



American College Health Association National College Health Assessment

UNIVERSITY OF NORTHERN IOWA

Data Report

Spring 2022

American College Health Association National College Health Assessment III

ACHA-NCHA III

The ACHA-NCHA III supports the health of the campus community by fulfilling the academic mission, supporting short- and long-term healthy behaviors, and gaining a current profile of health trends within the campus community.



AMERICAN COLLEGE HEALTH ASSOCIATION

We need to draw your attention to an important change in your ACHA-NCHA Report documents. Beginning in Spring 2021, responses for transgender and gender-nonconforming students are readily available directly in the report documents. This represents an important change in the way we have been reporting ACHA-NCHA results. We've prepared the following information to better explain the specific changes, our reasoning for doing so, and tips for using these redesigned report documents.

I. What we've done to date

- The ACHA-NCHA has asked respondents about their gender identity for 12 years.
- Data on transgender and gender-nonconforming (TGNC) students was available in the data file, but not displayed explicitly in the report documents in an effort to protect the privacy of TGNC students, particularly those students in smaller campus environments and at schools that publicly shared their ACHA-NCHA report documents.
- We have been trying to find the right balance between protecting students' privacy and making the results accessible to campus surveyors who may not use the statistical software that would be required to extract this information directly from the data files. Until now, we've erred on the side of protecting student privacy.

II. Why change?

- The number of TGNC students in our samples has been increasing over the years. Between 2008 and 2015, the number of students identifying as TGNC was very small (less than 0.05%). We've learned over the years that gender identity is complex and fluid. To better capture this complexity, we began asking separate questions about sex at birth and gender identity in Fall 2015. Now TGNC students tend to represent 3-4% of the overall sample.
- With greater number of students identifying as TGNC on the ACHA-NCHA in recent years, we have a better opportunity to understand their needs and behaviors than we have in years past.
- A number of health disparities between TGNC students and their cisgender peers have been well documented[1], and schools need readily available access to this data in order to better address the needs of TGNC students.

III. What's different about the way we are reporting?

- First – a note about how we have been reporting ACHA-NCHA results to date. RSEX is a variable we create based on the responses to the questions on sex at birth, whether or not a student identifies as transgender, and their gender identity. The RSEX variable had allowed us to sort respondents into 4 groups for reporting purposes: male, female, non-binary, and missing. (Details about this variable can be found in all report documents.)
- The value labels for RSEX have been revised to better represent gender identity rather than sex. A value of "1" has been changed from "Male" to "Cis Men[2]." A "2" has been changed from "Female" to "Cis Women[3]." The value "3" has been changed from "non-binary" to "Transgender and Gender-Nonconforming" (TGNC), as it's a more accurate and inclusive term. The value "4" on RSEX remains "missing/unknown" and is used for students who do not answer all three questions.
- The "missing/unknown" column in the Data Report document has been replaced with a "Trans/Gender-Nonconforming" column. Because space limitations in the report prevent us from displaying all 4 categories plus a total column in the same document, it's now the "missing/unknown" column that is not displayed. Now when the Total of any given row is higher than the sum of the cis men, cis women, and TGNC respondents, the difference can be attributed to "missing/unknown" respondents that selected the response option presented in that row.
- A column for "Trans/Gender-Nonconforming" has been added the Executive Summary Report document.

IV. Important considerations with this new format

- Percentages in the Executive Summary may represent a very small number of TGNC students and can limit the generalizability of a particular finding. To assist with the interpretation of the percentages displayed in the Executive Summary, the total sample size for each group has been added to every page.
- We encourage ACHA-NCHA surveyors to carefully review their report documents, particularly among the student demographic variables, and consider students who may be inadvertently identified in the results based on a unique combination of the demographic characteristics before sharing the documents widely or publicly. This is especially true for very small schools, as well as schools that lack diversity in the student population.
- Think about the implication of working with and documenting very small samples – from the perspective of making meaningful interpretations, as well as the privacy of respondents. This is true of all demographic variables, and not limited to gender identity. You may consider a minimum cell size or another threshold by which you make decisions about making your Institutional Data Report publicly available. It is less of a concern in your Institutional Executive Summary as we only display the percentages with the overall sample size.

Questions about this report? Please reach out to Christine Kukich at Ckukich@acha.org

[1] Greathouse M, BrckaLorenz A, Hoban M, Huseman R, Rankin S, Stolzenberg EB. (2018). Queer-spectrum and trans-spectrum student experiences in American higher education: The analysis of national survey findings. New Brunswick, NJ: Tyler Clementi Center, Rutgers University.

[2] Cisgender refers to people whose gender identity matches their sex assigned at birth. Cis men is short for "cisgender men" and is a term used to describe persons who identify as men and were assigned male at birth.

[3] Cis women is short for "cisgender women" and is a term used to describe persons who identify as women and were assigned female at birth.



Frequency tables are presented for every multiple choice and select all that apply questions from the survey. The mean, median, standard deviation, minimum, and maximum values are provided for the variables that are continuous, as well as those scales within the survey that produce a score.

Space for value labels associated with each response option is limited in this document and are often abbreviated for brevity. Furthermore, response options are listed in numeric order within the frequency tables, which may differ from the way they appear to students in the survey. **Please always refer to the survey codebook rather than this report document for the exact wording of survey questions and the associated response options.**

A note about the use of sex and gender in this report:

Survey results are reported by sex based on the responses to questions 67A, 67B, and 67C. The responses to these questions are used to create a new variable called RSEX. RSEX is used for organizing results in the ACHA-NCHA report documents. Respondents are reported as cis men or cis women only when their responses to 67A, 67B, and 67C are consistent with one another. If gender identity is consistent with sex at birth AND "no" is selected for transgender, then respondents are designated as either cis men or cis women in RSEX. If respondents select "yes" for transgender OR their sex at birth is not consistent with their gender identity, then they are designated as transgender/gender non-conforming in RSEX. A respondent that selects "intersex" for sex at birth, "no" for transgender, and man or woman for gender identity are designated as cis men or cis women in RSEX. A respondent that selects "intersex" for sex at birth, "yes" for transgender, or selects a gender identity other than man or woman are designated as transgender/gender non-conforming in RSEX. A respondent that selects "another identity" on 67C is designated missing in RSEX. A respondent that skips any of the three questions is designated as missing in RSEX. Totals displayed in this report include missing responses. Please see the ACHA-NCHA III survey codebook for more information about how data on sex and gender are coded. Please note: if your data contain a small number of transgender and gender non-conforming students, we advise you to take caution in sharing this report, as these students' responses may make it possible to identify who they are.

1) How would you describe your overall health?

	Cis Men		Cis Women		Trans/Gender Non-conforming		Total	
	Freq.	Pct.	Freq.	Pct.	Freq.	Pct.	Freq.	Pct.
1 Excellent	22	17	45	8	0	0	68	9.5
2 Very good	52	40	230	42	6	24	291	40.6
3 Good	47	36	225	41	13	52	289	40.3
4 Fair	8	6	47	9	6	24	62	8.6
5 Poor	1	1	6	1	0	0	7	1.0
Valid responses =	130	18	553	77	25	3	717	91.6

Invalid responses include no response.

2A) I feel that I belong at my college/university.

	Cis Men		Cis Women		Trans/Gender Non-conforming		Total	
	Freq.	Pct.	Freq.	Pct.	Freq.	Pct.	Freq.	Pct.
1 Strongly disagree	0	0	10	2	0	0	10	1.3
2 Disagree	0	0	10	2	0	0	10	1.3
3 Somewhat disagree	2	1	30	5	2	8	35	4.5
4 Somewhat agree	27	19	135	22	7	27	171	21.9
5 Agree	70	49	299	50	11	42	382	48.9
6 Strongly agree	44	31	120	20	6	23	173	22.2
Valid responses =	143	18	604	77	26	3	781	99.7

Invalid responses include no response.

2B) I feel that students' health and well-being is a priority at my college/university.

	Cis Men		Cis Women		Trans/Gender Non-conforming		Total	
	Freq.	Pct.	Freq.	Pct.	Freq.	Pct.	Freq.	Pct.
1 Strongly disagree	0	0	12	2	0	0	12	1.5
2 Disagree	2	1	24	4	4	15	30	3.8
3 Somewhat disagree	6	4	56	9	2	8	64	8.2
4 Somewhat agree	48	34	238	39	11	42	303	38.8
5 Agree	67	47	216	36	9	35	294	37.6
6 Strongly agree	20	14	58	10	0	0	78	10.0
Valid responses =	143	18	604	77	26	3	781	99.7

Invalid responses include no response.

2C) At my college/university, I feel that the campus climate encourages free and open discussion about students' health and well-being.

	Cis Men		Cis Women		Trans/Gender Non-conforming		Total	
	Freq.	Pct.	Freq.	Pct.	Freq.	Pct.	Freq.	Pct.
1 Strongly disagree	0	0	8	1	0	0	8	1.0
2 Disagree	2	1	21	4	3	12	27	3.5
3 Somewhat disagree	10	7	44	7	3	12	57	7.3
4 Somewhat agree	38	27	209	35	10	39	258	33.0
5 Agree	73	51	232	38	7	27	317	40.6
6 Strongly agree	20	14	90	15	3	12	114	14.6
Valid responses =	143	18	604	77	26	3	781	99.7

Invalid responses include no response.



AMERICAN COLLEGE HEALTH ASSOCIATION

American College Health Association-National College Health Assessment (ACHA-NCHA III)

Institutional Data Report - Spring 2022

American College Health Association

8455 Colesville Road, Suite 740

Silver Spring, MD 20910

(410) 859-1500

www.acha.org

UNIVERSITY OF NORTHERN IOWA

May 1, 2022

FREQUENCY REPORT

Number of Surveys (n) = 783 Web Surveys

2D) At my college/university, we are a campus where we look out for each other.

	Cis Men		Cis Women		Trans/Gender Non-conforming		Total	
	Freq.	Pct.	Freq.	Pct.	Freq.	Pct.	Freq.	Pct.
1 Strongly disagree	1	1	13	2	0	0	14	1.8
2 Disagree	2	1	19	3	3	12	24	3.1
3 Somewhat disagree	10	7	79	13	7	27	97	12.4
4 Somewhat agree	50	35	237	39	8	31	299	38.3
5 Agree	62	44	203	34	6	23	273	35.0
6 Strongly agree	17	12	53	9	2	8	73	9.4
Valid responses =	142	18	604	77	26	3	780	99.6

Invalid responses include no response.

3A) How many hours do you spend in a typical week (7 days) on the following activities?

Attending classes, discussion sections, or labs

	Cis Men		Cis Women		Trans/Gender Non-conforming		Total	
	Freq.	Pct.	Freq.	Pct.	Freq.	Pct.	Freq.	Pct.
1 0 hours	0	0	2	0	0	0	2	0.3
2 1-5 hours	4	3	35	6	2	8	42	5.4
3 6-10 hours	31	22	136	23	1	4	170	21.8
4 11-15 hours	57	40	226	38	15	58	302	38.7
5 16-20 hours	38	27	130	22	5	19	174	22.3
6 21-25 hours	9	6	40	7	1	4	50	6.4
7 26-30 hours	1	1	15	3	1	4	17	2.2
8 More than 30 hours	3	2	19	3	1	4	23	2.9
Valid responses =	143	18	603	77	26	3	780	99.6

Invalid responses include no response.

3B) How many hours do you spend in a typical week (7 days) on the following activities?

Studying and other academic activities outside of class

	Cis Men		Cis Women		Trans/Gender Non-conforming		Total	
	Freq.	Pct.	Freq.	Pct.	Freq.	Pct.	Freq.	Pct.
1 0 hours	1	1	6	1	0	0	7	0.9
2 1-5 hours	42	29	153	25	13	50	211	27.1
3 6-10 hours	42	29	201	33	5	19	252	32.3
4 11-15 hours	28	20	112	19	5	19	146	18.7
5 16-20 hours	13	9	56	9	2	8	71	9.1
6 21-25 hours	5	4	35	6	0	0	40	5.1
7 26-30 hours	8	6	19	3	1	4	28	3.6
8 More than 30 hours	4	3	21	4	0	0	25	3.2
Valid responses =	143	18	603	77	26	3	780	99.6

Invalid responses include no response.

3C) How many hours do you spend in a typical week (7 days) on the following activities?

Attending cultural events, movies, concerts, sports or other entertainment with others

	Cis Men		Cis Women		Trans/Gender Non-conforming		Total	
	Freq.	Pct.	Freq.	Pct.	Freq.	Pct.	Freq.	Pct.
1 0 hours	38	27	179	30	8	32	228	29.2
2 1-5 hours	75	52	355	59	16	64	451	57.8
3 6-10 hours	18	13	52	9	1	4	71	9.1
4 11-15 hours	8	6	9	2	0	0	17	2.2
5 16-20 hours	3	2	4	1	0	0	7	0.9
6 21-25 hours	1	1	1	0	0	0	2	0.3
7 26-30 hours	0	0	2	0	0	0	2	0.3
8 More than 30 hours	0	0	2	0	0	0	2	0.3
Valid responses =	143	18	604	77	25	3	780	99.6

Invalid responses include no response.

3D) How many hours do you spend in a typical week (7 days) on the following activities?

Performing community service or volunteer activities

	Cis Men		Cis Women		Trans/Gender Non-conforming		Total	
	Freq.	Pct.	Freq.	Pct.	Freq.	Pct.	Freq.	Pct.
1 0 hours	91	64	374	62	21	81	488	62.6
2 1-5 hours	41	29	200	33	4	15	250	32.1
3 6-10 hours	9	6	21	4	0	0	31	4.0
4 11-15 hours	1	1	4	1	0	0	5	0.6
5 16-20 hours	0	0	2	0	0	0	2	0.3
6 21-25 hours	1	1	0	0	0	0	1	0.1
7 26-30 hours	0	0	1	0	0	0	1	0.1
8 More than 30 hours	0	0	1	0	1	4	2	0.3
Valid responses =	143	18	603	77	26	3	780	99.6

Invalid responses include no response.



3E) How many hours do you spend in a typical week (7 days) on the following activities?

Participating in physical exercise, team sports, recreational sports, or physically active hobbies

	Cis Men		Cis Women		Trans/Gender Non-conforming		Total	
	Freq.	Pct.	Freq.	Pct.	Freq.	Pct.	Freq.	Pct.
1 0 hours	32	22	171	28	13	50	221	28.3
2 1-5 hours	53	37	273	45	9	35	335	42.9
3 6-10 hours	31	22	108	18	4	15	146	18.7
4 11-15 hours	15	11	27	5	0	0	42	5.4
5 16-20 hours	3	2	11	2	0	0	14	1.8
6 21-25 hours	3	2	8	1	0	0	11	1.4
7 26-30 hours	5	4	4	1	0	0	9	1.2
8 More than 30 hours	1	1	2	0	0	0	3	0.4
Valid responses =	143	18	604	77	26	3	781	99.7

Invalid responses include no response.

3F) How many hours do you spend in a typical week (7 days) on the following activities?

Participating in spiritual or religious activities

	Cis Men		Cis Women		Trans/Gender Non-conforming		Total	
	Freq.	Pct.	Freq.	Pct.	Freq.	Pct.	Freq.	Pct.
1 0 hours	90	63	378	63	24	92	498	63.7
2 1-5 hours	37	26	182	30	2	8	222	28.4
3 6-10 hours	9	6	32	5	0	0	41	5.2
4 11-15 hours	5	4	8	1	0	0	14	1.8
5 16-20 hours	0	0	2	0	0	0	2	0.3
6 21-25 hours	2	1	1	0	0	0	3	0.4
7 26-30 hours	0	0	1	0	0	0	1	0.1
8 More than 30 hours	0	0	1	0	0	0	1	0.1
Valid responses =	143	18	605	77	26	3	782	99.9

Invalid responses include no response.

3G) How many hours do you spend in a typical week (7 days) on the following activities?

Participating in student clubs or organizations

	Cis Men		Cis Women		Trans/Gender Non-conforming		Total	
	Freq.	Pct.	Freq.	Pct.	Freq.	Pct.	Freq.	Pct.
1 0 hours	52	36	270	45	12	46	336	43.2
2 1-5 hours	68	48	252	42	11	42	334	42.9
3 6-10 hours	16	11	59	10	2	8	79	10.2
4 11-15 hours	3	2	15	3	0	0	19	2.4
5 16-20 hours	1	1	3	1	1	4	5	0.6
6 21-25 hours	3	2	1	0	0	0	4	0.5
7 26-30 hours	0	0	0	0	0	0	0	0.0
8 More than 30 hours	0	0	1	0	0	0	1	0.1
Valid responses =	143	18	601	77	26	3	778	99.4

Invalid responses include no response.

3H) How many hours do you spend in a typical week (7 days) on the following activities?

Socializing with friends

	Cis Men		Cis Women		Trans/Gender Non-conforming		Total	
	Freq.	Pct.	Freq.	Pct.	Freq.	Pct.	Freq.	Pct.
1 0 hours	8	6	29	5	2	8	39	5.0
2 1-5 hours	41	29	217	36	7	27	266	34.4
3 6-10 hours	42	30	177	30	7	27	228	29.5
4 11-15 hours	25	18	82	14	4	15	114	14.7
5 16-20 hours	9	6	47	8	4	15	60	7.8
6 21-25 hours	11	8	14	2	0	0	25	3.2
7 26-30 hours	2	1	14	2	1	4	17	2.2
8 More than 30 hours	3	2	19	3	1	4	25	3.2
Valid responses =	141	18	599	77	26	3	774	98.9

Invalid responses include no response.

3I) How many hours do you spend in a typical week (7 days) on the following activities?

Partying

	Cis Men		Cis Women		Trans/Gender Non-conforming		Total	
	Freq.	Pct.	Freq.	Pct.	Freq.	Pct.	Freq.	Pct.
1 0 hours	85	61	379	64	21	81	489	64.0
2 1-5 hours	38	27	161	27	5	19	207	27.1
3 6-10 hours	12	9	36	6	0	0	49	6.4
4 11-15 hours	1	1	9	2	0	0	10	1.3
5 16-20 hours	1	1	1	0	0	0	2	0.3
6 21-25 hours	2	1	2	0	0	0	4	0.5
7 26-30 hours	0	0	1	0	0	0	1	0.1
8 More than 30 hours	1	1	1	0	0	0	2	0.3
Valid responses =	140	18	590	77	26	3	764	97.6

Invalid responses include no response.



3J) How many hours do you spend in a typical week (7 days) on the following activities?

Spending time with family

	Cis Men		Cis Women		Trans/Gender Non-conforming		Total	
	Freq.	Pct.	Freq.	Pct.	Freq.	Pct.	Freq.	Pct.
1 0 hours	56	40	188	31	18	69	264	34.1
2 1-5 hours	62	44	262	44	5	19	333	43.0
3 6-10 hours	9	6	66	11	3	12	80	10.3
4 11-15 hours	7	5	27	5	0	0	34	4.4
5 16-20 hours	5	4	16	3	0	0	21	2.7
6 21-25 hours	1	1	14	2	0	0	15	1.9
7 26-30 hours	0	0	8	1	0	0	8	1.0
8 More than 30 hours	1	1	18	3	0	0	19	2.5
Valid responses =	141	18	599	77	26	3	774	98.9

Invalid responses include no response.

3K) How many hours do you spend in a typical week (7 days) on the following activities?

Watching TV, streaming movies/TV, or other media for entertainment

	Cis Men		Cis Women		Trans/Gender Non-conforming		Total	
	Freq.	Pct.	Freq.	Pct.	Freq.	Pct.	Freq.	Pct.
1 0 hours	6	4	34	6	0	0	40	5.1
2 1-5 hours	47	33	234	39	7	27	290	37.3
3 6-10 hours	46	32	191	32	10	39	249	32.0
4 11-15 hours	24	17	77	13	6	23	108	13.9
5 16-20 hours	9	6	38	6	0	0	49	6.3
6 21-25 hours	4	3	16	3	2	8	22	2.8
7 26-30 hours	5	4	6	1	0	0	11	1.4
8 More than 30 hours	2	1	6	1	1	4	9	1.2
Valid responses =	143	18	602	77	26	3	778	99.4

Invalid responses include no response.

3L) How many hours do you spend in a typical week (7 days) on the following activities?

Gaming

	Cis Men		Cis Women		Trans/Gender Non-conforming		Total	
	Freq.	Pct.	Freq.	Pct.	Freq.	Pct.	Freq.	Pct.
1 0 hours	30	21	431	71	13	50	476	60.9
2 1-5 hours	55	39	116	19	7	27	181	23.2
3 6-10 hours	29	20	36	6	4	15	71	9.1
4 11-15 hours	11	8	11	2	1	4	24	3.1
5 16-20 hours	10	7	4	1	0	0	14	1.8
6 21-25 hours	4	3	5	1	0	0	9	1.2
7 26-30 hours	2	1	0	0	1	4	3	0.4
8 More than 30 hours	2	1	1	0	0	0	3	0.4
Valid responses =	143	18	604	77	26	3	781	99.7

Invalid responses include no response.

3M) How many hours do you spend in a typical week (7 days) on the following activities?

Using social media

	Cis Men		Cis Women		Trans/Gender Non-conforming		Total	
	Freq.	Pct.	Freq.	Pct.	Freq.	Pct.	Freq.	Pct.
1 0 hours	13	9	14	2	1	4	28	3.6
2 1-5 hours	55	39	210	35	8	32	275	35.5
3 6-10 hours	36	26	186	31	6	24	232	29.9
4 11-15 hours	18	13	102	17	7	28	127	16.4
5 16-20 hours	7	5	44	7	2	8	54	7.0
6 21-25 hours	4	3	25	4	0	0	29	3.7
7 26-30 hours	3	2	11	2	0	0	15	1.9
8 More than 30 hours	4	3	10	2	1	4	15	1.9
Valid responses =	140	18	602	78	25	3	775	99.0

Invalid responses include no response.

3N) How many hours do you spend in a typical week (7 days) on the following activities?

Commuting to school and/or to work

	Cis Men		Cis Women		Trans/Gender Non-conforming		Total	
	Freq.	Pct.	Freq.	Pct.	Freq.	Pct.	Freq.	Pct.
1 0 hours	46	32	174	29	8	31	229	29.4
2 1-5 hours	80	56	360	60	16	62	462	59.4
3 6-10 hours	11	8	39	7	2	8	53	6.8
4 11-15 hours	3	2	17	3	0	0	20	2.6
5 16-20 hours	2	1	7	1	0	0	9	1.2
6 21-25 hours	1	1	0	0	0	0	1	0.1
7 26-30 hours	0	0	1	0	0	0	1	0.1
8 More than 30 hours	0	0	3	1	0	0	3	0.4
Valid responses =	143	18	601	77	26	3	778	99.4

Invalid responses include no response.



3O) How many hours do you spend in a typical week (7 days) on the following activities?

Working for pay

	Cis Men		Cis Women		Trans/Gender Non-conforming		Total	
	Freq.	Pct.	Freq.	Pct.	Freq.	Pct.	Freq.	Pct.
1 0 hours	59	41	145	24	4	15	210	27.2
2 1-5 hours	15	11	42	7	1	4	59	7.6
3 6-10 hours	22	15	107	18	3	12	134	17.3
4 11-15 hours	13	9	109	18	9	35	131	16.9
5 16-20 hours	22	15	104	17	6	23	134	17.3
6 21-25 hours	9	6	48	8	1	4	58	7.5
7 26-30 hours	1	1	18	3	0	0	19	2.5
8 More than 30 hours	2	1	23	4	2	8	28	3.6
Valid responses =	143	18	596	77	26	3	773	98.7

Invalid responses include no response.

3P) How many hours do you spend in a typical week (7 days) on the following activities?

Participating in meditation or meditative activities

	Cis Men		Cis Women		Trans/Gender Non-conforming		Total	
	Freq.	Pct.	Freq.	Pct.	Freq.	Pct.	Freq.	Pct.
1 0 hours	105	74	463	77	22	85	593	75.9
2 1-5 hours	31	22	123	20	4	15	163	20.9
3 6-10 hours	4	3	11	2	0	0	15	1.9
4 11-15 hours	1	1	3	1	0	0	4	0.5
5 16-20 hours	0	0	5	1	0	0	5	0.6
6 21-25 hours	1	1	0	0	0	0	1	0.1
7 26-30 hours	0	0	0	0	0	0	0	0.0
8 More than 30 hours	0	0	0	0	0	0	0	0.0
Valid responses =	142	18	605	77	26	3	781	99.7

Invalid responses include no response.

3Q) How many hours do you spend in a typical week (7 days) on the following activities?

Performing unpaid household responsibilities

	Cis Men		Cis Women		Trans/Gender Non-conforming		Total	
	Freq.	Pct.	Freq.	Pct.	Freq.	Pct.	Freq.	Pct.
1 0 hours	42	29	104	17	5	19	152	19.4
2 1-5 hours	80	56	370	61	17	65	473	60.5
3 6-10 hours	18	13	92	15	4	15	115	14.7
4 11-15 hours	2	1	20	3	0	0	22	2.8
5 16-20 hours	0	0	6	1	0	0	6	0.8
6 21-25 hours	0	0	11	2	0	0	11	1.4
7 26-30 hours	1	1	1	0	0	0	2	0.3
8 More than 30 hours	0	0	1	0	0	0	1	0.1
Valid responses =	143	18	605	77	26	3	782	99.9

Invalid responses include no response.

3R) How many hours do you spend in a typical week (7 days) on the following activities?

Taking care of children or other family members (unpaid)

	Cis Men		Cis Women		Trans/Gender Non-conforming		Total	
	Freq.	Pct.	Freq.	Pct.	Freq.	Pct.	Freq.	Pct.
1 0 hours	133	93	526	87	25	96	691	88.4
2 1-5 hours	8	6	49	8	0	0	58	7.4
3 6-10 hours	1	1	11	2	1	4	13	1.7
4 11-15 hours	0	0	5	1	0	0	5	0.6
5 16-20 hours	0	0	4	1	0	0	4	0.5
6 21-25 hours	0	0	2	0	0	0	2	0.3
7 26-30 hours	1	1	2	0	0	0	3	0.4
8 More than 30 hours	0	0	6	1	0	0	6	0.8
Valid responses =	143	18	605	77	26	3	782	99.9

Invalid responses include no response.

4) How do you describe your weight?

	Cis Men		Cis Women		Trans/Gender Non-conforming		Total	
	Freq.	Pct.	Freq.	Pct.	Freq.	Pct.	Freq.	Pct.
1 Very underweight	2	1	3	1	0	0	5	0.6
2 Slightly underweight	29	20	38	6	1	4	69	8.8
3 About the right weight	71	50	340	56	10	39	425	54.3
4 Slightly overweight	36	25	188	31	13	50	240	30.7
5 Very overweight	5	4	36	6	2	8	43	5.5
Valid responses =	143	18	605	77	26	3	782	99.9

Invalid responses include no response.



5) Are you trying to do any of the following about your weight?

	Cis Men		Cis Women		Trans/Gender Non-conforming		Total	
	Freq.	Pct.	Freq.	Pct.	Freq.	Pct.	Freq.	Pct.
1 Not trying anything about my weight	32	22	129	21	6	23	168	21.5
2 Stay the same weight	36	25	148	25	5	19	192	24.6
3 Lose weight	42	29	298	49	15	58	359	45.9
4 Gain weight	33	23	30	5	0	0	63	8.1
Valid responses =	143	18	605	77	26	3	782	99.9

Invalid responses include no response.

6) In the last 7 days, how many (total) minutes did you spend doing moderate physical activity?

Examples: brisk walking, dancing, or household chores.

	Cis Men		Cis Women		Trans/Gender Non-conforming		Total	
	Freq.	Pct.	Freq.	Pct.	Freq.	Pct.	Freq.	Pct.
0 0 Minutes	4	3	15	3	1	4	20	2.6
1 1 to 149 Minutes	70	49	296	50	13	50	383	49.6
2 150 to 299 Minutes	39	28	147	25	6	23	193	25.0
3 300 or More Minutes	29	20	138	23	6	23	176	22.8
Valid responses =	142	18	596	77	26	3	772	98.6

Invalid responses include no response.

	Mean	Median	Std Dev	Min	Max
Cis Men	227.58	120.00	447.98	0	5040
Cis Women	220.65	120.00	306.62	0	3360
Trans/Gender Non-conforming	257.96	123.00	308.4	0	1200
Overall	223.57	120.00	336.38	0	5040

7) In the last 7 days, how many (total) minutes did you spend doing vigorous physical activity?

Examples: running, swimming laps, or hiking.

	Cis Men		Cis Women		Trans/Gender Non-conforming		Total	
	Freq.	Pct.	Freq.	Pct.	Freq.	Pct.	Freq.	Pct.
0 0 Minutes	36	25	207	35	12	46	257	33.3
1 1 to 74 Minutes	48	34	202	34	12	46	265	34.4
2 75 to 149 Minutes	25	18	73	12	1	4	101	13.1
3 150 or More Minutes	33	23	113	19	1	4	148	19.2
Valid responses =	142	18	595	77	26	3	771	98.5

Invalid responses include no response.

	Mean	Median	Std Dev	Min	Max
Cis Men	107.57	60.00	145.87	0	750
Cis Women	94.49	30.00	197.7	0	2400
Trans/Gender Non-conforming	26.00	6.00	46.28	0	200
Overall	95.19	30.00	187.96	0	2400

8) In the last 7 days, on how many days did you do exercises to strengthen or tone your muscles?

Examples: push ups, sit ups, or weightlifting/training.

	Cis Men		Cis Women		Trans/Gender Non-conforming		Total	
	Freq.	Pct.	Freq.	Pct.	Freq.	Pct.	Freq.	Pct.
0 0 days	59	41	274	46	14	54	352	45.3
1 1 day	7	5	58	10	6	23	71	9.1
2 2 days	16	11	80	13	4	15	100	12.9
3 3 days	17	12	83	14	1	4	103	13.3
4 4 days	10	7	44	7	0	0	54	6.9
5 5 days	18	13	38	6	1	4	57	7.3
6 6 days	12	8	14	2	0	0	27	3.5
7 7 days	4	3	9	2	0	0	13	1.7
Valid responses =	143	18	600	77	26	3	777	99.2

Invalid responses include no response.



AMERICAN COLLEGE HEALTH ASSOCIATION

American College Health Association-National College Health Assessment (ACHA-NCHA III)

Institutional Data Report - Spring 2022

American College Health Association

8455 Colesville Road, Suite 740

Silver Spring, MD 20910

(410) 859-1500

www.acha.org

UNIVERSITY OF NORTHERN IOWA

May 1, 2022

FREQUENCY REPORT

Number of Surveys (n) = 783 Web Surveys

9A) In the last 7 days, how many servings of sugar-sweetened beverages did you drink on average per day?

One serving is 12 oz of soda; 8 oz of sugar-sweetened, flavored water or sports drink; 6 oz of sugar-sweetened coffee, tea, or juice.

If you do not drink sugar-sweetened beverages, please enter 0.

	Cis Men		Cis Women		Trans/Gender Non-conforming		Total	
	Freq.	Pct.	Freq.	Pct.	Freq.	Pct.	Freq.	Pct.
1 0 servings	39	28	152	26	3	12	196	25.5
2 1 serving	26	18	111	19	2	8	143	18.6
3 2 servings	23	16	95	16	7	27	125	16.2
4 3 servings	12	9	54	9	5	19	72	9.4
5 4 servings	9	6	34	6	3	12	46	6.0
6 5 servings	8	6	34	6	1	4	43	5.6
7 6 servings	4	3	22	4	0	0	26	3.4
8 7 servings	5	4	23	4	2	8	30	3.9
9 8 servings	4	3	10	2	0	0	14	1.8
10 9 or more servings	12	9	59	10	3	12	75	9.7
Valid responses =	142	18	594	77	26	3	770	98.3

Invalid responses include no response.

	Mean	Median	Std Dev	Min	Max
Cis Men	3.54	2.00	5.41	0	30
Cis Women	3.57	2.00	5.26	0	30
Trans/Gender Non-conforming	5.23	3.00	7.82	0	30
Overall	3.61	2.00	5.38	0	30

9B) In the past 30 days, on how many days did you drink energy drinks or energy shots?

(for example: Red Bull, Monster, Full Throttle, 5 Hour Energy, Rockstar Energy Shot, or Full Throttle Energy Shot, etc.)

	Cis Men		Cis Women		Trans/Gender Non-conforming		Total	
	Freq.	Pct.	Freq.	Pct.	Freq.	Pct.	Freq.	Pct.
1 0 days	95	67	396	67	16	62	512	66.6
2 1-2 days	20	14	68	12	4	15	92	12.0
3 3-4 days	5	4	39	7	1	4	47	6.1
4 5-10 days	11	8	57	10	3	12	72	9.4
5 11-15 days	3	2	7	1	0	0	10	1.3
6 16-20 days	3	2	10	2	0	0	13	1.7
7 21-25 days	3	2	7	1	1	4	11	1.4
8 26-30 days	2	1	9	2	1	4	12	1.6
Valid responses =	142	18	593	77	26	3	769	98.2

Invalid responses include no response.

	Mean	Median	Std Dev	Min	Max
Cis Men	2.54	0.00	6.05	0	30
Cis Women	2.27	0.00	5.43	0	30
Trans/Gender Non-conforming	3.23	0.00	7.33	0	30
Overall	2.34	0.00	5.59	0	30

10) In the last 7 days, how many servings of fruit did you eat on average per day?

One serving is a medium piece of fresh fruit; 1/2 cup of fresh, frozen, or canned fruit; 1/4 cup of dried fruit; or 3/4 cup of 100% fresh fruit juice

	Cis Men		Cis Women		Trans/Gender Non-conforming		Total	
	Freq.	Pct.	Freq.	Pct.	Freq.	Pct.	Freq.	Pct.
1 0 servings per day	24	17	77	13	3	12	105	13.5
2 1-2 servings per day	82	57	389	65	21	81	499	64.3
3 3-4 servings per day	31	22	109	18	2	8	142	18.3
4 5-6 servings per day	3	2	21	4	0	0	24	3.1
5 More than 6 servings per day	3	2	3	1	0	0	6	0.8
Valid responses =	143	18	599	77	26	3	776	99.1

Invalid responses include no response.

11) In the last 7 days, how many servings of vegetables did you eat on average per day?

One serving is 1/2 cup of fresh, frozen, or canned vegetables; 3/4 cup 100% vegetable juice; or 1 cup salad greens

	Cis Men		Cis Women		Trans/Gender Non-conforming		Total	
	Freq.	Pct.	Freq.	Pct.	Freq.	Pct.	Freq.	Pct.
1 0 servings per day	33	23	94	16	5	19	134	17.3
2 1-2 servings per day	71	50	369	62	18	69	463	59.7
3 3-4 servings per day	30	21	120	20	3	12	154	19.8
4 5-6 servings per day	6	4	14	2	0	0	20	2.6
5 More than 6 servings per day	3	2	2	0	0	0	5	0.6
Valid responses =	143	18	599	77	26	3	776	99.1

Invalid responses include no response.



AMERICAN COLLEGE HEALTH ASSOCIATION

American College Health Association-National College Health Assessment (ACHA-NCHA III)

Institutional Data Report - Spring 2022

American College Health Association

8455 Colesville Road, Suite 740

Silver Spring, MD 20910

(410) 859-1500

www.acha.org

UNIVERSITY OF NORTHERN IOWA

May 1, 2022

FREQUENCY REPORT

Number of Surveys (n) = 783 Web Surveys

12A) For the following statements, please say whether the statement was often true, sometimes true, or never true for you in the last 30 days.

The food that I bought just didn't last, and I didn't have money to get more

	Cis Men		Cis Women		Trans/Gender Non-conforming		Total	
	Freq.	Pct.	Freq.	Pct.	Freq.	Pct.	Freq.	Pct.
0 Never True	96	67	299	50	11	44	409	52.7
1 Sometimes True	40	28	232	39	11	44	286	36.9
2 Often True	7	5	69	12	3	12	81	10.4
Valid responses =	143	18	600	77	25	3	776	99.1

Invalid responses include no response.

12B) For the following statements, please say whether the statement was often true, sometimes true, or never true for you in the last 30 days.

I couldn't afford to eat balanced meals.

	Cis Men		Cis Women		Trans/Gender Non-conforming		Total	
	Freq.	Pct.	Freq.	Pct.	Freq.	Pct.	Freq.	Pct.
0 Never True	97	68	282	47	9	35	390	50.2
1 Sometimes True	32	22	216	36	6	23	256	32.9
2 Often True	14	10	102	17	11	42	131	16.9
Valid responses =	143	18	600	77	26	3	777	99.2

Invalid responses include no response.

12C) In the last 30 days, did you ever cut the size of your meals or skip meals because there wasn't enough money for food?

	Cis Men		Cis Women		Trans/Gender Non-conforming		Total	
	Freq.	Pct.	Freq.	Pct.	Freq.	Pct.	Freq.	Pct.
0 No	103	72	402	67	11	42	522	66.9
1 Only 1 or 2 days	21	15	76	13	5	19	102	13.1
2 Yes, some days, but not every day	11	8	93	15	7	27	112	14.4
3 Yes, almost every day	8	6	32	5	3	12	44	5.6
Valid responses =	143	18	603	77	26	3	780	99.6

Invalid responses include no response.

12D) In the last 30 days, did you ever eat less than you felt you should because there wasn't enough money for food?

	Cis Men		Cis Women		Trans/Gender Non-conforming		Total	
	Freq.	Pct.	Freq.	Pct.	Freq.	Pct.	Freq.	Pct.
0 No	113	79	463	77	15	58	598	76.8
1 Yes	30	21	139	23	11	42	181	23.2
Valid responses =	143	18	602	77	26	3	779	99.5

Invalid responses include no response.

12E) In the last 30 days, were you ever hungry but didn't eat because there wasn't enough money for food?

	Cis Men		Cis Women		Trans/Gender Non-conforming		Total	
	Freq.	Pct.	Freq.	Pct.	Freq.	Pct.	Freq.	Pct.
0 No	119	83	495	82	19	73	640	82.2
1 Yes	24	17	106	18	7	27	139	17.8
Valid responses =	143	18	601	77	26	3	779	99.5

Invalid responses include no response.

13) How long does it usually take for you to fall asleep at night once you close your eyes?

	Cis Men		Cis Women		Trans/Gender Non-conforming		Total	
	Freq.	Pct.	Freq.	Pct.	Freq.	Pct.	Freq.	Pct.
1 Under 5 minutes	12	8	49	8	4	15	66	8.5
2 5-15 minutes	58	41	175	29	6	23	240	30.7
3 16-30 minutes	43	30	200	33	8	31	253	32.4
4 31 minutes - 1 hour	23	16	122	20	5	19	153	19.6
5 over 1 hour	7	5	58	10	3	12	69	8.8
Valid responses =	143	18	604	77	26	3	781	99.7

Invalid responses include no response.

14) Over the last 2 weeks, what is the average amount of sleep you have gotten on a weeknight (excluding naps)? (Please select the response closest to your answer)

	Cis Men		Cis Women		Trans/Gender Non-conforming		Total	
	Freq.	Pct.	Freq.	Pct.	Freq.	Pct.	Freq.	Pct.
1 Less than 4 hours	1	1	4	1	0	0	5	0.6
2 4 hours	4	3	10	2	2	8	16	2.0
3 5 hours	14	10	51	8	3	12	69	8.8
4 6 hours	37	26	135	22	10	39	184	23.6
5 7 hours	47	33	207	34	9	35	267	34.2
6 8 hours	36	25	143	24	0	0	180	23.0
7 9 hours	4	3	40	7	1	4	45	5.8
8 10 or more hours	0	0	14	2	1	4	15	1.9
Valid responses =	143	18	604	77	26	3	781	99.7

Invalid responses include no response.



AMERICAN COLLEGE HEALTH ASSOCIATION

American College Health Association-National College Health Assessment (ACHA-NCHA III)

Institutional Data Report - Spring 2022

American College Health Association

8455 Colesville Road, Suite 740

Silver Spring, MD 20910

(410) 859-1500

www.acha.org

UNIVERSITY OF NORTHERN IOWA

May 1, 2022

FREQUENCY REPORT

Number of Surveys (n) = 783 Web Surveys

15) Over the last 2 weeks, what is the average amount of sleep you have gotten on a weekend night (excluding naps)? (Please select the response closest to your answer)

	Cis Men		Cis Women		Trans/Gender Non-conforming		Total	
	Freq.	Pct.	Freq.	Pct.	Freq.	Pct.	Freq.	Pct.
1 Less than 4 hours	1	1	6	1	0	0	7	0.9
2 4 hours	4	3	10	2	1	4	15	1.9
3 5 hours	4	3	37	6	2	8	43	5.5
4 6 hours	18	13	76	13	1	4	95	12.2
5 7 hours	37	26	117	19	4	15	162	20.7
6 8 hours	50	35	188	31	8	31	247	31.6
7 9 hours	22	15	132	22	3	12	160	20.5
8 10 or more hours	7	5	38	6	7	27	52	6.7
Valid responses =	143	18	604	77	26	3	781	99.7

Invalid responses include no response.

16A) On how many of the last 7 days did you: Wake up too early in the morning and couldn't get back to sleep?

	Cis Men		Cis Women		Trans/Gender Non-conforming		Total	
	Freq.	Pct.	Freq.	Pct.	Freq.	Pct.	Freq.	Pct.
1 0 days	79	55	244	41	11	42	338	43.3
2 1 day	29	20	132	22	5	19	166	21.3
3 2 days	13	9	96	16	3	12	112	14.4
4 3 days	9	6	64	11	2	8	77	9.9
5 4 days	5	4	28	5	3	12	36	4.6
6 5 days	5	4	16	3	0	0	22	2.8
7 6 days	1	1	7	1	1	4	10	1.3
8 7 days	2	1	16	3	1	4	19	2.4
Valid responses =	143	18	603	77	26	3	780	99.6

Invalid responses include no response.

16B) On how many of the last 7 days did you: Feel tired or sleepy during the day?

	Cis Men		Cis Women		Trans/Gender Non-conforming		Total	
	Freq.	Pct.	Freq.	Pct.	Freq.	Pct.	Freq.	Pct.
1 0 days	10	7	17	3	0	0	27	3.5
2 1 day	15	11	25	4	0	0	40	5.1
3 2 days	26	18	68	11	1	4	95	12.2
4 3 days	24	17	104	17	2	8	131	16.8
5 4 days	18	13	89	15	2	8	111	14.2
6 5 days	21	15	101	17	6	23	128	16.4
7 6 days	7	5	47	8	2	8	57	7.3
8 7 days	22	15	153	25	13	50	192	24.6
Valid responses =	143	18	604	77	26	3	781	99.7

Invalid responses include no response.

16C) On how many of the last 7 days did you: Have an extremely hard time falling asleep?

	Cis Men		Cis Women		Trans/Gender Non-conforming		Total	
	Freq.	Pct.	Freq.	Pct.	Freq.	Pct.	Freq.	Pct.
1 0 days	49	34	181	30	5	19	235	30.1
2 1 day	43	30	118	20	3	12	165	21.2
3 2 days	19	13	94	16	2	8	118	15.1
4 3 days	14	10	57	10	11	42	82	10.5
5 4 days	3	2	40	7	1	4	46	5.9
6 5 days	3	2	50	8	1	4	54	6.9
7 6 days	3	2	14	2	0	0	17	2.2
8 7 days	9	6	49	8	3	12	63	8.1
Valid responses =	143	18	603	77	26	3	780	99.6

Invalid responses include no response.

16D) On how many of the last 7 days did you: Get enough sleep so that you felt rested?

	Cis Men		Cis Women		Trans/Gender Non-conforming		Total	
	Freq.	Pct.	Freq.	Pct.	Freq.	Pct.	Freq.	Pct.
1 0 days	26	18	110	18	9	35	148	19.0
2 1 day	15	11	121	20	6	23	143	18.3
3 2 days	21	15	136	23	4	15	163	20.9
4 3 days	15	11	84	14	1	4	101	12.9
5 4 days	27	19	60	10	3	12	91	11.7
6 5 days	23	16	49	8	1	4	73	9.4
7 6 days	6	4	21	4	0	0	27	3.5
8 7 days	10	7	22	4	2	8	34	4.4
Valid responses =	143	18	603	77	26	3	780	99.6

Invalid responses include no response.



16E) On how many of the last 7 days did you: Take a nap?

	Cis Men		Cis Women		Trans/Gender Non-conforming		Total	
	Freq.	Pct.	Freq.	Pct.	Freq.	Pct.	Freq.	Pct.
1 0 days	64	45	212	35	6	23	284	36.4
2 1 day	21	15	117	19	4	15	144	18.4
3 2 days	20	14	96	16	5	19	122	15.6
4 3 days	19	13	73	12	4	15	98	12.5
5 4 days	5	4	46	8	4	15	56	7.2
6 5 days	8	6	21	4	3	12	32	4.1
7 6 days	3	2	16	3	0	0	19	2.4
8 7 days	3	2	23	4	0	0	26	3.3
Valid responses =	143	18	604	77	26	3	781	99.7

Invalid responses include no response.

16F) On average, how long are your naps? (only includes students who napped 1-7 days)

	Cis Men		Cis Women		Trans/Gender Non-conforming		Total	
	Freq.	Pct.	Freq.	Pct.	Freq.	Pct.	Freq.	Pct.
1 Less than 30 minutes	15	19	42	11	2	10	61	12.4
2 Between 30 and 59 minutes	38	48	189	49	8	40	238	48.3
3 Between 60 and 119 minutes	21	27	115	30	8	40	145	29.4
4 2 hours or more	5	6	42	11	2	10	49	9.9
Valid responses =	79	16	388	79	20	4	493	63.0

Invalid responses include no response.

17A) Within the last 12 months, how often did you: Wear a helmet when you rode a bicycle?

	Cis Men		Cis Women		Trans/Gender Non-conforming		Total	
	Freq.	Pct.	Freq.	Pct.	Freq.	Pct.	Freq.	Pct.
1 Did not do this activity	79	56	371	62	19	73	473	60.8
2 Never	38	27	125	21	3	12	168	21.6
3 Rarely	7	5	31	5	1	4	41	5.3
4 Sometimes	6	4	21	4	1	4	28	3.6
5 Most of the time	3	2	12	2	1	4	16	2.1
6 Always	9	6	42	7	1	4	52	6.7
Valid responses =	142	18	602	77	26	3	778	99.4

Invalid responses include no response.

17B) Within the last 12 months, how often did you: Wear a helmet when you rode a motorcycle/motor scooter?

	Cis Men		Cis Women		Trans/Gender Non-conforming		Total	
	Freq.	Pct.	Freq.	Pct.	Freq.	Pct.	Freq.	Pct.
1 Did not do this activity	119	84	534	89	25	96	686	88.2
2 Never	11	8	23	4	1	4	35	4.5
3 Rarely	4	3	5	1	0	0	9	1.2
4 Sometimes	1	1	8	1	0	0	9	1.2
5 Most of the time	2	1	6	1	0	0	8	1.0
6 Always	5	4	26	4	0	0	31	4.0
Valid responses =	142	18	602	77	26	3	778	99.4

Invalid responses include no response.

17C) Within the last 12 months, how often did you: Wear a helmet when you were skateboarding?

	Cis Men		Cis Women		Trans/Gender Non-conforming		Total	
	Freq.	Pct.	Freq.	Pct.	Freq.	Pct.	Freq.	Pct.
1 Did not do this activity	114	80	523	87	23	89	667	85.8
2 Never	24	17	61	10	3	12	89	11.5
3 Rarely	2	1	7	1	0	0	9	1.2
4 Sometimes	1	1	3	1	0	0	4	0.5
5 Most of the time	1	1	1	0	0	0	2	0.3
6 Always	0	0	6	1	0	0	6	0.8
Valid responses =	142	18	601	77	26	3	777	99.2

Invalid responses include no response.

18A) When, if ever, was the last time you drove a car or other vehicle?

	Cis Men		Cis Women		Trans/Gender Non-conforming		Total	
	Freq.	Pct.	Freq.	Pct.	Freq.	Pct.	Freq.	Pct.
1 Never	2	1	13	2	0	0	15	1.9
2 Within the last 2 weeks	131	92	556	92	23	89	717	91.7
3 More than 2 weeks but within 30 days	2	1	12	2	1	4	15	1.9
4 More than 30 days but within 3 months	2	1	8	1	1	4	11	1.4
5 More than 3 months but within 12 months	4	3	10	2	1	4	16	2.0
6 More than 12 months ago	2	1	6	1	0	0	8	1.0
Valid responses =	143	18	605	77	26	3	782	99.9

Invalid responses include no response.



AMERICAN COLLEGE HEALTH ASSOCIATION

American College Health Association-National College Health Assessment (ACHA-NCHA III)

Institutional Data Report - Spring 2022

American College Health Association

8455 Colesville Road, Suite 740

Silver Spring, MD 20910

(410) 859-1500

www.acha.org

UNIVERSITY OF NORTHERN IOWA

May 1, 2022

FREQUENCY REPORT

Number of Surveys (n) = 783 Web Surveys

18B) Within the last 2 weeks, on how many days did you drive a car or other vehicle? (only includes students that drove in the last 2 weeks)

	Cis Men		Cis Women		Trans/Gender Non-conforming		Total	
	Freq.	Pct.	Freq.	Pct.	Freq.	Pct.	Freq.	Pct.
0 0 Days	0	0	2	0	0	0	2	0.3
1 1 to 4 Days	32	24	94	17	6	26	132	18.5
2 5 to 10 Days	52	40	179	32	8	35	242	33.9
3 11 to 14 Days	47	36	278	50	9	39	338	47.3
Valid responses =	131	18	553	77	23	3	714	91.2

Invalid responses include no response.

	Mean	Median	Std Dev	Min	Max
Cis Men	8.51	8.00	4.33	1	14
Cis Women	9.62	11.00	4.39	0	14
Trans/Gender Non-conforming	9.00	10.00	4.54	2	14
Overall	9.40	10.00	4.4	0	14

18C) Within the last 2 weeks, on how many days did you manually operate a device to text, email, video chat, or use the internet or apps while driving a car or other vehicle?

	Cis Men		Cis Women		Trans/Gender Non-conforming		Total	
	Freq.	Pct.	Freq.	Pct.	Freq.	Pct.	Freq.	Pct.
0 0 Days	53	41	202	37	12	52	269	37.8
1 1 to 4 Days	38	29	166	30	5	22	209	29.4
2 5 to 10 Days	20	15	100	18	3	13	125	17.6
3 11 to 14 Days	19	15	84	15	3	13	109	15.3
Valid responses =	130	18	552	78	23	3	712	90.9

Invalid responses include no response.

	Mean	Median	Std Dev	Min	Max
Cis Men	3.74	1.00	4.9	0	14
Cis Women	3.97	2.00	4.83	0	14
Trans/Gender Non-conforming	3.26	0.00	4.66	0	14
Overall	3.94	2.00	4.86	0	14

18D) Within the last 12 months, how many times have you been involved in an accident when you drove a car or other vehicle?

	Cis Men		Cis Women		Trans/Gender Non-conforming		Total	
	Freq.	Pct.	Freq.	Pct.	Freq.	Pct.	Freq.	Pct.
1 No accidents	131	94	532	91	21	81	692	91.3
2 One accident	8	6	50	9	5	19	63	8.3
3 Two accidents	0	0	3	1	0	0	3	0.4
4 Three or more accidents	0	0	0	0	0	0	0	0.0
Valid responses =	139	18	585	77	26	3	758	96.8

Invalid responses include no response.

19A) Within the last 12 months, did you experience any of the following in an intimate (coupled/partnered) relationship? A partner called me names, insulted me, or put me down to make me feel bad.

	Cis Men		Cis Women		Trans/Gender Non-conforming		Total	
	Freq.	Pct.	Freq.	Pct.	Freq.	Pct.	Freq.	Pct.
1 No	132	93	521	87	22	85	683	88.4
2 Yes	10	7	76	13	4	15	90	11.6
Valid responses =	142	18	597	77	26	3	773	98.7

Invalid responses include no response.

19B) Within the last 12 months, did you experience any of the following in an intimate (coupled/partnered) relationship? A partner often insisted on knowing who I was with and where I was or tried to limit my contact with family or friends.

	Cis Men		Cis Women		Trans/Gender Non-conforming		Total	
	Freq.	Pct.	Freq.	Pct.	Freq.	Pct.	Freq.	Pct.
1 No	132	93	549	92	20	77	709	91.7
2 Yes	10	7	48	8	6	23	64	8.3
Valid responses =	142	18	597	77	26	3	773	98.7

Invalid responses include no response.

19C) Within the last 12 months, did you experience any of the following in an intimate (coupled/partnered) relationship? A partner pushed, grabbed, shoved, slapped, kicked, bit, choked, or hit me without my consent.

	Cis Men		Cis Women		Trans/Gender Non-conforming		Total	
	Freq.	Pct.	Freq.	Pct.	Freq.	Pct.	Freq.	Pct.
1 No	138	97	579	97	24	92	749	96.8
2 Yes	4	3	19	3	2	8	25	3.2
Valid responses =	142	18	598	77	26	3	774	98.9

Invalid responses include no response.



AMERICAN COLLEGE HEALTH ASSOCIATION

American College Health Association-National College Health Assessment (ACHA-NCHA III)

Institutional Data Report - Spring 2022

American College Health Association

8455 Colesville Road, Suite 740

Silver Spring, MD 20910

(410) 859-1500

www.acha.org

UNIVERSITY OF NORTHERN IOWA

May 1, 2022

FREQUENCY REPORT

Number of Surveys (n) = 783 Web Surveys

19D) Within the last 12 months, did you experience any of the following in an intimate (coupled/partnered) relationship?

A partner forced me into unwanted sexual contact by holding me down or hurting me in some way.

	Cis Men		Cis Women		Trans/Gender Non-conforming		Total	
	Freq.	Pct.	Freq.	Pct.	Freq.	Pct.	Freq.	Pct.
1 No	141	99	587	98	24	92	760	98.2
2 Yes	1	1	11	2	2	8	14	1.8
Valid responses =	142	18	598	77	26	3	774	98.9

Invalid responses include no response.

19E) Within the last 12 months, did you experience any of the following in an intimate (coupled/partnered) relationship?

A partner pressured me into unwanted sexual contact by threatening me, coercing me, or using alcohol or other drugs.

	Cis Men		Cis Women		Trans/Gender Non-conforming		Total	
	Freq.	Pct.	Freq.	Pct.	Freq.	Pct.	Freq.	Pct.
1 No	138	98	574	96	22	85	742	96.1
2 Yes	3	2	23	4	4	15	30	3.9
Valid responses =	141	18	597	77	26	3	772	98.6

Invalid responses include no response.

20A) Within the last 12 months, did you experience any of the following? Do not include intimate relationships.

I was in a physical fight.

	Cis Men		Cis Women		Trans/Gender Non-conforming		Total	
	Freq.	Pct.	Freq.	Pct.	Freq.	Pct.	Freq.	Pct.
1 No	138	97	590	98	26	100	762	97.7
2 Yes	5	4	13	2	0	0	18	2.3
Valid responses =	143	18	603	77	26	3	780	99.6

Invalid responses include no response.

20B) Within the last 12 months, did you experience any of the following? Do not include intimate relationships.

I was physically assaulted (do not include sexual assault).

	Cis Men		Cis Women		Trans/Gender Non-conforming		Total	
	Freq.	Pct.	Freq.	Pct.	Freq.	Pct.	Freq.	Pct.
1 No	140	98	591	98	24	92	763	97.8
2 Yes	3	2	12	2	2	8	17	2.2
Valid responses =	143	18	603	77	26	3	780	99.6

Invalid responses include no response.

20C) Within the last 12 months, did you experience any of the following? Do not include intimate relationships.

I was verbally threatened.

	Cis Men		Cis Women		Trans/Gender Non-conforming		Total	
	Freq.	Pct.	Freq.	Pct.	Freq.	Pct.	Freq.	Pct.
1 No	125	87	537	89	22	85	689	88.4
2 Yes	18	13	65	11	4	15	90	11.6
Valid responses =	143	18	602	77	26	3	779	99.5

Invalid responses include no response.

20D) Within the last 12 months, did you experience any of the following? Do not include intimate relationships.

I was sexually touched without my consent.

	Cis Men		Cis Women		Trans/Gender Non-conforming		Total	
	Freq.	Pct.	Freq.	Pct.	Freq.	Pct.	Freq.	Pct.
1 No	141	99	550	92	25	96	723	93.2
2 Yes	1	1	50	8	1	4	53	6.8
Valid responses =	142	18	600	77	26	3	776	99.1

Invalid responses include no response.

20E) Within the last 12 months, did you experience any of the following? Do not include intimate relationships.

Sexual penetration (vaginal, anal, oral) was attempted on me without my consent.

	Cis Men		Cis Women		Trans/Gender Non-conforming		Total	
	Freq.	Pct.	Freq.	Pct.	Freq.	Pct.	Freq.	Pct.
1 No	142	99	584	97	25	100	759	97.7
2 Yes	1	1	17	3	0	0	18	2.3
Valid responses =	143	18	601	77	25	3	777	99.2

Invalid responses include no response.

20F) Within the last 12 months, did you experience any of the following? Do not include intimate relationships.

I was sexually penetrated (vaginal, anal, oral), or made to penetrate someone without my consent.

	Cis Men		Cis Women		Trans/Gender Non-conforming		Total	
	Freq.	Pct.	Freq.	Pct.	Freq.	Pct.	Freq.	Pct.
1 No	143	100	589	98	26	100	766	98.3
2 Yes	0	0	13	2	0	0	13	1.7
Valid responses =	143	18	602	77	26	3	779	99.5

Invalid responses include no response.



AMERICAN COLLEGE HEALTH ASSOCIATION

American College Health Association-National College Health Assessment (ACHA-NCHA III)

Institutional Data Report - Spring 2022

American College Health Association

8455 Colesville Road, Suite 740

Silver Spring, MD 20910

(410) 859-1500

www.acha.org

UNIVERSITY OF NORTHERN IOWA

May 1, 2022

FREQUENCY REPORT

Number of Surveys (n) = 783 Web Surveys

20G) Within the last 12 months, did you experience any of the following? Do not include intimate relationships.

I was a victim of stalking (for example: waiting for me outside my classroom, residence, or office; or repeated emails/phone calls).

	Cis Men		Cis Women		Trans/Gender Non-conforming		Total	
	Freq.	Pct.	Freq.	Pct.	Freq.	Pct.	Freq.	Pct.
1 No	140	98	563	94	24	92	734	94.2
2 Yes	3	2	39	7	2	8	45	5.8
Valid responses =	143	18	602	77	26	3	779	99.5

Invalid responses include no response.

21A) How safe do you feel: On my campus (daytime)?

	Cis Men		Cis Women		Trans/Gender Non-conforming		Total	
	Freq.	Pct.	Freq.	Pct.	Freq.	Pct.	Freq.	Pct.
1 Not safe at all	2	1	2	0	0	0	4	0.5
2 Somewhat unsafe	1	1	5	1	3	12	9	1.2
3 Somewhat safe	19	13	142	24	7	27	170	21.8
4 Very safe	121	85	454	75	16	62	597	76.5
Valid responses =	143	18	603	77	26	3	780	99.6

Invalid responses include no response.

21B) How safe do you feel: On my campus (nighttime)?

	Cis Men		Cis Women		Trans/Gender Non-conforming		Total	
	Freq.	Pct.	Freq.	Pct.	Freq.	Pct.	Freq.	Pct.
1 Not safe at all	2	1	33	6	1	4	36	4.6
2 Somewhat unsafe	16	11	193	32	9	35	221	28.4
3 Somewhat safe	65	46	323	54	14	54	406	52.1
4 Very safe	60	42	53	9	2	8	116	14.9
Valid responses =	143	18	602	77	26	3	779	99.5

Invalid responses include no response.

21C) How safe do you feel: In the community surrounding my campus (daytime)?

	Cis Men		Cis Women		Trans/Gender Non-conforming		Total	
	Freq.	Pct.	Freq.	Pct.	Freq.	Pct.	Freq.	Pct.
1 Not safe at all	2	1	4	1	0	0	6	0.8
2 Somewhat unsafe	7	5	35	6	4	15	46	5.9
3 Somewhat safe	60	42	296	49	17	65	379	48.7
4 Very safe	74	52	267	44	5	19	348	44.7
Valid responses =	143	18	602	77	26	3	779	99.5

Invalid responses include no response.

21D) How safe do you feel: In the community surrounding my campus (nighttime)?

	Cis Men		Cis Women		Trans/Gender Non-conforming		Total	
	Freq.	Pct.	Freq.	Pct.	Freq.	Pct.	Freq.	Pct.
1 Not safe at all	10	7	81	13	3	12	95	12.2
2 Somewhat unsafe	40	28	270	45	15	58	331	42.4
3 Somewhat safe	62	43	216	36	8	31	286	36.7
4 Very safe	31	22	36	6	0	0	68	8.7
Valid responses =	143	18	603	77	26	3	780	99.6

Invalid responses include no response.

22A1) In your life, which of the following substances have you ever used?

For prescription medications, please report nonmedical use only. "Nonmedical use" means taking prescription drugs just for the feeling or experience they cause, or taking them more often or at higher doses than prescribed.

Tobacco or nicotine delivery products (cigarettes, e-cigarettes, Juul or other vape products, water pipe or hookah, chewing tobacco, cigars, etc.)

	Cis Men		Cis Women		Trans/Gender Non-conforming		Total	
	Freq.	Pct.	Freq.	Pct.	Freq.	Pct.	Freq.	Pct.
0 No	101	71	429	71	17	65	551	70.6
3 Yes	41	29	176	29	9	35	230	29.4
Valid responses =	142	18	605	77	26	3	781	99.7

Invalid responses include no response.

22A2) In your life, which of the following substances have you ever used?

For prescription medications, please report nonmedical use only. "Nonmedical use" means taking prescription drugs just for the feeling or experience they cause, or taking them more often or at higher doses than prescribed.

Alcoholic beverages (beer, wine, liquor, etc.)

	Cis Men		Cis Women		Trans/Gender Non-conforming		Total	
	Freq.	Pct.	Freq.	Pct.	Freq.	Pct.	Freq.	Pct.
0 No	48	34	165	27	9	35	224	28.7
3 Yes	94	66	440	73	17	65	557	71.3
Valid responses =	142	18	605	77	26	3	781	99.7

Invalid responses include no response.



AMERICAN COLLEGE HEALTH ASSOCIATION

American College Health Association-National College Health Assessment (ACHA-NCHA III)

Institutional Data Report - Spring 2022

American College Health Association

8455 Colesville Road, Suite 740

Silver Spring, MD 20910

(410) 859-1500

www.acha.org

UNIVERSITY OF NORTHERN IOWA

May 1, 2022

FREQUENCY REPORT

Number of Surveys (n) = 783 Web Surveys

22A3) In your life, which of the following substances have you ever used?

For prescription medications, please report nonmedical use only. "Nonmedical use" means taking prescription drugs just for the feeling or experience they cause, or taking them more often or at higher doses than prescribed.

Cannabis (marijuana, weed, hash, edibles, vaped cannabis, etc.) [Please report nonmedical use only.]

	Cis Men		Cis Women		Trans/Gender Non-conforming		Total	
	Freq.	Pct.	Freq.	Pct.	Freq.	Pct.	Freq.	Pct.
0 No	91	64	419	69	12	46	526	67.4
3 Yes	51	36	185	31	14	54	254	32.6
Valid responses =	142	18	604	77	26	3	780	99.6

Invalid responses include no response.

22A4) In your life, which of the following substances have you ever used?

For prescription medications, please report nonmedical use only. "Nonmedical use" means taking prescription drugs just for the feeling or experience they cause, or taking them more often or at higher doses than prescribed.

Cocaine (coke, crack, etc.)

	Cis Men		Cis Women		Trans/Gender Non-conforming		Total	
	Freq.	Pct.	Freq.	Pct.	Freq.	Pct.	Freq.	Pct.
0 No	138	97	582	98	25	96	753	97.5
3 Yes	4	3	14	2	1	4	19	2.5
Valid responses =	142	18	596	77	26	3	772	98.6

Invalid responses include no response.

22A5) In your life, which of the following substances have you ever used?

For prescription medications, please report nonmedical use only. "Nonmedical use" means taking prescription drugs just for the feeling or experience they cause, or taking them more often or at higher doses than prescribed.

Prescription stimulants (Ritalin, Concerta, Dexedrine, Adderall, diet pills, etc.) [Please report nonmedical use only.]

	Cis Men		Cis Women		Trans/Gender Non-conforming		Total	
	Freq.	Pct.	Freq.	Pct.	Freq.	Pct.	Freq.	Pct.
0 No	133	94	579	96	25	96	745	95.9
3 Yes	9	6	22	4	1	4	32	4.1
Valid responses =	142	18	601	77	26	3	777	99.2

Invalid responses include no response.

22A6) In your life, which of the following substances have you ever used?

For prescription medications, please report nonmedical use only. "Nonmedical use" means taking prescription drugs just for the feeling or experience they cause, or taking them more often or at higher doses than prescribed.

Methamphetamine (speed, crystal meth, ice, etc.)

	Cis Men		Cis Women		Trans/Gender Non-conforming		Total	
	Freq.	Pct.	Freq.	Pct.	Freq.	Pct.	Freq.	Pct.
0 No	141	99	599	100	24	92	772	99.4
3 Yes	1	1	2	0	2	8	5	0.6
Valid responses =	142	18	601	77	26	3	777	99.2

Invalid responses include no response.

22A7) In your life, which of the following substances have you ever used?

For prescription medications, please report nonmedical use only. "Nonmedical use" means taking prescription drugs just for the feeling or experience they cause, or taking them more often or at higher doses than prescribed.

Inhalants (poppers, nitrous, glue, gas, paint thinner, etc.)

	Cis Men		Cis Women		Non-conforming		Total	
	Freq.	Pct.	Freq.	Pct.	Freq.	Pct.	Freq.	Pct.
0 No	140	99	602	100	25	96	774	99.2
3 Yes	2	1	2	0	1	4	6	0.8
Valid responses =	142	18	604	77	26	3	780	99.6

Invalid responses include no response.

22A8) In your life, which of the following substances have you ever used?

For prescription medications, please report nonmedical use only. "Nonmedical use" means taking prescription drugs just for the feeling or experience they cause, or taking them more often or at higher doses than prescribed.

Sedatives or Sleeping Pills (Valium, Ativan, Xanax, Klonopin, Librium, Rohypnol, GHB, etc.) [Please report nonmedical use only.]

	Cis Men		Cis Women		Trans/Gender Non-conforming		Total	
	Freq.	Pct.	Freq.	Pct.	Freq.	Pct.	Freq.	Pct.
0 No	138	97	590	98	23	89	759	97.2
3 Yes	4	3	15	3	3	12	22	2.8
Valid responses =	142	18	605	77	26	3	781	99.7

Invalid responses include no response.



AMERICAN COLLEGE HEALTH ASSOCIATION

American College Health Association-National College Health Assessment (ACHA-NCHA III)

Institutional Data Report - Spring 2022

American College Health Association

8455 Colesville Road, Suite 740

Silver Spring, MD 20910

(410) 859-1500

www.acha.org

UNIVERSITY OF NORTHERN IOWA

May 1, 2022

FREQUENCY REPORT

Number of Surveys (n) = 783 Web Surveys

22A9) In your life, which of the following substances have you ever used?

For prescription medications, please report nonmedical use only. "Nonmedical use" means taking prescription drugs just for the feeling or experience they cause, or taking them more often or at higher doses than prescribed.

Hallucinogens (Ecstasy, MDMA, Molly, LSD, acid, mushrooms, PCP, Special K, etc.)

	Cis Men		Cis Women		Trans/Gender Non-conforming		Total	
	Freq.	Pct.	Freq.	Pct.	Freq.	Pct.	Freq.	Pct.
0 No	129	91	582	96	23	89	742	95.0
3 Yes	13	9	23	4	3	12	39	5.0
Valid responses =	142	18	605	77	26	3	781	99.7

Invalid responses include no response.

22A10) In your life, which of the following substances have you ever used?

For prescription medications, please report nonmedical use only. "Nonmedical use" means taking prescription drugs just for the feeling or experience they cause, or taking them more often or at higher doses than prescribed.

Heroin

	Cis Men		Cis Women		Trans/Gender Non-conforming		Total	
	Freq.	Pct.	Freq.	Pct.	Freq.	Pct.	Freq.	Pct.
0 No	141	99	599	100	26	100	774	99.6
3 Yes	1	1	2	0	0	0	3	0.4
Valid responses =	142	18	601	77	26	3	777	99.2

Invalid responses include no response.

22A11) In your life, which of the following substances have you ever used?

For prescription medications, please report nonmedical use only. "Nonmedical use" means taking prescription drugs just for the feeling or experience they cause, or taking them more often or at higher doses than prescribed.

Prescription opioids (morphine, codeine, fentanyl, oxycodone [OxyContin, Percocet], hydrocodone [Vicodin], methadone, buprenorphine [Suboxone], etc.)

[Please report nonmedical use only.]

	Cis Men		Cis Women		Trans/Gender Non-conforming		Total	
	Freq.	Pct.	Freq.	Pct.	Freq.	Pct.	Freq.	Pct.
0 No	139	98	593	98	24	92	764	97.8
3 Yes	3	2	12	2	2	8	17	2.2
Valid responses =	142	18	605	77	26	3	781	99.7

Invalid responses include no response.

22A12) In your life, which of the following substances have you ever used?

For prescription medications, please report nonmedical use only. "Nonmedical use" means taking prescription drugs just for the feeling or experience they cause, or taking them more often or at higher doses than prescribed.

Other

	Cis Men		Cis Women		Trans/Gender Non-conforming		Total	
	Freq.	Pct.	Freq.	Pct.	Freq.	Pct.	Freq.	Pct.
0 No	98	99	365	99	18	90	486	98.8
3 Yes	1	1	3	1	2	10	6	1.2
Valid responses =	99	20	368	75	20	4	492	62.8

Invalid responses include no response.

22B1) In the past 3 months, how often have you used the substance(s) you mentioned? (only includes students who have ever used this substance)

Tobacco or nicotine delivery products (cigarettes, e-cigarettes, Juul or other vape products, water pipe or hookah, chewing tobacco, cigars, etc.)

	Cis Men		Cis Women		Trans/Gender Non-conforming		Total	
	Freq.	Pct.	Freq.	Pct.	Freq.	Pct.	Freq.	Pct.
0 Never	16	39	60	34	2	22	81	35.2
2 Once or twice	9	22	50	28	3	33	62	27.0
3 Monthly	4	10	15	9	0	0	19	8.3
4 Weekly	5	12	6	3	1	11	12	5.2
6 Daily or almost daily	7	17	45	26	3	33	56	24.3
Valid responses =	41	18	176	77	9	4	230	29.4

Invalid responses include no response.

22B2) In the past 3 months, how often have you used the substance(s) you mentioned? (only includes students who have ever used this substance)

Alcoholic beverages (beer, wine, liquor, etc.)

	Cis Men		Cis Women		Trans/Gender Non-conforming		Total	
	Freq.	Pct.	Freq.	Pct.	Freq.	Pct.	Freq.	Pct.
0 Never	6	6	30	7	0	0	36	6.5
2 Once or twice	26	28	144	33	8	47	179	32.1
3 Monthly	31	33	131	30	5	29	172	30.9
4 Weekly	28	30	132	30	4	24	164	29.4
6 Daily or almost daily	3	3	3	1	0	0	6	1.1
Valid responses =	94	17	440	79	17	3	557	71.1

Invalid responses include no response.



AMERICAN COLLEGE HEALTH ASSOCIATION

American College Health Association-National College Health Assessment (ACHA-NCHA III)

Institutional Data Report - Spring 2022

American College Health Association

8455 Colesville Road, Suite 740

Silver Spring, MD 20910

(410) 859-1500

www.acha.org

UNIVERSITY OF NORTHERN IOWA

May 1, 2022

FREQUENCY REPORT

Number of Surveys (n) = 783 Web Surveys

22B3) In the past 3 months, how often have you used the substance(s) you mentioned? (only includes students who have ever used this substance)
Cannabis (marijuana, weed, hash, edibles, vaped cannabis, etc.) [Please report nonmedical use only.]

	Cis Men		Cis Women		Trans/Gender Non-conforming		Total	
	Freq.	Pct.	Freq.	Pct.	Freq.	Pct.	Freq.	Pct.
0 Never	15	29	60	32	4	29	79	31.1
2 Once or twice	18	35	65	35	4	29	89	35.0
3 Monthly	8	16	17	9	4	29	29	11.4
4 Weekly	4	8	18	10	2	14	24	9.4
6 Daily or almost daily	6	12	25	14	0	0	33	13.0
Valid responses =	51	20	185	73	14	6	254	32.4

Invalid responses include no response.

22B4) In the past 3 months, how often have you used the substance(s) you mentioned? (only includes students who have ever used this substance)
Cocaine (coke, crack, etc.)

	Cis Men		Cis Women		Trans/Gender Non-conforming		Total	
	Freq.	Pct.	Freq.	Pct.	Freq.	Pct.	Freq.	Pct.
0 Never	3	75	10	71	0	0	13	68.4
2 Once or twice	1	25	3	21	0	0	4	21.1
3 Monthly	0	0	1	7	0	0	1	5.3
4 Weekly	0	0	0	0	0	0	0	0.0
6 Daily or almost daily	0	0	0	0	1	100	1	5.3
Valid responses =	4	21	14	74	1	5	19	2.4

Invalid responses include no response.

22B5) In the past 3 months, how often have you used the substance(s) you mentioned? (only includes students who have ever used this substance)
Prescription stimulants (Ritalin, Concerta, Dexedrine, Adderall, diet pills, etc.) [Please report nonmedical use only.]

	Cis Men		Cis Women		Trans/Gender Non-conforming		Total	
	Freq.	Pct.	Freq.	Pct.	Freq.	Pct.	Freq.	Pct.
0 Never	6	67	16	73	1	100	23	71.9
2 Once or twice	3	33	4	18	0	0	7	21.9
3 Monthly	0	0	1	5	0	0	1	3.1
4 Weekly	0	0	0	0	0	0	0	0.0
6 Daily or almost daily	0	0	1	5	0	0	1	3.1
Valid responses =	9	28	22	69	1	3	32	4.1

Invalid responses include no response.

22B6) In the past 3 months, how often have you used the substance(s) you mentioned? (only includes students who have ever used this substance)
Methamphetamine (speed, crystal meth, ice, etc.)

	Cis Men		Cis Women		Trans/Gender Non-conforming		Total	
	Freq.	Pct.	Freq.	Pct.	Freq.	Pct.	Freq.	Pct.
0 Never	0	0	2	100	2	100	4	80.0
2 Once or twice	0	0	0	0	0	0	0	0.0
3 Monthly	0	0	0	0	0	0	0	0.0
4 Weekly	1	100	0	0	0	0	1	20.0
6 Daily or almost daily	0	0	0	0	0	0	0	0.0
Valid responses =	1	20	2	40	2	40	5	0.6

Invalid responses include no response.

22B7) In the past 3 months, how often have you used the substance(s) you mentioned? (only includes students who have ever used this substance)
Inhalants (poppers, nitrous, glue, gas, paint thinner, etc.)

	Cis Men		Cis Women		Trans/Gender Non-conforming		Total	
	Freq.	Pct.	Freq.	Pct.	Freq.	Pct.	Freq.	Pct.
0 Never	1	50	2	100	1	100	4	66.7
2 Once or twice	0	0	0	0	0	0	1	16.7
3 Monthly	0	0	0	0	0	0	0	0.0
4 Weekly	1	50	0	0	0	0	1	16.7
6 Daily or almost daily	0	0	0	0	0	0	0	0.0
Valid responses =	2	33	2	33	1	17	6	0.8

Invalid responses include no response.

22B8) In the past 3 months, how often have you used the substance(s) you mentioned? (only includes students who have ever used this substance)
Sedatives or Sleeping Pills (Valium, Ativan, Xanax, Klonopin, Librium, Rohypnol, GHB, etc.) [Please report nonmedical use only.]

	Cis Men		Cis Women		Trans/Gender Non-conforming		Total	
	Freq.	Pct.	Freq.	Pct.	Freq.	Pct.	Freq.	Pct.
0 Never	3	75	8	53	1	33	12	54.5
2 Once or twice	0	0	3	20	2	67	5	22.7
3 Monthly	1	25	2	13	0	0	3	13.6
4 Weekly	0	0	0	0	0	0	0	0.0
6 Daily or almost daily	0	0	2	13	0	0	2	9.1
Valid responses =	4	18	15	68	3	14	22	2.8

Invalid responses include no response.



AMERICAN COLLEGE HEALTH ASSOCIATION

American College Health Association-National College Health Assessment (ACHA-NCHA III)

Institutional Data Report - Spring 2022

American College Health Association

8455 Colesville Road, Suite 740

Silver Spring, MD 20910

(410) 859-1500

www.acha.org

UNIVERSITY OF NORTHERN IOWA

May 1, 2022

FREQUENCY REPORT

Number of Surveys (n) = 783 Web Surveys

22B9) In the past 3 months, how often have you used the substance(s) you mentioned? (only includes students who have ever used this substance)
Hallucinogens (Ecstasy, MDMA, Molly, LSD, acid, mushrooms, PCP, Special K, etc.)

	Cis Men		Cis Women		Trans/Gender Non-conforming		Total	
	Freq.	Pct.	Freq.	Pct.	Freq.	Pct.	Freq.	Pct.
0 Never	10	77	17	74	2	67	29	74.4
2 Once or twice	3	23	6	26	1	33	10	25.6
3 Monthly	0	0	0	0	0	0	0	0.0
4 Weekly	0	0	0	0	0	0	0	0.0
6 Daily or almost daily	0	0	0	0	0	0	0	0.0
Valid responses =	13	33	23	59	3	8	39	5.0

Invalid responses include no response.

22B10) In the past 3 months, how often have you used the substance(s) you mentioned? (only includes students who have ever used this substance)
Heroin

	Cis Men		Cis Women		Trans/Gender Non-conforming		Total	
	Freq.	Pct.	Freq.	Pct.	Freq.	Pct.	Freq.	Pct.
0 Never	0	0	2	100	0	0	2	66.7
2 Once or twice	0	0	0	0	0	0	0	0.0
3 Monthly	0	0	0	0	0	0	0	0.0
4 Weekly	1	100	0	0	0	0	1	33.3
6 Daily or almost daily	0	0	0	0	0	0	0	0.0
Valid responses =	1	33	2	67	0	0	3	0.4

Invalid responses include no response.

22B11) In the past 3 months, how often have you used the substance(s) you mentioned? (only includes students who have ever used this substance)
Prescription opioids (morphine, codeine, fentanyl, oxycodone [OxyContin, Percocet], hydrocodone [Vicodin], methadone, buprenorphine [Suboxone], etc.)
[Please report nonmedical use only.]

	Cis Men		Cis Women		Trans/Gender Non-conforming		Total	
	Freq.	Pct.	Freq.	Pct.	Freq.	Pct.	Freq.	Pct.
0 Never	2	67	11	92	2	100	15	88.2
2 Once or twice	0	0	1	8	0	0	1	5.9
3 Monthly	0	0	0	0	0	0	0	0.0
4 Weekly	1	33	0	0	0	0	1	5.9
6 Daily or almost daily	0	0	0	0	0	0	0	0.0
Valid responses =	3	18	12	71	2	12	17	2.2

Invalid responses include no response.

22B12) In the past 3 months, how often have you used the substance(s) you mentioned? (only includes students who have ever used this substance)
Other

	Cis Men		Cis Women		Trans/Gender Non-conforming		Total	
	Freq.	Pct.	Freq.	Pct.	Freq.	Pct.	Freq.	Pct.
0 Never	0	0	2	100	1	50	3	60.0
2 Once or twice	0	0	0	0	1	50	1	20.0
3 Monthly	0	0	0	0	0	0	0	0.0
4 Weekly	0	0	0	0	0	0	0	0.0
6 Daily or almost daily	1	100	0	0	0	0	1	20.0
Valid responses =	1	20	2	40	2	40	5	0.6

Invalid responses include no response.

22E) Regarding your use of prescription stimulants (Ritalin, Concerta, Dexedrine, Adderall, diet pills, etc.) in the past 3 months, was it prescribed for you? (only includes students who have used this substance within the last 3 months)

	Cis Men		Cis Women		Trans/Gender Non-conforming		Total	
	Freq.	Pct.	Freq.	Pct.	Freq.	Pct.	Freq.	Pct.
0 No	3	100	3	60	0	0	6	75.0
1 Yes	0	0	2	40	0	0	2	25.0
99 Don't know	0	0	0	0	0	0	0	0.0
Valid responses =	3	38	5	63	0	0	8	1.0

Invalid responses include no response.

22F1) Regarding your use of prescription stimulants (Ritalin, Concerta, Dexedrine, Adderall, diet pills, etc.) in the past 3 months: (only includes students who were prescribed this substance)

Do you ever use MORE of your stimulant medication, that is, take a higher dosage, than is prescribed for you?

	Cis Men		Cis Women		Trans/Gender Non-conforming		Total	
	Freq.	Pct.	Freq.	Pct.	Freq.	Pct.	Freq.	Pct.
0 No	0	0	2	100	0	0	2	100.0
1 Yes	0	0	0	0	0	0	0	0.0
99 Don't know	0	0	0	0	0	0	0	0.0
Valid responses =	0	0	2	100	0	0	2	0.3

Invalid responses include no response.



22F2) Regarding your use of prescription stimulants (Ritalin, Concerta, Dexedrine, Adderall, diet pills, etc.) in the past 3 months: (only includes students who were prescribed this substance)

Do you ever use your stimulant medication MORE OFTEN, that is, shorten the time between dosages, than is prescribed for you?

	Cis Men		Cis Women		Trans/Gender Non-conforming		Total	
	Freq.	Pct.	Freq.	Pct.	Freq.	Pct.	Freq.	Pct.
0 No	0	0	2	100	0	0	2	100.0
1 Yes	0	0	0	0	0	0	0	0.0
99 Don't know	0	0	0	0	0	0	0	0.0
Valid responses =	0	0	2	100	0	0	2	0.3

Invalid responses include no response.

22G) Regarding your use of prescription sedatives or sleeping pills (Valium, Ativan, Xanax, Klonopin, Librium, Rohypnol, GHB, etc.) in the past 3 months, was it prescribed for you? (only includes students who have used this substance within the last 3 months)

	Cis Men		Cis Women		Trans/Gender Non-conforming		Total	
	Freq.	Pct.	Freq.	Pct.	Freq.	Pct.	Freq.	Pct.
0 No	0	0	4	57	1	50	5	50.0
1 Yes	0	0	2	29	1	50	3	30.0
99 Don't know	1	100	1	14	0	0	2	20.0
Valid responses =	1	10	7	70	2	20	10	1.3

Invalid responses include no response.

22H1) Regarding your use of prescription sedatives or sleeping pills (Valium, Ativan, Xanax, Klonopin, Librium, Rohypnol, GHB, etc.) in the past 3 months: (only includes students who were prescribed this substance)

Do you ever use MORE of your sedatives or sleeping pills, that is, take a higher dosage, than is prescribed for you?

	Cis Men		Cis Women		Trans/Gender Non-conforming		Total	
	Freq.	Pct.	Freq.	Pct.	Freq.	Pct.	Freq.	Pct.
0 No	0	0	1	50	1	100	2	66.7
1 Yes	0	0	1	50	0	0	1	33.3
99 Don't know	0	0	0	0	0	0	0	0.0
Valid responses =	0	0	2	67	1	33	3	0.4

Invalid responses include no response.

22H2) Regarding your use of prescription sedatives or sleeping pills (Valium, Ativan, Xanax, Klonopin, Librium, Rohypnol, GHB, etc.) in the past 3 months: (only includes students who were prescribed this substance)

Do you ever use your sedatives or sleeping pills MORE OFTEN, that is, shorten the time between dosages, than is prescribed for you?

	Cis Men		Cis Women		Trans/Gender Non-conforming		Total	
	Freq.	Pct.	Freq.	Pct.	Freq.	Pct.	Freq.	Pct.
0 No	0	0	1	50	1	100	2	66.7
1 Yes	0	0	1	50	0	0	1	33.3
99 Don't know	0	0	0	0	0	0	0	0.0
Valid responses =	0	0	2	67	1	33	3	0.4

Invalid responses include no response.

22I) Regarding your use of prescription opioids (morphine, codeine, fentanyl, oxycodone [OxyContin, Percocet], hydrocodone [Vicodin], methadone, buprenorphine [Suboxone], etc.) in the past 3 months, was it prescribed for you? (only includes students who have used this substance within the last 3 months)

	Cis Men		Cis Women		Trans/Gender Non-conforming		Total	
	Freq.	Pct.	Freq.	Pct.	Freq.	Pct.	Freq.	Pct.
0 No	0	0	1	100	0	0	1	50.0
1 Yes	0	0	0	0	0	0	0	0.0
99 Don't know	1	100	0	0	0	0	1	50.0
Valid responses =	1	50	1	50	0	0	2	0.3

Invalid responses include no response.

22J1) Regarding your use of prescription opioids (morphine, codeine, fentanyl, oxycodone [OxyContin, Percocet], hydrocodone [Vicodin], methadone, buprenorphine [Suboxone], etc.) in the past 3 months: (only includes students who were prescribed this substance)

Do you ever use MORE of your opioid medication, that is, take a higher dosage, than is prescribed for you?

	Cis Men		Cis Women		Trans/Gender Non-conforming		Total	
	Freq.	Pct.	Freq.	Pct.	Freq.	Pct.	Freq.	Pct.
0 No	0	0	0	0	0	0	0	0.0
1 Yes	0	0	0	0	0	0	0	0.0
99 Don't know	0	0	0	0	0	0	0	0.0
Valid responses =	0	0	0	0	0	0	0	0.0

Invalid responses include no response.



22J2) Regarding your use of prescription opioids (morphine, codeine, fentanyl, oxycodone [OxyContin, Percocet], hydrocodone [Vicodin], methadone, buprenorphine [Suboxone], etc.) in the past 3 months: **(only includes students who were prescribed this substance)**

Do you ever use your opioid medication MORE OFTEN, that is, shorten the time between dosages, than is prescribed for you?

	Cis Men		Cis Women		Trans/Gender Non-conforming		Total	
	Freq.	Pct.	Freq.	Pct.	Freq.	Pct.	Freq.	Pct.
0 No	0	0	0	0	0	0	0	0.0
1 Yes	0	0	0	0	0	0	0	0.0
99 Don't know	0	0	0	0	0	0	0	0.0
Valid responses =	0	0	0	0	0	0	0	0.0

Invalid responses include no response.

22K1) During the past 3 months, how often have you had a strong desire or urge to use the following substance(s)?

(only includes students who have used this substance within the last 3 months)

Tobacco or nicotine delivery products (cigarettes, e-cigarettes, Juul or other vape products, water pipe or hookah, chewing tobacco, cigars, etc.)

	Cis Men		Cis Women		Trans/Gender Non-conforming		Total	
	Freq.	Pct.	Freq.	Pct.	Freq.	Pct.	Freq.	Pct.
0 Never	10	40	42	37	0	0	52	35.9
3 Once or twice	6	24	18	16	2	33	26	17.9
4 Monthly	0	0	7	6	0	0	7	4.8
5 Weekly	1	4	7	6	0	0	8	5.5
6 Daily or almost daily	8	32	39	35	4	67	52	35.9
Valid responses =	25	17	113	78	6	4	145	18.5

Invalid responses include no response.

22K2) During the past 3 months, how often have you had a strong desire or urge to use the following substance(s)?

(only includes students who have used this substance within the last 3 months)

Alcoholic beverages (beer, wine, liquor, etc.)

	Cis Men		Cis Women		Trans/Gender Non-conforming		Total	
	Freq.	Pct.	Freq.	Pct.	Freq.	Pct.	Freq.	Pct.
0 Never	37	42	169	43	3	19	211	41.9
3 Once or twice	27	31	105	27	8	50	141	28.0
4 Monthly	6	7	47	12	0	0	54	10.7
5 Weekly	16	18	60	15	4	25	82	16.3
6 Daily or almost daily	2	2	12	3	1	6	15	3.0
Valid responses =	88	17	393	78	16	3	503	64.2

Invalid responses include no response.

22K3) During the past 3 months, how often have you had a strong desire or urge to use the following substance(s)?

(only includes students who have used this substance within the last 3 months)

Cannabis (marijuana, weed, hash, edibles, vaped cannabis, etc.) *[Please report nonmedical use only.]*

	Cis Men		Cis Women		Trans/Gender Non-conforming		Total	
	Freq.	Pct.	Freq.	Pct.	Freq.	Pct.	Freq.	Pct.
0 Never	17	47	42	36	2	20	63	37.5
3 Once or twice	6	17	32	27	2	20	40	23.8
4 Monthly	5	14	9	8	4	40	18	10.7
5 Weekly	4	11	20	17	1	10	25	14.9
6 Daily or almost daily	4	11	15	13	1	10	22	13.1
Valid responses =	36	21	118	70	10	6	168	21.5

Invalid responses include no response.

22K4) During the past 3 months, how often have you had a strong desire or urge to use the following substance(s)?

(only includes students who have used this substance within the last 3 months)

Cocaine (coke, crack, etc.)

	Cis Men		Cis Women		Trans/Gender Non-conforming		Total	
	Freq.	Pct.	Freq.	Pct.	Freq.	Pct.	Freq.	Pct.
0 Never	1	100	1	25	1	100	3	50.0
3 Once or twice	0	0	0	0	0	0	0	0.0
4 Monthly	0	0	1	25	0	0	1	16.7
5 Weekly	0	0	2	50	0	0	2	33.3
6 Daily or almost daily	0	0	0	0	0	0	0	0.0
Valid responses =	1	17	4	67	1	17	6	0.8

Invalid responses include no response.



AMERICAN COLLEGE HEALTH ASSOCIATION

American College Health Association-National College Health Assessment (ACHA-NCHA III)

Institutional Data Report - Spring 2022

American College Health Association

8455 Colesville Road, Suite 740

Silver Spring, MD 20910

(410) 859-1500

www.acha.org

UNIVERSITY OF NORTHERN IOWA

May 1, 2022

FREQUENCY REPORT

Number of Surveys (n) = 783 Web Surveys

22K5) During the past 3 months, how often have you had a strong desire or urge to use the following substance(s)?

(only includes students who have used this substance within the last 3 months)

Prescription stimulants (Ritalin, Concerta, Dexedrine, Adderall, diet pills, etc.) [Please report nonmedical use only.]

	Cis Men		Cis Women		Trans/Gender Non-conforming		Total	
	Freq.	Pct.	Freq.	Pct.	Freq.	Pct.	Freq.	Pct.
	0 Never	3	100	5	83	0	0	8
3 Once or twice	0	0	0	0	0	0	0	0.0
4 Monthly	0	0	0	0	0	0	0	0.0
5 Weekly	0	0	0	0	0	0	0	0.0
6 Daily or almost daily	0	0	1	17	0	0	1	11.1
Valid responses =	3	33	6	67	0	0	9	1.1

Invalid responses include no response.

22K6) During the past 3 months, how often have you had a strong desire or urge to use the following substance(s)?

(only includes students who have used this substance within the last 3 months)

Methamphetamine (speed, crystal meth, ice, etc.)

	Cis Men		Cis Women		Trans/Gender Non-conforming		Total	
	Freq.	Pct.	Freq.	Pct.	Freq.	Pct.	Freq.	Pct.
	0 Never	0	0	0	0	0	0	0
3 Once or twice	0	0	0	0	0	0	0	0.0
4 Monthly	1	100	0	0	0	0	1	100.0
5 Weekly	0	0	0	0	0	0	0	0.0
6 Daily or almost daily	0	0	0	0	0	0	0	0.0
Valid responses =	1	100	0	0	0	0	1	0.1

Invalid responses include no response.

22K7) During the past 3 months, how often have you had a strong desire or urge to use the following substance(s)?

(only includes students who have used this substance within the last 3 months)

Inhalants (poppers, nitrous, glue, gas, paint thinner, etc.)

	Cis Men		Cis Women		Trans/Gender Non-conforming		Total	
	Freq.	Pct.	Freq.	Pct.	Freq.	Pct.	Freq.	Pct.
	0 Never	0	0	0	0	0	0	1
3 Once or twice	1	100	0	0	0	0	1	50.0
4 Monthly	0	0	0	0	0	0	0	0.0
5 Weekly	0	0	0	0	0	0	0	0.0
6 Daily or almost daily	0	0	0	0	0	0	0	0.0
Valid responses =	1	50	0	0	0	0	2	0.3

Invalid responses include no response.

22K8) During the past 3 months, how often have you had a strong desire or urge to use the following substance(s)?

(only includes students who have used this substance within the last 3 months)

Sedatives or Sleeping Pills (Valium, Ativan, Xanax, Klonopin, Librium, Rohypnol, GHB, etc.) [Please report nonmedical use only.]

	Cis Men		Cis Women		Trans/Gender Non-conforming		Total	
	Freq.	Pct.	Freq.	Pct.	Freq.	Pct.	Freq.	Pct.
	0 Never	0	0	4	57	0	0	4
3 Once or twice	0	0	2	29	2	100	4	40.0
4 Monthly	1	100	1	14	0	0	2	20.0
5 Weekly	0	0	0	0	0	0	0	0.0
6 Daily or almost daily	0	0	0	0	0	0	0	0.0
Valid responses =	1	10	7	70	2	20	10	1.3

Invalid responses include no response.

22K9) During the past 3 months, how often have you had a strong desire or urge to use the following substance(s)?

(only includes students who have used this substance within the last 3 months)

Hallucinogens (Ecstasy, MDMA, Molly, LSD, acid, mushrooms, PCP, Special K, etc.)

	Cis Men		Cis Women		Trans/Gender Non-conforming		Total	
	Freq.	Pct.	Freq.	Pct.	Freq.	Pct.	Freq.	Pct.
	0 Never	2	67	3	50	0	0	5
3 Once or twice	1	33	2	33	0	0	3	30.0
4 Monthly	0	0	0	0	1	100	1	10.0
5 Weekly	0	0	1	17	0	0	1	10.0
6 Daily or almost daily	0	0	0	0	0	0	0	0.0
Valid responses =	3	30	6	60	1	10	10	1.3

Invalid responses include no response.



AMERICAN COLLEGE HEALTH ASSOCIATION

American College Health Association-National College Health Assessment (ACHA-NCHA III)

Institutional Data Report - Spring 2022

American College Health Association

8455 Colesville Road, Suite 740

Silver Spring, MD 20910

(410) 859-1500

www.acha.org

UNIVERSITY OF NORTHERN IOWA

May 1, 2022

FREQUENCY REPORT

Number of Surveys (n) = 783 Web Surveys

22K10) During the past 3 months, how often have you had a strong desire or urge to use the following substance(s)?

(only includes students who have used this substance within the last 3 months)

Heroin

	Cis Men		Cis Women		Trans/Gender Non-conforming		Total	
	Freq.	Pct.	Freq.	Pct.	Freq.	Pct.	Freq.	Pct.
0 Never	0	0	0	0	0	0	0	0.0
3 Once or twice	0	0	0	0	0	0	0	0.0
4 Monthly	0	0	0	0	0	0	0	0.0
5 Weekly	1	100	0	0	0	0	1	100.0
6 Daily or almost daily	0	0	0	0	0	0	0	0.0
Valid responses =	1	100	0	0	0	0	1	0.1

Invalid responses include no response.

22K11) During the past 3 months, how often have you had a strong desire or urge to use the following substance(s)?

(only includes students who have used this substance within the last 3 months)

Prescription opioids (morphine, codeine, fentanyl, oxycodone [OxyContin, Percocet], hydrocodone [Vicodin], methadone, buprenorphine [Suboxone], etc.)

[Please report nonmedical use only.]

	Cis Men		Cis Women		Trans/Gender Non-conforming		Total	
	Freq.	Pct.	Freq.	Pct.	Freq.	Pct.	Freq.	Pct.
0 Never	0	0	1	100	0	0	1	50.0
3 Once or twice	0	0	0	0	0	0	0	0.0
4 Monthly	1	100	0	0	0	0	1	50.0
5 Weekly	0	0	0	0	0	0	0	0.0
6 Daily or almost daily	0	0	0	0	0	0	0	0.0
Valid responses =	1	50	1	50	0	0	2	0.3

Invalid responses include no response.

22K12) During the past 3 months, how often have you had a strong desire or urge to use the following substance(s)?

(only includes students who have used this substance within the last 3 months)

Other

	Cis Men		Cis Women		Trans/Gender Non-conforming		Total	
	Freq.	Pct.	Freq.	Pct.	Freq.	Pct.	Freq.	Pct.
0 Never	0	0	0	0	1	100	1	50.0
3 Once or twice	0	0	0	0	0	0	0	0.0
4 Monthly	0	0	0	0	0	0	0	0.0
5 Weekly	0	0	0	0	0	0	0	0.0
6 Daily or almost daily	1	100	0	0	0	0	1	50.0
Valid responses =	1	50	0	0	1	50	2	0.3

Invalid responses include no response.

22L1) During the past 3 months, how often has your use of the following substance(s) led to health, social, legal, or financial problems?

(only includes students who have used this substance within the last 3 months)

Tobacco or nicotine delivery products (cigarettes, e-cigarettes, Juul or other vape products, water pipe or hookah, chewing tobacco, cigars, etc.)

	Cis Men		Cis Women		Trans/Gender Non-conforming		Total	
	Freq.	Pct.	Freq.	Pct.	Freq.	Pct.	Freq.	Pct.
0 Never	18	72	93	80	6	86	118	79.2
4 Once or twice	3	12	8	7	1	14	12	8.1
5 Monthly	0	0	4	3	0	0	4	2.7
6 Weekly	3	12	6	5	0	0	9	6.0
7 Daily or almost daily	1	4	5	4	0	0	6	4.0
Valid responses =	25	17	116	78	7	5	149	19.0

Invalid responses include no response.

22L2) During the past 3 months, how often has your use of the following substance(s) led to health, social, legal, or financial problems?

(only includes students who have used this substance within the last 3 months)

Alcoholic beverages (beer, wine, liquor, etc.)

	Cis Men		Cis Women		Trans/Gender Non-conforming		Total	
	Freq.	Pct.	Freq.	Pct.	Freq.	Pct.	Freq.	Pct.
0 Never	81	92	356	87	14	82	456	87.5
4 Once or twice	4	5	33	8	3	18	41	7.9
5 Monthly	2	2	8	2	0	0	10	1.9
6 Weekly	1	1	10	2	0	0	11	2.1
7 Daily or almost daily	0	0	3	1	0	0	3	0.6
Valid responses =	88	17	410	79	17	3	521	66.5

Invalid responses include no response.



AMERICAN COLLEGE HEALTH ASSOCIATION

American College Health Association-National College Health Assessment (ACHA-NCHA III)

Institutional Data Report - Spring 2022

American College Health Association

8455 Colesville Road, Suite 740

Silver Spring, MD 20910

(410) 859-1500

www.acha.org

UNIVERSITY OF NORTHERN IOWA

May 1, 2022

FREQUENCY REPORT

Number of Surveys (n) = 783 Web Surveys

22L3) During the past 3 months, how often has your use of the following substance(s) led to health, social, legal, or financial problems?

(only includes students who have used this substance within the last 3 months)

Cannabis (marijuana, weed, hash, edibles, vaped cannabis, etc.) [Please report nonmedical use only.]

	Cis Men		Cis Women		Trans/Gender Non-conforming		Total	
	Freq.	Pct.	Freq.	Pct.	Freq.	Pct.	Freq.	Pct.
0 Never	31	86	105	84	9	90	148	84.6
4 Once or twice	4	11	13	10	1	10	19	10.9
5 Monthly	0	0	3	2	0	0	3	1.7
6 Weekly	1	3	2	2	0	0	3	1.7
7 Daily or almost daily	0	0	2	2	0	0	2	1.1
Valid responses =	36	21	125	71	10	6	175	22.3

Invalid responses include no response.

22L4) During the past 3 months, how often has your use of the following substance(s) led to health, social, legal, or financial problems?

(only includes students who have used this substance within the last 3 months)

Cocaine (coke, crack, etc.)

	Cis Men		Cis Women		Trans/Gender Non-conforming		Total	
	Freq.	Pct.	Freq.	Pct.	Freq.	Pct.	Freq.	Pct.
0 Never	1	100	3	75	1	100	5	83.3
4 Once or twice	0	0	1	25	0	0	1	16.7
5 Monthly	0	0	0	0	0	0	0	0.0
6 Weekly	0	0	0	0	0	0	0	0.0
7 Daily or almost daily	0	0	0	0	0	0	0	0.0
Valid responses =	1	17	4	67	1	17	6	0.8

Invalid responses include no response.

22L5) During the past 3 months, how often has your use of the following substance(s) led to health, social, legal, or financial problems?

(only includes students who have used this substance within the last 3 months)

Prescription stimulants (Ritalin, Concerta, Dexedrine, Adderall, diet pills, etc.) [Please report nonmedical use only.]

	Cis Men		Cis Women		Trans/Gender Non-conforming		Total	
	Freq.	Pct.	Freq.	Pct.	Freq.	Pct.	Freq.	Pct.
0 Never	3	100	6	100	0	0	9	100.0
4 Once or twice	0	0	0	0	0	0	0	0.0
5 Monthly	0	0	0	0	0	0	0	0.0
6 Weekly	0	0	0	0	0	0	0	0.0
7 Daily or almost daily	0	0	0	0	0	0	0	0.0
Valid responses =	3	33	6	67	0	0	9	1.1

Invalid responses include no response.

22L6) During the past 3 months, how often has your use of the following substance(s) led to health, social, legal, or financial problems?

(only includes students who have used this substance within the last 3 months)

Methamphetamine (speed, crystal meth, ice, etc.)

	Cis Men		Cis Women		Trans/Gender Non-conforming		Total	
	Freq.	Pct.	Freq.	Pct.	Freq.	Pct.	Freq.	Pct.
0 Never	0	0	0	0	0	0	0	0.0
4 Once or twice	0	0	0	0	0	0	0	0.0
5 Monthly	0	0	0	0	0	0	0	0.0
6 Weekly	0	0	0	0	0	0	0	0.0
7 Daily or almost daily	1	100	0	0	0	0	1	100.0
Valid responses =	1	100	0	0	0	0	1	0.1

Invalid responses include no response.

22L7) During the past 3 months, how often has your use of the following substance(s) led to health, social, legal, or financial problems?

(only includes students who have used this substance within the last 3 months)

Inhalants (poppers, nitrous, glue, gas, paint thinner, etc.)

	Cis Men		Cis Women		Trans/Gender Non-conforming		Total	
	Freq.	Pct.	Freq.	Pct.	Freq.	Pct.	Freq.	Pct.
0 Never	0	0	0	0	0	0	1	50.0
4 Once or twice	0	0	0	0	0	0	0	0.0
5 Monthly	0	0	0	0	0	0	0	0.0
6 Weekly	0	0	0	0	0	0	0	0.0
7 Daily or almost daily	1	100	0	0	0	0	1	50.0
Valid responses =	1	50	0	0	0	0	2	0.3

Invalid responses include no response.



AMERICAN COLLEGE HEALTH ASSOCIATION

American College Health Association-National College Health Assessment (ACHA-NCHA III)

Institutional Data Report - Spring 2022

American College Health Association

8455 Colesville Road, Suite 740

Silver Spring, MD 20910

(410) 859-1500

www.acha.org

UNIVERSITY OF NORTHERN IOWA

May 1, 2022

FREQUENCY REPORT

Number of Surveys (n) = 783 Web Surveys

22L8) During the past 3 months, how often has your use of the following substance(s) led to health, social, legal, or financial problems?

(only includes students who have used this substance within the last 3 months)

Sedatives or Sleeping Pills (Valium, Ativan, Xanax, Klonopin, Librium, Rohypnol, GHB, etc.) [Please report nonmedical use only.]

	Cis Men		Cis Women		Trans/Gender Non-conforming		Total	
	Freq.	Pct.	Freq.	Pct.	Freq.	Pct.	Freq.	Pct.
0 Never	0	0	4	57	2	100	6	60.0
4 Once or twice	0	0	1	14	0	0	1	10.0
5 Monthly	0	0	1	14	0	0	1	10.0
6 Weekly	0	0	0	0	0	0	0	0.0
7 Daily or almost daily	1	100	1	14	0	0	2	20.0
Valid responses =	1	10	7	70	2	20	10	1.3

Invalid responses include no response.

22L9) During the past 3 months, how often has your use of the following substance(s) led to health, social, legal, or financial problems?

(only includes students who have used this substance within the last 3 months)

Hallucinogens (Ecstasy, MDMA, Molly, LSD, acid, mushrooms, PCP, Special K, etc.)

	Cis Men		Cis Women		Trans/Gender Non-conforming		Total	
	Freq.	Pct.	Freq.	Pct.	Freq.	Pct.	Freq.	Pct.
0 Never	3	100	5	83	1	100	9	90.0
4 Once or twice	0	0	1	17	0	0	1	10.0
5 Monthly	0	0	0	0	0	0	0	0.0
6 Weekly	0	0	0	0	0	0	0	0.0
7 Daily or almost daily	0	0	0	0	0	0	0	0.0
Valid responses =	3	30	6	60	1	10	10	1.3

Invalid responses include no response.

22L10) During the past 3 months, how often has your use of the following substance(s) led to health, social, legal, or financial problems?

(only includes students who have used this substance within the last 3 months)

Heroin

	Cis Men		Cis Women		Trans/Gender Non-conforming		Total	
	Freq.	Pct.	Freq.	Pct.	Freq.	Pct.	Freq.	Pct.
0 Never	0	0	0	0	0	0	0	0.0
4 Once or twice	0	0	0	0	0	0	0	0.0
5 Monthly	0	0	0	0	0	0	0	0.0
6 Weekly	0	0	0	0	0	0	0	0.0
7 Daily or almost daily	1	100	0	0	0	0	1	100.0
Valid responses =	1	100	0	0	0	0	1	0.1

Invalid responses include no response.

22L11) During the past 3 months, how often has your use of the following substance(s) led to health, social, legal, or financial problems?

(only includes students who have used this substance within the last 3 months)

Prescription opioids (morphine, codeine, fentanyl, oxycodone [OxyContin, Percocet], hydrocodone [Vicodin], methadone, buprenorphine [Suboxone], etc.)

[Please report nonmedical use only.]

	Cis Men		Cis Women		Trans/Gender Non-conforming		Total	
	Freq.	Pct.	Freq.	Pct.	Freq.	Pct.	Freq.	Pct.
0 Never	0	0	1	100	0	0	1	50.0
4 Once or twice	0	0	0	0	0	0	0	0.0
5 Monthly	0	0	0	0	0	0	0	0.0
6 Weekly	0	0	0	0	0	0	0	0.0
7 Daily or almost daily	1	100	0	0	0	0	1	50.0
Valid responses =	1	50	1	50	0	0	2	0.3

Invalid responses include no response.

22L12) During the past 3 months, how often has your use of the following substance(s) led to health, social, legal, or financial problems?

(only includes students who have used this substance within the last 3 months)

Other

	Cis Men		Cis Women		Trans/Gender Non-conforming		Total	
	Freq.	Pct.	Freq.	Pct.	Freq.	Pct.	Freq.	Pct.
0 Never	1	100	0	0	1	100	2	100.0
4 Once or twice	0	0	0	0	0	0	0	0.0
5 Monthly	0	0	0	0	0	0	0	0.0
6 Weekly	0	0	0	0	0	0	0	0.0
7 Daily or almost daily	0	0	0	0	0	0	0	0.0
Valid responses =	1	50	0	0	1	50	2	0.3

Invalid responses include no response.



AMERICAN COLLEGE HEALTH ASSOCIATION

American College Health Association-National College Health Assessment (ACHA-NCHA III)

Institutional Data Report - Spring 2022

American College Health Association

8455 Colesville Road, Suite 740

Silver Spring, MD 20910

(410) 859-1500

www.acha.org

UNIVERSITY OF NORTHERN IOWA

May 1, 2022

FREQUENCY REPORT

Number of Surveys (n) = 783 Web Surveys

22M2) During the past 3 months, how often have you failed to do what was normally expected of you because of your use of the following substance(s)?

(only includes students who have used this substance within the last 3 months)

Alcoholic beverages (beer, wine, liquor, etc.)

	Cis Men		Cis Women		Trans/Gender Non-conforming		Total	
	Freq.	Pct.	Freq.	Pct.	Freq.	Pct.	Freq.	Pct.
0 Never	80	91	364	89	17	100	466	89.4
5 Once or twice	7	8	34	8	0	0	42	8.1
6 Monthly	1	1	6	2	0	0	7	1.3
7 Weekly	0	0	6	2	0	0	6	1.2
8 Daily or almost daily	0	0	0	0	0	0	0	0.0
Valid responses =	88	17	410	79	17	3	521	66.5

Invalid responses include no response.

22M3) During the past 3 months, how often have you failed to do what was normally expected of you because of your use of the following substance(s)?

(only includes students who have used this substance within the last 3 months)

Cannabis (marijuana, weed, hash, edibles, vaped cannabis, etc.) [Please report nonmedical use only.]

	Cis Men		Cis Women		Trans/Gender Non-conforming		Total	
	Freq.	Pct.	Freq.	Pct.	Freq.	Pct.	Freq.	Pct.
0 Never	29	81	106	85	10	100	148	84.6
5 Once or twice	4	11	11	9	0	0	16	9.1
6 Monthly	2	6	2	2	0	0	4	2.3
7 Weekly	1	3	5	4	0	0	6	3.4
8 Daily or almost daily	0	0	1	1	0	0	1	0.6
Valid responses =	36	21	125	71	10	6	175	22.3

Invalid responses include no response.

22M4) During the past 3 months, how often have you failed to do what was normally expected of you because of your use of the following substance(s)?

(only includes students who have used this substance within the last 3 months)

Cocaine (coke, crack, etc.)

	Cis Men		Cis Women		Trans/Gender Non-conforming		Total	
	Freq.	Pct.	Freq.	Pct.	Freq.	Pct.	Freq.	Pct.
0 Never	1	100	3	75	1	100	5	83.3
5 Once or twice	0	0	1	25	0	0	1	16.7
6 Monthly	0	0	0	0	0	0	0	0.0
7 Weekly	0	0	0	0	0	0	0	0.0
8 Daily or almost daily	0	0	0	0	0	0	0	0.0
Valid responses =	1	17	4	67	1	17	6	0.8

Invalid responses include no response.

22M5) During the past 3 months, how often have you failed to do what was normally expected of you because of your use of the following substance(s)?

(only includes students who have used this substance within the last 3 months)

Prescription stimulants (Ritalin, Concerta, Dexedrine, Adderall, diet pills, etc.) [Please report nonmedical use only.]

	Cis Men		Cis Women		Trans/Gender Non-conforming		Total	
	Freq.	Pct.	Freq.	Pct.	Freq.	Pct.	Freq.	Pct.
0 Never	3	100	6	100	0	0	9	100.0
5 Once or twice	0	0	0	0	0	0	0	0.0
6 Monthly	0	0	0	0	0	0	0	0.0
7 Weekly	0	0	0	0	0	0	0	0.0
8 Daily or almost daily	0	0	0	0	0	0	0	0.0
Valid responses =	3	33	6	67	0	0	9	1.1

Invalid responses include no response.

22M6) During the past 3 months, how often have you failed to do what was normally expected of you because of your use of the following substance(s)?

(only includes students who have used this substance within the last 3 months)

Methamphetamine (speed, crystal meth, ice, etc.)

	Cis Men		Cis Women		Trans/Gender Non-conforming		Total	
	Freq.	Pct.	Freq.	Pct.	Freq.	Pct.	Freq.	Pct.
0 Never	0	0	0	0	0	0	0	0.0
5 Once or twice	0	0	0	0	0	0	0	0.0
6 Monthly	1	100	0	0	0	0	1	100.0
7 Weekly	0	0	0	0	0	0	0	0.0
8 Daily or almost daily	0	0	0	0	0	0	0	0.0
Valid responses =	1	100	0	0	0	0	1	0.1

Invalid responses include no response.



AMERICAN COLLEGE HEALTH ASSOCIATION

American College Health Association-National College Health Assessment (ACHA-NCHA III)

Institutional Data Report - Spring 2022

American College Health Association

8455 Colesville Road, Suite 740

Silver Spring, MD 20910

(410) 859-1500

www.acha.org

UNIVERSITY OF NORTHERN IOWA

May 1, 2022

FREQUENCY REPORT

Number of Surveys (n) = 783 Web Surveys

22M7) During the past 3 months, how often have you failed to do what was normally expected of you because of your use of the following substance(s)?

(only includes students who have used this substance within the last 3 months)

Inhalants (poppers, nitrous, glue, gas, paint thinner, etc.)

	Cis Men		Cis Women		Trans/Gender Non-conforming		Total	
	Freq.	Pct.	Freq.	Pct.	Freq.	Pct.	Freq.	Pct.
0 Never	0	0	0	0	0	0	1	50.0
5 Once or twice	0	0	0	0	0	0	0	0.0
6 Monthly	1	100	0	0	0	0	1	50.0
7 Weekly	0	0	0	0	0	0	0	0.0
8 Daily or almost daily	0	0	0	0	0	0	0	0.0
Valid responses =	1	50	0	0	0	0	2	0.3

Invalid responses include no response.

22M8) During the past 3 months, how often have you failed to do what was normally expected of you because of your use of the following substance(s)?

(only includes students who have used this substance within the last 3 months)

Sedatives or Sleeping Pills (Valium, Ativan, Xanax, Klonopin, Librium, Rohypnol, GHB, etc.) [Please report nonmedical use only.]

	Cis Men		Cis Women		Trans/Gender Non-conforming		Total	
	Freq.	Pct.	Freq.	Pct.	Freq.	Pct.	Freq.	Pct.
0 Never	0	0	5	71	2	100	7	70.0
5 Once or twice	1	100	0	0	0	0	1	10.0
6 Monthly	0	0	1	14	0	0	1	10.0
7 Weekly	0	0	0	0	0	0	0	0.0
8 Daily or almost daily	0	0	1	14	0	0	1	10.0
Valid responses =	1	10	7	70	2	20	10	1.3

Invalid responses include no response.

22M9) During the past 3 months, how often have you failed to do what was normally expected of you because of your use of the following substance(s)?

(only includes students who have used this substance within the last 3 months)

Hallucinogens (Ecstasy, MDMA, Molly, LSD, acid, mushrooms, PCP, Special K, etc.)

	Cis Men		Cis Women		Trans/Gender Non-conforming		Total	
	Freq.	Pct.	Freq.	Pct.	Freq.	Pct.	Freq.	Pct.
0 Never	3	100	6	100	1	100	10	100.0
5 Once or twice	0	0	0	0	0	0	0	0.0
6 Monthly	0	0	0	0	0	0	0	0.0
7 Weekly	0	0	0	0	0	0	0	0.0
8 Daily or almost daily	0	0	0	0	0	0	0	0.0
Valid responses =	3	30	6	60	1	10	10	1.3

Invalid responses include no response.

22M10) During the past 3 months, how often have you failed to do what was normally expected of you because of your use of the following substance(s)?

(only includes students who have used this substance within the last 3 months)

Heroin

	Cis Men		Cis Women		Trans/Gender Non-conforming		Total	
	Freq.	Pct.	Freq.	Pct.	Freq.	Pct.	Freq.	Pct.
0 Never	0	0	0	0	0	0	0	0.0
5 Once or twice	0	0	0	0	0	0	0	0.0
6 Monthly	1	100	0	0	0	0	1	100.0
7 Weekly	0	0	0	0	0	0	0	0.0
8 Daily or almost daily	0	0	0	0	0	0	0	0.0
Valid responses =	1	100	0	0	0	0	1	0.1

Invalid responses include no response.

22M11) During the past 3 months, how often have you failed to do what was normally expected of you because of your use of the following substance(s)?

(only includes students who have used this substance within the last 3 months)

Prescription opioids (morphine, codeine, fentanyl, oxycodone [OxyContin, Percocet], hydrocodone [Vicodin], methadone, buprenorphine [Suboxone], etc.)

[Please report nonmedical use only.]

	Cis Men		Cis Women		Trans/Gender Non-conforming		Total	
	Freq.	Pct.	Freq.	Pct.	Freq.	Pct.	Freq.	Pct.
0 Never	0	0	1	100	0	0	1	50.0
5 Once or twice	0	0	0	0	0	0	0	0.0
6 Monthly	1	100	0	0	0	0	1	50.0
7 Weekly	0	0	0	0	0	0	0	0.0
8 Daily or almost daily	0	0	0	0	0	0	0	0.0
Valid responses =	1	50	1	50	0	0	2	0.3

Invalid responses include no response.



AMERICAN COLLEGE HEALTH ASSOCIATION

American College Health Association-National College Health Assessment (ACHA-NCHA III)

Institutional Data Report - Spring 2022

American College Health Association

8455 Colesville Road, Suite 740

Silver Spring, MD 20910

(410) 859-1500

www.acha.org

UNIVERSITY OF NORTHERN IOWA

May 1, 2022

FREQUENCY REPORT

Number of Surveys (n) = 783 Web Surveys

22M12) During the past 3 months, how often have you failed to do what was normally expected of you because of your use of the following substance(s) of you because of your use of the following substance(s)? (only includes students who have used this substance within the last 3 months)

Other

	Cis Men		Cis Women		Trans/Gender Non-conforming		Total	
	Freq.	Pct.	Freq.	Pct.	Freq.	Pct.	Freq.	Pct.
0 Never	1	100	0	0	1	100	2	100.0
5 Once or twice	0	0	0	0	0	0	0	0.0
6 Monthly	0	0	0	0	0	0	0	0.0
7 Weekly	0	0	0	0	0	0	0	0.0
8 Daily or almost daily	0	0	0	0	0	0	0	0.0
Valid responses =	1	50	0	0	1	50	2	0.3

Invalid responses include no response.

22N1) Has a friend or relative or anyone else ever expressed concern about your use of the following substance(s)?

(only includes students who have ever used this substance)

Tobacco or nicotine delivery products (cigarettes, e-cigarettes, Juul or other vape products, water pipe or hookah, chewing tobacco, cigars, etc.)

	Cis Men		Cis Women		Trans/Gender Non-conforming		Total	
	Freq.	Pct.	Freq.	Pct.	Freq.	Pct.	Freq.	Pct.
0 No, Never	27	66	140	80	4	44	174	75.7
3 Yes, not in the past 3 months	7	17	18	10	3	33	28	12.2
6 Yes, in the past 3 months	7	17	18	10	2	22	28	12.2
Valid responses =	41	18	176	77	9	4	230	29.4

Invalid responses include no response.

22N2) Has a friend or relative or anyone else ever expressed concern about your use of the following substance(s)?

(only includes students who have ever used this substance)

Alcoholic beverages (beer, wine, liquor, etc.)

	Cis Men		Cis Women		Trans/Gender Non-conforming		Total	
	Freq.	Pct.	Freq.	Pct.	Freq.	Pct.	Freq.	Pct.
0 No, Never	84	89	393	90	15	88	498	89.6
3 Yes, not in the past 3 months	6	6	23	5	2	12	31	5.6
6 Yes, in the past 3 months	4	4	23	5	0	0	27	4.9
Valid responses =	94	17	439	79	17	3	556	71.0

Invalid responses include no response.

22N3) Has a friend or relative or anyone else ever expressed concern about your use of the following substance(s)?

(only includes students who have ever used this substance)

Cannabis (marijuana, weed, hash, edibles, vaped cannabis, etc.) [Please report nonmedical use only.]

	Cis Men		Cis Women		Trans/Gender Non-conforming		Total	
	Freq.	Pct.	Freq.	Pct.	Freq.	Pct.	Freq.	Pct.
0 No, Never	43	84	163	88	11	79	220	86.6
3 Yes, not in the past 3 months	4	8	10	5	3	21	17	6.7
6 Yes, in the past 3 months	4	8	12	7	0	0	17	6.7
Valid responses =	51	20	185	73	14	6	254	32.4

Invalid responses include no response.

22N4) Has a friend or relative or anyone else ever expressed concern about your use of the following substance(s)?

(only includes students who have ever used this substance)

Cocaine (coke, crack, etc.)

	Cis Men		Cis Women		Trans/Gender Non-conforming		Total	
	Freq.	Pct.	Freq.	Pct.	Freq.	Pct.	Freq.	Pct.
0 No, Never	3	75	11	79	1	100	15	78.9
3 Yes, not in the past 3 months	0	0	1	7	0	0	1	5.3
6 Yes, in the past 3 months	1	25	2	14	0	0	3	15.8
Valid responses =	4	21	14	74	1	5	19	2.4

Invalid responses include no response.

22N5) Has a friend or relative or anyone else ever expressed concern about your use of the following substance(s)?

(only includes students who have ever used this substance)

Prescription stimulants (Ritalin, Concerta, Dexedrine, Adderall, diet pills, etc.) [Please report nonmedical use only.]

	Cis Men		Cis Women		Trans/Gender Non-conforming		Total	
	Freq.	Pct.	Freq.	Pct.	Freq.	Pct.	Freq.	Pct.
0 No, Never	8	89	20	91	1	100	29	90.6
3 Yes, not in the past 3 months	0	0	2	9	0	0	2	6.3
6 Yes, in the past 3 months	1	11	0	0	0	0	1	3.1
Valid responses =	9	28	22	69	1	3	32	4.1

Invalid responses include no response.



22N6) Has a friend or relative or anyone else ever expressed concern about your use of the following substance(s)?

(only includes students who have ever used this substance)

Methamphetamine (speed, crystal meth, ice, etc.)

	Cis Men		Cis Women		Trans/Gender Non-conforming		Total	
	Freq.	Pct.	Freq.	Pct.	Freq.	Pct.	Freq.	Pct.
0 No, Never	0	0	2	100	1	50	3	60.0
3 Yes, not in the past 3 months	0	0	0	0	1	50	1	20.0
6 Yes, in the past 3 months	1	100	0	0	0	0	1	20.0
Valid responses =	1	20	2	40	2	40	5	0.6

Invalid responses include no response.

22N7) Has a friend or relative or anyone else ever expressed concern about your use of the following substance(s)?

(only includes students who have ever used this substance)

Inhalants (poppers, nitrous, glue, gas, paint thinner, etc.)

	Cis Men		Cis Women		Trans/Gender Non-conforming		Total	
	Freq.	Pct.	Freq.	Pct.	Freq.	Pct.	Freq.	Pct.
0 No, Never	1	50	2	100	1	100	5	83.3
3 Yes, not in the past 3 months	0	0	0	0	0	0	0	0.0
6 Yes, in the past 3 months	1	50	0	0	0	0	1	16.7
Valid responses =	2	33	2	33	1	17	6	0.8

Invalid responses include no response.

22N8) Has a friend or relative or anyone else ever expressed concern about your use of the following substance(s)?

(only includes students who have ever used this substance)

Sedatives or Sleeping Pills (Valium, Ativan, Xanax, Klonopin, Librium, Rohypnol, GHB, etc.) [Please report nonmedical use only.]

	Cis Men		Cis Women		Trans/Gender Non-conforming		Total	
	Freq.	Pct.	Freq.	Pct.	Freq.	Pct.	Freq.	Pct.
0 No, Never	3	75	12	80	2	67	17	77.3
3 Yes, not in the past 3 months	0	0	1	7	1	33	2	9.1
6 Yes, in the past 3 months	1	25	2	13	0	0	3	13.6
Valid responses =	4	18	15	68	3	14	22	2.8

Invalid responses include no response.

22N9) Has a friend or relative or anyone else ever expressed concern about your use of the following substance(s)?

(only includes students who have ever used this substance)

Hallucinogens (Ecstasy, MDMA, Molly, LSD, acid, mushrooms, PCP, Special K, etc.)

	Cis Men		Cis Women		Trans/Gender Non-conforming		Total	
	Freq.	Pct.	Freq.	Pct.	Freq.	Pct.	Freq.	Pct.
0 No, Never	13	100	22	96	2	67	37	94.9
3 Yes, not in the past 3 months	0	0	0	0	1	33	1	2.6
6 Yes, in the past 3 months	0	0	1	4	0	0	1	2.6
Valid responses =	13	33	23	59	3	8	39	5.0

Invalid responses include no response.

22N10) Has a friend or relative or anyone else ever expressed concern about your use of the following substance(s)?

(only includes students who have ever used this substance)

Heroin

	Cis Men		Cis Women		Trans/Gender Non-conforming		Total	
	Freq.	Pct.	Freq.	Pct.	Freq.	Pct.	Freq.	Pct.
0 No, Never	0	0	2	100	0	0	2	66.7
3 Yes, not in the past 3 months	1	100	0	0	0	0	1	33.3
6 Yes, in the past 3 months	0	0	0	0	0	0	0	0.0
Valid responses =	1	33	2	67	0	0	3	0.4

Invalid responses include no response.

22N11) Has a friend or relative or anyone else ever expressed concern about your use of the following substance(s)?

(only includes students who have ever used this substance)

Prescription opioids (morphine, codeine, fentanyl, oxycodone [OxyContin, Percocet], hydrocodone [Vicodin], methadone, buprenorphine [Suboxone], etc.)

[Please report nonmedical use only.]

	Cis Men		Cis Women		Trans/Gender Non-conforming		Total	
	Freq.	Pct.	Freq.	Pct.	Freq.	Pct.	Freq.	Pct.
0 No, Never	2	67	11	92	1	50	14	82.4
3 Yes, not in the past 3 months	1	33	1	8	1	50	3	17.6
6 Yes, in the past 3 months	0	0	0	0	0	0	0	0.0
Valid responses =	3	18	12	71	2	12	17	2.2

Invalid responses include no response.



AMERICAN COLLEGE HEALTH ASSOCIATION

American College Health Association-National College Health Assessment (ACHA-NCHA III)

Institutional Data Report - Spring 2022

American College Health Association

8455 Colesville Road, Suite 740

Silver Spring, MD 20910

(410) 859-1500

www.acha.org

UNIVERSITY OF NORTHERN IOWA

May 1, 2022

FREQUENCY REPORT

Number of Surveys (n) = 783 Web Surveys

22N12) Has a friend or relative or anyone else ever expressed concern about your use of the following substance(s)?

(only includes students who have ever used this substance)

Other

	Cis Men		Cis Women		Trans/Gender Non-conforming		Total	
	Freq.	Pct.	Freq.	Pct.	Freq.	Pct.	Freq.	Pct.
0 No, Never	0	0	2	100	2	100	4	80.0
3 Yes, not in the past 3 months	0	0	0	0	0	0	0	0.0
6 Yes, in the past 3 months	1	100	0	0	0	0	1	20.0
Valid responses =	1	20	2	40	2	40	5	0.6

Invalid responses include no response.

22O1) Have you ever tried and failed to control, cut down or stop using the following substance(s)? (only includes students who have ever used this substance)

Tobacco or nicotine delivery products (cigarettes, e-cigarettes, Juul or other vape products, water pipe or hookah, chewing tobacco, cigars, etc.)

	Cis Men		Cis Women		Trans/Gender Non-conforming		Total	
	Freq.	Pct.	Freq.	Pct.	Freq.	Pct.	Freq.	Pct.
0 No, Never	29	71	130	74	4	44	164	71.3
3 Yes, not in the past 3 months	8	20	13	7	3	33	26	11.3
6 Yes, in the past 3 months	4	10	33	19	2	22	40	17.4
Valid responses =	41	18	176	77	9	4	230	29.4

Invalid responses include no response.

22O2) Have you ever tried and failed to control, cut down or stop using the following substance(s)? (only includes students who have ever used this substance)

Alcoholic beverages (beer, wine, liquor, etc.)

	Cis Men		Cis Women		Trans/Gender Non-conforming		Total	
	Freq.	Pct.	Freq.	Pct.	Freq.	Pct.	Freq.	Pct.
0 No, Never	91	97	415	94	14	82	526	94.4
3 Yes, not in the past 3 months	1	1	10	2	3	18	14	2.5
6 Yes, in the past 3 months	2	2	15	3	0	0	17	3.1
Valid responses =	94	17	440	79	17	3	557	71.1

Invalid responses include no response.

22O3) Have you ever tried and failed to control, cut down or stop using the following substance(s)? (only includes students who have ever used this substance)

Cannabis (marijuana, weed, hash, edibles, vaped cannabis, etc.) [Please report nonmedical use only.]

	Cis Men		Cis Women		Trans/Gender Non-conforming		Total	
	Freq.	Pct.	Freq.	Pct.	Freq.	Pct.	Freq.	Pct.
0 No, Never	45	88	165	89	12	86	225	88.6
3 Yes, not in the past 3 months	2	4	5	3	2	14	10	3.9
6 Yes, in the past 3 months	4	8	15	8	0	0	19	7.5
Valid responses =	51	20	185	73	14	6	254	32.4

Invalid responses include no response.

22O4) Have you ever tried and failed to control, cut down or stop using the following substance(s)? (only includes students who have ever used this substance)

Cocaine (coke, crack, etc.)

	Cis Men		Cis Women		Trans/Gender Non-conforming		Total	
	Freq.	Pct.	Freq.	Pct.	Freq.	Pct.	Freq.	Pct.
0 No, Never	4	100	11	85	1	100	16	88.9
3 Yes, not in the past 3 months	0	0	0	0	0	0	0	0.0
6 Yes, in the past 3 months	0	0	2	15	0	0	2	11.1
Valid responses =	4	22	13	72	1	6	18	2.3

Invalid responses include no response.

22O5) Have you ever tried and failed to control, cut down or stop using the following substance(s)? (only includes students who have ever used this substance)

Prescription stimulants (Ritalin, Concerta, Dexedrine, Adderall, diet pills, etc.) [Please report nonmedical use only.]

	Cis Men		Cis Women		Trans/Gender Non-conforming		Total	
	Freq.	Pct.	Freq.	Pct.	Freq.	Pct.	Freq.	Pct.
0 No, Never	8	89	22	100	0	0	30	93.8
3 Yes, not in the past 3 months	0	0	0	0	1	100	1	3.1
6 Yes, in the past 3 months	1	11	0	0	0	0	1	3.1
Valid responses =	9	28	22	69	1	3	32	4.1

Invalid responses include no response.

22O6) Have you ever tried and failed to control, cut down or stop using the following substance(s)? (only includes students who have ever used this substance)

Methamphetamine (speed, crystal meth, ice, etc.)

	Cis Men		Cis Women		Trans/Gender Non-conforming		Total	
	Freq.	Pct.	Freq.	Pct.	Freq.	Pct.	Freq.	Pct.
0 No, Never	0	0	2	100	1	50	3	60.0
3 Yes, not in the past 3 months	1	100	0	0	1	50	2	40.0
6 Yes, in the past 3 months	0	0	0	0	0	0	0	0.0
Valid responses =	1	20	2	40	2	40	5	0.6

Invalid responses include no response.



2207) Have you ever tried and failed to control, cut down or stop using the following substance(s)? (only includes students who have ever used this substance)
Inhalants (poppers, nitrous, glue, gas, paint thinner, etc.)

	Cis Men		Cis Women		Trans/Gender Non-conforming		Total	
	Freq.	Pct.	Freq.	Pct.	Freq.	Pct.	Freq.	Pct.
0 No, Never	1	50	2	100	1	100	5	83.3
3 Yes, not in the past 3 months	0	0	0	0	0	0	0	0.0
6 Yes, in the past 3 months	1	50	0	0	0	0	1	16.7
Valid responses =	2	33	2	33	1	17	6	0.8

Invalid responses include no response.

2208) Have you ever tried and failed to control, cut down or stop using the following substance(s)? (only includes students who have ever used this substance)
Sedatives or Sleeping Pills (Valium, Ativan, Xanax, Klonopin, Librium, Rohypnol, GHB, etc.) [Please report nonmedical use only.]

	Cis Men		Cis Women		Trans/Gender Non-conforming		Total	
	Freq.	Pct.	Freq.	Pct.	Freq.	Pct.	Freq.	Pct.
0 No, Never	3	75	12	80	2	67	17	77.3
3 Yes, not in the past 3 months	1	25	1	7	1	33	3	13.6
6 Yes, in the past 3 months	0	0	2	13	0	0	2	9.1
Valid responses =	4	18	15	68	3	14	22	2.8

Invalid responses include no response.

2209) Have you ever tried and failed to control, cut down or stop using the following substance(s)? (only includes students who have ever used this substance)
Hallucinogens (Ecstasy, MDMA, Molly, LSD, acid, mushrooms, PCP, Special K, etc.)

	Cis Men		Cis Women		Trans/Gender Non-conforming		Total	
	Freq.	Pct.	Freq.	Pct.	Freq.	Pct.	Freq.	Pct.
0 No, Never	13	100	21	96	2	67	36	94.7
3 Yes, not in the past 3 months	0	0	0	0	1	33	1	2.6
6 Yes, in the past 3 months	0	0	1	5	0	0	1	2.6
Valid responses =	13	34	22	58	3	8	38	4.9

Invalid responses include no response.

22010) Have you ever tried and failed to control, cut down or stop using the following substance(s)? (only includes students who have ever used this substance)
Heroin

	Cis Men		Cis Women		Trans/Gender Non-conforming		Total	
	Freq.	Pct.	Freq.	Pct.	Freq.	Pct.	Freq.	Pct.
0 No, Never	0	0	2	100	0	0	2	66.7
3 Yes, not in the past 3 months	1	100	0	0	0	0	1	33.3
6 Yes, in the past 3 months	0	0	0	0	0	0	0	0.0
Valid responses =	1	33	2	67	0	0	3	0.4

Invalid responses include no response.

22011) Have you ever tried and failed to control, cut down or stop using the following substance(s)? (only includes students who have ever used this substance)
Prescription opioids (morphine, codeine, fentanyl, oxycodone [OxyContin, Percocet], hydrocodone [Vicodin], methadone, buprenorphine [Suboxone], etc.) [Please report nonmedical use only.]

	Cis Men		Cis Women		Trans/Gender Non-conforming		Total	
	Freq.	Pct.	Freq.	Pct.	Freq.	Pct.	Freq.	Pct.
0 No, Never	2	67	11	100	1	50	14	87.5
3 Yes, not in the past 3 months	1	33	0	0	1	50	2	12.5
6 Yes, in the past 3 months	0	0	0	0	0	0	0	0.0
Valid responses =	3	19	11	69	2	13	16	2.0

Invalid responses include no response.

22012) Have you ever tried and failed to control, cut down or stop using the following substance(s)? (only includes students who have ever used this substance)
Other

	Cis Men		Cis Women		Trans/Gender Non-conforming		Total	
	Freq.	Pct.	Freq.	Pct.	Freq.	Pct.	Freq.	Pct.
0 No, Never	1	100	2	100	2	100	5	100.0
3 Yes, not in the past 3 months	0	0	0	0	0	0	0	0.0
6 Yes, in the past 3 months	0	0	0	0	0	0	0	0.0
Valid responses =	1	20	2	40	2	40	5	0.6

Invalid responses include no response.



AMERICAN COLLEGE HEALTH ASSOCIATION

American College Health Association-National College Health Assessment (ACHA-NCHA III)

Institutional Data Report - Spring 2022

American College Health Association

8455 Colesville Road, Suite 740

Silver Spring, MD 20910

(410) 859-1500

www.acha.org

UNIVERSITY OF NORTHERN IOWA

May 1, 2022

FREQUENCY REPORT

Number of Surveys (n) = 783 Web Surveys

22P) Have you ever used any drug by injection? [RECREATIONAL or NON-MEDICAL USE ONLY] (only includes students who have ever used any substance)

	Cis Men		Cis Women		Trans/Gender Non-conforming		Total	
	Freq.	Pct.	Freq.	Pct.	Freq.	Pct.	Freq.	Pct.
0 No, Never	96	100	448	100	18	100	568	99.6
1 Yes, not in the past 3 months	0	0	1	0	0	0	1	0.2
2 Yes, in the past 3 months	0	0	1	0	0	0	1	0.2
Valid responses =	96	17	450	79	18	3	570	72.8

Invalid responses include no response.

22Q) In the past 3 months, how often have you injected drugs? [RECREATIONAL or NON-MEDICAL USE ONLY]

(only includes students who have used drugs by injection within the last 3 months)

	Cis Men		Cis Women		Trans/Gender Non-conforming		Total	
	Freq.	Pct.	Freq.	Pct.	Freq.	Pct.	Freq.	Pct.
0 Once per week or less	0	0	1	100	0	0	1	100.0
1 More than once per week	0	0	0	0	0	0	0	0.0
Valid responses =	0	0	1	100	0	0	1	0.1

Invalid responses include no response.

23A) Within the last 3 months, which tobacco products have you used? (only includes students who have used tobacco or nicotine in the last 3 months)

Cigarettes

	Cis Men		Cis Women		Trans/Gender Non-conforming		Total	
	Freq.	Pct.	Freq.	Pct.	Freq.	Pct.	Freq.	Pct.
1 No	16	67	89	80	5	71	111	77.6
2 Yes	8	33	22	20	2	29	32	22.4
Valid responses =	24	17	111	78	7	5	143	18.3

Invalid responses include no response.

23B) Within the last 3 months, which tobacco products have you used? (only includes students who have used tobacco or nicotine in the last 3 months)

E-cigarettes or other vape products (for example: Juul, etc.)

	Cis Men		Cis Women		Trans/Gender Non-conforming		Total	
	Freq.	Pct.	Freq.	Pct.	Freq.	Pct.	Freq.	Pct.
1 No	2	8	11	10	2	29	15	10.2
2 Yes	22	92	104	90	5	71	132	89.8
Valid responses =	24	16	115	78	7	5	147	18.8

Invalid responses include no response.

23C) Within the last 3 months, which tobacco products have you used? (only includes students who have used tobacco or nicotine in the last 3 months)

Water pipe or hookah

	Cis Men		Cis Women		Trans/Gender Non-conforming		Total	
	Freq.	Pct.	Freq.	Pct.	Freq.	Pct.	Freq.	Pct.
1 No	21	91	101	93	6	86	129	92.1
2 Yes	2	9	8	7	1	14	11	7.9
Valid responses =	23	16	109	78	7	5	140	17.9

Invalid responses include no response.

23D) Within the last 3 months, which tobacco products have you used? (only includes students who have used tobacco or nicotine in the last 3 months)

Chewing or smokeless tobacco

	Cis Men		Cis Women		Trans/Gender Non-conforming		Total	
	Freq.	Pct.	Freq.	Pct.	Freq.	Pct.	Freq.	Pct.
1 No	18	75	107	97	7	100	133	93.7
2 Yes	6	25	3	3	0	0	9	6.3
Valid responses =	24	17	110	77	7	5	142	18.1

Invalid responses include no response.

23E) Within the last 3 months, which tobacco products have you used? (only includes students who have used tobacco or nicotine in the last 3 months)

Cigars or little cigars

	Cis Men		Cis Women		Trans/Gender Non-conforming		Total	
	Freq.	Pct.	Freq.	Pct.	Freq.	Pct.	Freq.	Pct.
1 No	16	67	103	93	7	100	127	88.8
2 Yes	8	33	8	7	0	0	16	11.2
Valid responses =	24	17	111	78	7	5	143	18.3

Invalid responses include no response.

23F) Within the last 3 months, which tobacco products have you used? (only includes students who have used tobacco or nicotine in the last 3 months)

Other

	Cis Men		Cis Women		Trans/Gender Non-conforming		Total	
	Freq.	Pct.	Freq.	Pct.	Freq.	Pct.	Freq.	Pct.
1 No	14	100	73	100	5	100	92	100.0
2 Yes	0	0	0	0	0	0	0	0.0
Valid responses =	14	15	73	79	5	5	92	11.7

Invalid responses include no response.



AMERICAN COLLEGE HEALTH ASSOCIATION

American College Health Association-National College Health Assessment (ACHA-NCHA III)

Institutional Data Report - Spring 2022

American College Health Association

8455 Colesville Road, Suite 740

Silver Spring, MD 20910

(410) 859-1500

www.acha.org

UNIVERSITY OF NORTHERN IOWA

May 1, 2022

FREQUENCY REPORT

Number of Surveys (n) = 783 Web Surveys

24) When, if ever, was the last time you used cannabis/marijuana? Please include medical and non-medical use.

	Cis Men		Cis Women		Trans/Gender Non-conforming		Total	
	Freq.	Pct.	Freq.	Pct.	Freq.	Pct.	Freq.	Pct.
1 Never	90	63	411	68	12	46	517	66.2
2 Within the last 2 weeks	18	13	64	11	5	19	89	11.4
3 More than 2 weeks but within 30 days	3	2	15	3	1	4	19	2.4
4 More than 30 days but within 3 months	8	6	31	5	3	12	44	5.6
5 More than 3 months but within 12 months	12	8	41	7	3	12	56	7.2
6 More than 12 months ago	12	8	42	7	2	8	56	7.2
Valid responses =	143	18	604	77	26	3	781	99.7

Invalid responses include no response.

25A) When, if ever, was the last time you drank alcohol?

	Cis Men		Cis Women		Trans/Gender Non-conforming		Total	
	Freq.	Pct.	Freq.	Pct.	Freq.	Pct.	Freq.	Pct.
1 Never	43	30	134	22	8	31	186	23.8
2 Within the last 2 weeks	65	46	297	49	8	31	374	47.8
3 More than 2 weeks but within 30 days	14	10	48	8	4	15	67	8.6
4 More than 30 days but within 3 months	9	6	62	10	5	19	76	9.7
5 More than 3 months but within 12 months	8	6	46	8	1	4	56	7.2
6 More than 12 months ago	4	3	18	3	0	0	23	2.9
Valid responses =	143	18	605	77	26	3	782	99.9

Invalid responses include no response.

25B1) The last time you drank alcohol: (only includes students who drank alcohol within the last 3 months)

Did you get drunk?

	Cis Men		Cis Women		Trans/Gender Non-conforming		Total	
	Freq.	Pct.	Freq.	Pct.	Freq.	Pct.	Freq.	Pct.
1 No	50	57	257	63	10	59	320	62.0
2 Yes	38	43	149	37	7	41	196	38.0
Valid responses =	88	17	406	79	17	3	516	65.9

Invalid responses include no response.

25B2) The last time you drank alcohol: (only includes students who drank alcohol within the last 3 months)

Did you intend to get drunk?

	Cis Men		Cis Women		Trans/Gender Non-conforming		Total	
	Freq.	Pct.	Freq.	Pct.	Freq.	Pct.	Freq.	Pct.
1 No	51	58	256	63	7	41	316	61.4
2 Yes	37	42	149	37	10	59	199	38.6
Valid responses =	88	17	405	79	17	3	515	65.8

Invalid responses include no response.

26) One drink of alcohol is defined as a 12 oz. can or bottle of beer or wine cooler, a 4 oz. glass of wine, or a shot of liquor straight or in a mixed drink.

(only includes students who drank alcohol within the last 3 months)

The last time you drank alcohol in a social setting, how many drinks of alcohol did you have?

	Cis Men		Cis Women		Trans/Gender Non-conforming		Total	
	Freq.	Pct.	Freq.	Pct.	Freq.	Pct.	Freq.	Pct.
0 0 Drinks	4	5	9	2	0	0	14	2.7
1 1 to 2 Drinks	34	39	191	47	7	41	234	45.6
2 3 to 4 Drinks	20	23	121	30	4	24	146	28.5
3 5 to 6 Drinks	13	15	56	14	3	18	72	14.0
4 7 to 8 Drinks	9	10	14	4	1	6	24	4.7
5 9 to 10 Drinks	5	6	6	2	2	12	13	2.5
6 11 or More Drinks	3	3	7	2	0	0	10	1.9
Total	88	17	404	79	17	3	513	65.5

Invalid responses include no response.

	Mean	Median	Std Dev	Min	Max
Cis Men	4.01	3.00	3.16	0	14
Cis Women	3.12	3.00	2.54	0	24
Trans/Gender Non-conforming	4.00	4.00	2.87	1	10
Overall	3.29	3.00	2.69	0	24



AMERICAN COLLEGE HEALTH ASSOCIATION

American College Health Association-National College Health Assessment (ACHA-NCHA III)

Institutional Data Report - Spring 2022

American College Health Association

8455 Colesville Road, Suite 740

Silver Spring, MD 20910

(410) 859-1500

www.acha.org

UNIVERSITY OF NORTHERN IOWA

May 1, 2022

FREQUENCY REPORT

Number of Surveys (n) = 783 Web Surveys

27) One drink of alcohol is defined as a 12 oz. can or bottle of beer or wine cooler, a 4 oz. glass of wine, or a shot of liquor straight or in a mixed drink. (only includes students who drank alcohol within the last 3 months)

The last time you drank alcohol in a social setting, over how many hours did you drink alcohol?

	Cis Men		Cis Women		Trans/Gender Non-conforming		Total	
	Freq.	Pct.	Freq.	Pct.	Freq.	Pct.	Freq.	Pct.
0 0 Hours	6	7	9	2	1	6	16	3.1
1 1 to 2 Hours	35	40	151	38	4	24	191	37.3
2 3 to 4 Hours	28	32	149	37	6	35	185	36.1
3 5 to 6 Hours	14	16	77	19	4	24	96	18.8
4 7 to 8 Hours	5	6	10	3	2	12	17	3.3
5 9 to 10 Hours	0	0	5	1	0	0	5	1.0
6 11 or More Hours	0	0	2	1	0	0	2	0.4
Total	88	17	403	79	17	3	512	65.4

Invalid responses include no response.

	Mean	Median	Std Dev	Min	Max
Cis Men	3.04	3.00	1.95	0	8
Cis Women	3.22	3.00	1.96	0	12
Trans/Gender Non-conforming	3.53	3.00	2.18	0	7
Overall	3.21	3.00	1.96	0	12

28) Over the last two weeks, how many times have you had five or more drinks (males) or four or more drinks (females) containing any kind of alcohol at a sitting? (only includes students who drank alcohol within the last 2 weeks)

	Cis Men		Cis Women		Trans/Gender Non-conforming		Total	
	Freq.	Pct.	Freq.	Pct.	Freq.	Pct.	Freq.	Pct.
1 None	29	45	144	49	3	38	179	48.1
2 1 time	18	28	82	28	3	38	103	27.7
3 2 times	5	8	39	13	1	13	45	12.1
4 3 times	7	11	10	3	1	13	18	4.8
5 4 times	1	2	8	3	0	0	9	2.4
6 5 times	2	3	6	2	0	0	8	2.2
7 6 times	1	2	4	1	0	0	5	1.3
8 7 times	0	0	1	0	0	0	1	0.3
9 8 times	1	2	0	0	0	0	1	0.3
10 9 times	1	2	0	0	0	0	1	0.3
11 10 or more times	0	0	2	1	0	0	2	0.5
Total	65	17	296	80	8	2	372	47.5

Invalid responses include no response.

29A) Within the last 12 months, have you experienced any of the following when drinking alcohol? (only includes students who drank alcohol within the last 12 months) Did something I later regretted

	Cis Men		Cis Women		Trans/Gender Non-conforming		Total	
	Freq.	Pct.	Freq.	Pct.	Freq.	Pct.	Freq.	Pct.
1 No	80	84	369	82	16	89	468	82.1
2 Yes	15	16	83	18	2	11	102	17.9
Valid responses =	95	17	452	79	18	3	570	72.8

Invalid responses include no response.

29B) Within the last 12 months, have you experienced any of the following when drinking alcohol? (only includes students who drank alcohol within the last 12 months) Blackout (forgot where I was or what I did for a large period of time and cannot remember, even when someone reminds me)

	Cis Men		Cis Women		Trans/Gender Non-conforming		Total	
	Freq.	Pct.	Freq.	Pct.	Freq.	Pct.	Freq.	Pct.
1 No	84	88	408	90	16	89	512	89.7
2 Yes	12	13	44	10	2	11	59	10.3
Valid responses =	96	17	452	79	18	3	571	72.9

Invalid responses include no response.

29C) Within the last 12 months, have you experienced any of the following when drinking alcohol? (only includes students who drank alcohol within the last 12 months) Brownout (forgot where I was or what I did for short periods of time, but can remember once someone reminds me)

	Cis Men		Cis Women		Trans/Gender Non-conforming		Total	
	Freq.	Pct.	Freq.	Pct.	Freq.	Pct.	Freq.	Pct.
1 No	76	79	371	82	13	72	464	81.1
2 Yes	20	21	82	18	5	28	108	18.9
Valid responses =	96	17	453	79	18	3	572	73.1

Invalid responses include no response.

29D) Within the last 12 months, have you experienced any of the following when drinking alcohol? (only includes students who drank alcohol within the last 12 months) Got in trouble with the police

	Cis Men		Cis Women		Trans/Gender Non-conforming		Total	
	Freq.	Pct.	Freq.	Pct.	Freq.	Pct.	Freq.	Pct.
1 No	94	98	452	100	18	100	569	99.5
2 Yes	2	2	1	0	0	0	3	0.5
Valid responses =	96	17	453	79	18	3	572	73.1

Invalid responses include no response.



AMERICAN COLLEGE HEALTH ASSOCIATION

American College Health Association-National College Health Assessment (ACHA-NCHA III)

Institutional Data Report - Spring 2022

American College Health Association

8455 Colesville Road, Suite 740

Silver Spring, MD 20910

(410) 859-1500

www.acha.org

UNIVERSITY OF NORTHERN IOWA

May 1, 2022

FREQUENCY REPORT

Number of Surveys (n) = 783 Web Surveys

29E) Within the last 12 months, have you experienced any of the following when drinking alcohol? (only includes students who drank alcohol within the last 12 months)
Got in trouble with college/university authorities

	Cis Men		Cis Women		Trans/Gender Non-conforming		Total	
	Freq.	Pct.	Freq.	Pct.	Freq.	Pct.	Freq.	Pct.
1 No	93	97	449	99	18	100	565	98.9
2 Yes	3	3	3	1	0	0	6	1.1
Valid responses =	96	17	452	79	18	3	571	72.9

Invalid responses include no response.

29F) Within the last 12 months, have you experienced any of the following when drinking alcohol? (only includes students who drank alcohol within the last 12 months)
Someone had sex with me without my consent

	Cis Men		Cis Women		Trans/Gender Non-conforming		Total	
	Freq.	Pct.	Freq.	Pct.	Freq.	Pct.	Freq.	Pct.
1 No	96	100	441	97	18	100	560	97.9
2 Yes	0	0	12	3	0	0	12	2.1
Valid responses =	96	17	453	79	18	3	572	73.1

Invalid responses include no response.

29G) Within the last 12 months, have you experienced any of the following when drinking alcohol? (only includes students who drank alcohol within the last 12 months)
Had sex with someone without their consent

	Cis Men		Cis Women		Trans/Gender Non-conforming		Total	
	Freq.	Pct.	Freq.	Pct.	Freq.	Pct.	Freq.	Pct.
1 No	96	100	453	100	18	100	572	100.0
2 Yes	0	0	0	0	0	0	0	0.0
Valid responses =	96	17	453	79	18	3	572	73.1

Invalid responses include no response.

29H) Within the last 12 months, have you experienced any of the following when drinking alcohol? (only includes students who drank alcohol within the last 12 months)
Had unprotected sex

	Cis Men		Cis Women		Trans/Gender Non-conforming		Total	
	Freq.	Pct.	Freq.	Pct.	Freq.	Pct.	Freq.	Pct.
1 No	90	94	395	87	17	94	507	88.6
2 Yes	6	6	58	13	1	6	65	11.4
Valid responses =	96	17	453	79	18	3	572	73.1

Invalid responses include no response.

29I) Within the last 12 months, have you experienced any of the following when drinking alcohol? (only includes students who drank alcohol within the last 12 months)
Physically injured myself

	Cis Men		Cis Women		Trans/Gender Non-conforming		Total	
	Freq.	Pct.	Freq.	Pct.	Freq.	Pct.	Freq.	Pct.
1 No	85	89	425	94	16	89	531	93.2
2 Yes	11	12	26	6	2	11	39	6.8
Valid responses =	96	17	451	79	18	3	570	72.8

Invalid responses include no response.

29J) Within the last 12 months, have you experienced any of the following when drinking alcohol? (only includes students who drank alcohol within the last 12 months)
Physically injured another person

	Cis Men		Cis Women		Trans/Gender Non-conforming		Total	
	Freq.	Pct.	Freq.	Pct.	Freq.	Pct.	Freq.	Pct.
1 No	95	99	451	100	18	100	569	99.5
2 Yes	1	1	2	0	0	0	3	0.5
Valid responses =	96	17	453	79	18	3	572	73.1

Invalid responses include no response.

29K) Within the last 12 months, have you experienced any of the following when drinking alcohol? (only includes students who drank alcohol within the last 12 months)
Seriously considered suicide

	Cis Men		Cis Women		Trans/Gender Non-conforming		Total	
	Freq.	Pct.	Freq.	Pct.	Freq.	Pct.	Freq.	Pct.
1 No	95	99	440	98	16	89	555	97.4
2 Yes	1	1	11	2	2	11	15	2.6
Valid responses =	96	17	451	79	18	3	570	72.8

Invalid responses include no response.

29L) Within the last 12 months, have you experienced any of the following when drinking alcohol? (only includes students who drank alcohol within the last 12 months)
Needed medical help

	Cis Men		Cis Women		Trans/Gender Non-conforming		Total	
	Freq.	Pct.	Freq.	Pct.	Freq.	Pct.	Freq.	Pct.
1 No	96	100	447	100	18	100	566	99.6
2 Yes	0	0	2	0	0	0	2	0.4
Valid responses =	96	17	449	79	18	3	568	72.5

Invalid responses include no response.



AMERICAN COLLEGE HEALTH ASSOCIATION

American College Health Association-National College Health Assessment (ACHA-NCHA III)

Institutional Data Report - Spring 2022

American College Health Association

8455 Colesville Road, Suite 740

Silver Spring, MD 20910

(410) 859-1500

www.acha.org

UNIVERSITY OF NORTHERN IOWA

May 1, 2022

FREQUENCY REPORT

Number of Surveys (n) = 783 Web Surveys

30A) Within the last 30 days, did you drive after drinking any alcohol at all?

(only includes students who drank alcohol within the last 30 days AND drove a car within the last 30 days)

	Cis Men		Cis Women		Trans/Gender Non-conforming		Total	
	Freq.	Pct.	Freq.	Pct.	Freq.	Pct.	Freq.	Pct.
1 No	67	92	294	88	9	82	373	88.2
2 Yes	6	8	41	12	2	18	50	11.8
Valid responses =	73	17	335	79	11	3	423	54.0

Invalid responses include no response.

30B) Within the last 12 months, to what extent did your alcohol use affect your academic performance? (only includes students who drank alcohol within the last 12 months)

	Cis Men		Cis Women		Trans/Gender Non-conforming		Total	
	Freq.	Pct.	Freq.	Pct.	Freq.	Pct.	Freq.	Pct.
1 Alcohol use did not affect academic performance	94	98	440	97	18	100	557	97.4
2 Alcohol use negatively impacted performance in class	2	2	11	2	0	0	13	2.3
3 Alcohol use delayed progress towards degree	0	0	2	0	0	0	2	0.3
Valid responses =	96	17	453	79	18	3	572	73.1

Invalid responses include no response.

31A) Within the last 30 days, did you drive within 6 hours of using cannabis/marijuana?

(only includes students who used cannabis within the last 30 days AND drove a car within the last 30 days)

	Cis Men		Cis Women		Trans/Gender Non-conforming		Total	
	Freq.	Pct.	Freq.	Pct.	Freq.	Pct.	Freq.	Pct.
1 No	12	67	47	62	5	100	64	63.4
2 Yes	6	33	29	38	0	0	37	36.6
Valid responses =	18	18	76	75	5	5	101	12.9

Invalid responses include no response.

31B) Within the last 12 months, to what extent did your cannabis/marijuana use affect your academic performance?

(only includes students who used cannabis within the last 12 months)

	Cis Men		Cis Women		Trans/Gender Non-conforming		Total	
	Freq.	Pct.	Freq.	Pct.	Freq.	Pct.	Freq.	Pct.
1 Marijuana use did not affect academic performance	38	95	141	95	12	100	194	95.6
2 Marijuana use negatively impacted performance in class	1	3	7	5	0	0	8	3.9
3 Marijuana use delayed progress towards degree	1	3	0	0	0	0	1	0.5
Valid responses =	40	20	148	73	12	6	203	25.9

Invalid responses include no response.

32) Do you identify as a person in recovery from alcohol or other drug use?

	Cis Men		Cis Women		Trans/Gender Non-conforming		Total	
	Freq.	Pct.	Freq.	Pct.	Freq.	Pct.	Freq.	Pct.
1 No	98	99	466	99	16	89	587	98.7
2 Yes	1	1	5	1	2	11	8	1.3
Valid responses =	99	17	471	79	18	3	595	76.0

Invalid responses include no response.

The following text was displayed to students before this section:

As you answer questions in this section, please include only sexual experiences for which you gave consent and exclude any sexual contact for which you did not consent.

33A) When, if ever, was the last time you had:

Oral sex (oral/genital contact)?

	Cis Men		Cis Women		Trans/Gender Non-conforming		Total	
	Freq.	Pct.	Freq.	Pct.	Freq.	Pct.	Freq.	Pct.
1 Never	53	38	234	39	8	31	295	38.3
2 Within the last 2 weeks	41	29	196	33	10	39	251	32.6
3 More than 2 weeks but within 30 days	9	6	40	7	3	12	53	6.9
4 More than 30 days but within 3 months	11	8	47	8	2	8	62	8.1
5 More than 3 months but within 12 months	16	11	39	7	1	4	56	7.3
6 More than 12 months ago	10	7	40	7	2	8	53	6.9
Valid responses =	140	18	596	77	26	3	770	98.3

Invalid responses include no response.

33B) When, if ever, was the last time you had:

Vaginal intercourse (penis in vagina)?

	Cis Men		Cis Women		Trans/Gender Non-conforming		Total	
	Freq.	Pct.	Freq.	Pct.	Freq.	Pct.	Freq.	Pct.
1 Never	64	45	250	42	11	42	326	42.3
2 Within the last 2 weeks	47	33	214	36	8	31	273	35.5
3 More than 2 weeks but within 30 days	8	6	42	7	3	12	55	7.1
4 More than 30 days but within 3 months	5	4	37	6	1	4	43	5.6
5 More than 3 months but within 12 months	8	6	28	5	1	4	37	4.8
6 More than 12 months ago	10	7	23	4	2	8	36	4.7
Valid responses =	142	18	594	77	26	3	770	98.3

Invalid responses include no response.



AMERICAN COLLEGE HEALTH ASSOCIATION

American College Health Association-National College Health Assessment (ACHA-NCHA III)

Institutional Data Report - Spring 2022

American College Health Association

8455 Colesville Road, Suite 740

Silver Spring, MD 20910

(410) 859-1500

www.acha.org

UNIVERSITY OF NORTHERN IOWA

May 1, 2022

FREQUENCY REPORT

Number of Surveys (n) = 783 Web Surveys

33C) When, if ever, was the last time you had: Anal intercourse (penis in anus)?

	Cis Men		Cis Women		Trans/Gender Non-conforming		Total	
	Freq.	Pct.	Freq.	Pct.	Freq.	Pct.	Freq.	Pct.
1 Never	118	84	521	87	18	69	663	86.0
2 Within the last 2 weeks	7	5	11	2	0	0	18	2.3
3 More than 2 weeks but within 30 days	1	1	6	1	2	8	9	1.2
4 More than 30 days but within 3 months	1	1	11	2	0	0	13	1.7
5 More than 3 months but within 12 months	3	2	13	2	2	8	18	2.3
6 More than 12 months ago	10	7	35	6	4	15	50	6.5
Valid responses =	140	18	597	77	26	3	771	98.5

Invalid responses include no response.

34) Within the last 12 months, with how many partners have you had oral sex, vaginal intercourse, or anal intercourse? (only includes students that have had oral sex or vaginal/anal intercourse in the last 12 months)

	Cis Men		Cis Women		Trans/Gender Non-conforming		Total	
	Freq.	Pct.	Freq.	Pct.	Freq.	Pct.	Freq.	Pct.
0 0 Partners	1	1	0	0	0	0	1	0.2
1 1 Partner	54	66	240	69	9	53	309	68.2
2 2 Partners	14	17	50	14	2	12	66	14.6
3 3 Partners	2	2	30	9	4	24	36	7.9
4 4 Partners	2	2	7	2	0	0	9	2.0
5 5 Partners	1	1	5	1	1	6	7	1.5
6 6 Partners	3	4	6	2	0	0	9	2.0
7 7 Partners	1	1	3	1	0	0	4	0.9
8 8 to 10 Partners	4	5	4	1	0	0	8	1.8
9 11 or More Partners	0	0	3	1	1	6	4	0.9
Valid responses =	82	18	348	77	17	4	453	57.9

Invalid responses include no response.

	Mean	Median	Std Dev	Min	Max
Cis Men	1.95	1.00	1.99	0	10
Cis Women	1.79	1.00	1.9	1	20
Trans/Gender Non-conforming	4.71	1.00	11.73	1	50
Overall	1.92	1.00	2.94	0	50

35A) Within the last 12 months, did you have sexual partner(s) who were: (only includes students with 1 or more sexual partners in the last 12 months) Women or females

	Cis Men		Cis Women		Trans/Gender Non-conforming		Total	
	Freq.	Pct.	Freq.	Pct.	Freq.	Pct.	Freq.	Pct.
1 No	7	9	315	93	12	71	337	76.1
2 Yes	74	91	25	7	5	29	106	23.9
Valid responses =	81	18	340	77	17	4	443	56.6

Invalid responses include no response.

35B) Within the last 12 months, did you have sexual partner(s) who were: (only includes students with 1 or more sexual partners in the last 12 months) Men or males

	Cis Men		Cis Women		Trans/Gender Non-conforming		Total	
	Freq.	Pct.	Freq.	Pct.	Freq.	Pct.	Freq.	Pct.
1 No	73	91	13	4	3	20	91	20.4
2 Yes	7	9	333	96	12	80	355	79.6
Valid responses =	80	18	346	78	15	3	446	57.0

Invalid responses include no response.

35C) Within the last 12 months, did you have sexual partner(s) who were: (only includes students with 1 or more sexual partners in the last 12 months) Trans women

	Cis Men		Cis Women		Trans/Gender Non-conforming		Total	
	Freq.	Pct.	Freq.	Pct.	Freq.	Pct.	Freq.	Pct.
1 No	79	100	338	99	14	93	436	99.1
2 Yes	0	0	2	1	1	7	4	0.9
Valid responses =	79	18	340	77	15	3	440	56.2

Invalid responses include no response.

35D) Within the last 12 months, did you have sexual partner(s) who were: (only includes students with 1 or more sexual partners in the last 12 months) Trans men

	Cis Men		Cis Women		Trans/Gender Non-conforming		Total	
	Freq.	Pct.	Freq.	Pct.	Freq.	Pct.	Freq.	Pct.
1 No	79	100	338	100	11	73	433	99.1
2 Yes	0	0	0	0	4	27	4	0.9
Valid responses =	79	18	338	77	15	3	437	55.8

Invalid responses include no response.



AMERICAN COLLEGE HEALTH ASSOCIATION

American College Health Association-National College Health Assessment (ACHA-NCHA III)

Institutional Data Report - Spring 2022

American College Health Association

8455 Colesville Road, Suite 740

Silver Spring, MD 20910

(410) 859-1500

www.acha.org

UNIVERSITY OF NORTHERN IOWA

May 1, 2022

FREQUENCY REPORT

Number of Surveys (n) = 783 Web Surveys

35E) Within the last 12 months, did you have sexual partner(s) who were: (only includes students with 1 or more sexual partners in the last 12 months)

Genderqueer

	Cis Men		Cis Women		Trans/Gender Non-conforming		Total	
	Freq.	Pct.	Freq.	Pct.	Freq.	Pct.	Freq.	Pct.
1 No	75	96	337	100	11	73	428	98.2
2 Yes	3	4	1	0	4	27	8	1.8
Valid responses =	78	18	338	78	15	3	436	55.7

Invalid responses include no response.

35F) Within the last 12 months, did you have sexual partner(s) who were: (only includes students with 1 or more sexual partners in the last 12 months)

Person(s) with another identity

	Cis Men		Cis Women		Trans/Gender Non-conforming		Total	
	Freq.	Pct.	Freq.	Pct.	Freq.	Pct.	Freq.	Pct.
1 No	78	100	338	100	12	80	433	99.3
2 Yes	0	0	0	0	3	20	3	0.7
Valid responses =	78	18	338	78	15	3	436	55.7

Invalid responses include no response.

36A) Within the last 30 days, how often did you or your partner(s) use a condom or other protective barrier (for example: male condom, female condom, dam, or glove) during: (only includes students that have had oral sex within the last 30 days)

Oral sex (oral/genital contact)?

	Cis Men		Cis Women		Trans/Gender Non-conforming		Total	
	Freq.	Pct.	Freq.	Pct.	Freq.	Pct.	Freq.	Pct.
1 Never	46	92	211	89	12	92	272	89.5
2 Rarely	1	2	3	1	0	0	6	2.0
3 Sometimes	1	2	3	1	0	0	4	1.3
4 Most of the time	2	4	7	3	1	8	10	3.3
5 Always	0	0	12	5	0	0	12	3.9
Valid responses =	50	16	236	78	13	4	304	38.8

Invalid responses include no response.

36B) Within the last 30 days, how often did you or your partner(s) use a condom or other protective barrier (for example: male condom, female condom, dam, or glove) during: (only includes students that have had vaginal intercourse within the last 30 days)

Vaginal intercourse (penis in vagina)?

	Cis Men		Cis Women		Trans/Gender Non-conforming		Total	
	Freq.	Pct.	Freq.	Pct.	Freq.	Pct.	Freq.	Pct.
1 Never	15	27	95	37	5	46	118	36.0
2 Rarely	6	11	25	10	2	18	35	10.7
3 Sometimes	3	6	21	8	0	0	24	7.3
4 Most of the time	11	20	38	15	3	27	53	16.2
5 Always	20	36	77	30	1	9	98	29.9
Valid responses =	55	17	256	78	11	3	328	41.9

Invalid responses include no response.

36C) Within the last 30 days, how often did you or your partner(s) use a condom or other protective barrier (for example: male condom, female condom, dam, or glove) during: (only includes students that have had anal intercourse within the last 30 days)

Anal intercourse (penis in anus)?

	Cis Men		Cis Women		Trans/Gender Non-conforming		Total	
	Freq.	Pct.	Freq.	Pct.	Freq.	Pct.	Freq.	Pct.
1 Never	6	75	15	88	0	0	21	77.8
2 Rarely	1	13	0	0	1	50	2	7.4
3 Sometimes	1	13	0	0	0	0	1	3.7
4 Most of the time	0	0	0	0	1	50	1	3.7
5 Always	0	0	2	12	0	0	2	7.4
Valid responses =	8	30	17	63	2	7	27	3.4

Invalid responses include no response.

37) Did you or your partner use any method to prevent pregnancy the last time you had vaginal intercourse (penis in vagina)?

(only includes students that have had vaginal intercourse within the last 12 months)

	Cis Men		Cis Women		Trans/Gender Non-conforming		Total	
	Freq.	Pct.	Freq.	Pct.	Freq.	Pct.	Freq.	Pct.
1 Yes	60	88	292	91	12	92	368	90.2
2 No, not want prevent pregnancy	0	0	2	1	0	0	2	0.5
3 No, did not use any method	6	9	26	8	1	8	34	8.3
4 Don't know	2	3	1	0	0	0	4	1.0
Valid responses =	68	17	321	79	13	3	408	52.1

Invalid responses include no response.



38A) Please indicate which of the following method(s) you or your partner used to prevent pregnancy the last time you had vaginal intercourse. (Please select ALL that apply) (only includes students who used a method of pregnancy prevention the last time they had vaginal intercourse)

Birth control pills (monthly or extended cycle)

	Cis Men		Cis Women		Trans/Gender Non-conforming		Total	
	Freq.	Pct.	Freq.	Pct.	Freq.	Pct.	Freq.	Pct.
0 Not selected	24	40	136	47	6	50	168	45.7
1 Selected	36	60	156	53	6	50	200	54.3
Valid responses =	60	16	292	79	12	3	368	47.0

Invalid responses include no response.

38B) Please indicate which of the following method(s) you or your partner used to prevent pregnancy the last time you had vaginal intercourse. (Please select ALL that apply) (only includes students who used a method of pregnancy prevention the last time they had vaginal intercourse)

Birth control shots

	Cis Men		Cis Women		Trans/Gender Non-conforming		Total	
	Freq.	Pct.	Freq.	Pct.	Freq.	Pct.	Freq.	Pct.
0 Not selected	56	93	276	95	12	100	348	94.6
1 Selected	4	7	16	6	0	0	20	5.4
Valid responses =	60	16	292	79	12	3	368	47.0

Invalid responses include no response.

38C) Please indicate which of the following method(s) you or your partner used to prevent pregnancy the last time you had vaginal intercourse. (Please select ALL that apply) (only includes students who used a method of pregnancy prevention the last time they had vaginal intercourse)

Birth control implants

	Cis Men		Cis Women		Trans/Gender Non-conforming		Total	
	Freq.	Pct.	Freq.	Pct.	Freq.	Pct.	Freq.	Pct.
0 Not selected	51	85	258	88	12	100	323	87.8
1 Selected	9	15	34	12	0	0	45	12.2
Valid responses =	60	16	292	79	12	3	368	47.0

Invalid responses include no response.

38D) Please indicate which of the following method(s) you or your partner used to prevent pregnancy the last time you had vaginal intercourse. (Please select ALL that apply) (only includes students who used a method of pregnancy prevention the last time they had vaginal intercourse)

Birth control patch

	Cis Men		Cis Women		Trans/Gender Non-conforming		Total	
	Freq.	Pct.	Freq.	Pct.	Freq.	Pct.	Freq.	Pct.
0 Not selected	58	97	290	99	12	100	364	98.9
1 Selected	2	3	2	1	0	0	4	1.1
Valid responses =	60	16	292	79	12	3	368	47.0

Invalid responses include no response.

38E) Please indicate which of the following method(s) you or your partner used to prevent pregnancy the last time you had vaginal intercourse. (Please select ALL that apply) (only includes students who used a method of pregnancy prevention the last time they had vaginal intercourse)

The ring

	Cis Men		Cis Women		Trans/Gender Non-conforming		Total	
	Freq.	Pct.	Freq.	Pct.	Freq.	Pct.	Freq.	Pct.
0 Not selected	59	98	288	99	12	100	363	98.6
1 Selected	1	2	4	1	0	0	5	1.4
Valid responses =	60	16	292	79	12	3	368	47.0

Invalid responses include no response.

38F) Please indicate which of the following method(s) you or your partner used to prevent pregnancy the last time you had vaginal intercourse. (Please select ALL that apply) (only includes students who used a method of pregnancy prevention the last time they had vaginal intercourse)

Emergency contraception ("morning after pill" or "Plan B")

	Cis Men		Cis Women		Trans/Gender Non-conforming		Total	
	Freq.	Pct.	Freq.	Pct.	Freq.	Pct.	Freq.	Pct.
0 Not selected	58	97	280	96	10	83	352	95.7
1 Selected	2	3	12	4	2	17	16	4.3
Valid responses =	60	16	292	79	12	3	368	47.0

Invalid responses include no response.

38G) Please indicate which of the following method(s) you or your partner used to prevent pregnancy the last time you had vaginal intercourse. (Please select ALL that apply) (only includes students who used a method of pregnancy prevention the last time they had vaginal intercourse)

Intrauterine device (IUD)

	Cis Men		Cis Women		Trans/Gender Non-conforming		Total	
	Freq.	Pct.	Freq.	Pct.	Freq.	Pct.	Freq.	Pct.
0 Not selected	55	92	261	89	10	83	330	89.7
1 Selected	5	8	31	11	2	17	38	10.3
Valid responses =	60	16	292	79	12	3	368	47.0

Invalid responses include no response.



AMERICAN COLLEGE HEALTH ASSOCIATION

American College Health Association-National College Health Assessment (ACHA-NCHA III)

Institutional Data Report - Spring 2022

American College Health Association

8455 Colesville Road, Suite 740

Silver Spring, MD 20910

(410) 859-1500

www.acha.org

UNIVERSITY OF NORTHERN IOWA

May 1, 2022

FREQUENCY REPORT

Number of Surveys (n) = 783 Web Surveys

38H) Please indicate which of the following method(s) you or your partner used to prevent pregnancy the last time you had vaginal intercourse. (Please select ALL that apply) (only includes students who used a method of pregnancy prevention the last time they had vaginal intercourse)

Male (external) condom

	Cis Men		Cis Women		Trans/Gender Non-conforming		Total	
	Freq.	Pct.	Freq.	Pct.	Freq.	Pct.	Freq.	Pct.
0 Not selected	26	43	134	46	5	42	168	45.7
1 Selected	34	57	158	54	7	58	200	54.3
Valid responses =	60	16	292	79	12	3	368	47.0

Invalid responses include no response.

38I) Please indicate which of the following method(s) you or your partner used to prevent pregnancy the last time you had vaginal intercourse. (Please select ALL that apply) (only includes students who used a method of pregnancy prevention the last time they had vaginal intercourse)

Female (internal) condom

	Cis Men		Cis Women		Trans/Gender Non-conforming		Total	
	Freq.	Pct.	Freq.	Pct.	Freq.	Pct.	Freq.	Pct.
0 Not selected	60	100	291	100	10	83	365	99.2
1 Selected	0	0	1	0	2	17	3	0.8
Valid responses =	60	16	292	79	12	3	368	47.0

Invalid responses include no response.

38J) Please indicate which of the following method(s) you or your partner used to prevent pregnancy the last time you had vaginal intercourse. (Please select ALL that apply) (only includes students who used a method of pregnancy prevention the last time they had vaginal intercourse)

Diaphragm or cervical cap

	Cis Men		Cis Women		Trans/Gender Non-conforming		Total	
	Freq.	Pct.	Freq.	Pct.	Freq.	Pct.	Freq.	Pct.
0 Not selected	60	100	292	100	12	100	368	100.0
1 Selected	0	0	0	0	0	0	0	0.0
Valid responses =	60	16	292	79	12	3	368	47.0

Invalid responses include no response.

38K) Please indicate which of the following method(s) you or your partner used to prevent pregnancy the last time you had vaginal intercourse. (Please select ALL that apply) (only includes students who used a method of pregnancy prevention the last time they had vaginal intercourse)

Contraceptive sponge

	Cis Men		Cis Women		Trans/Gender Non-conforming		Total	
	Freq.	Pct.	Freq.	Pct.	Freq.	Pct.	Freq.	Pct.
0 Not selected	60	100	292	100	12	100	368	100.0
1 Selected	0	0	0	0	0	0	0	0.0
Valid responses =	60	16	292	79	12	3	368	47.0

Invalid responses include no response.

38L) Please indicate which of the following method(s) you or your partner used to prevent pregnancy the last time you had vaginal intercourse. (Please select ALL that apply) (only includes students who used a method of pregnancy prevention the last time they had vaginal intercourse)

Withdrawal

	Cis Men		Cis Women		Trans/Gender Non-conforming		Total	
	Freq.	Pct.	Freq.	Pct.	Freq.	Pct.	Freq.	Pct.
0 Not selected	39	65	203	70	6	50	250	67.9
1 Selected	21	35	89	31	6	50	118	32.1
Valid responses =	60	16	292	79	12	3	368	47.0

Invalid responses include no response.

38M) Please indicate which of the following method(s) you or your partner used to prevent pregnancy the last time you had vaginal intercourse. (Please select ALL that apply) (only includes students who used a method of pregnancy prevention the last time they had vaginal intercourse)

Fertility awareness (for example: calendar, mucous, and basal body temperature)

	Cis Men		Cis Women		Trans/Gender Non-conforming		Total	
	Freq.	Pct.	Freq.	Pct.	Freq.	Pct.	Freq.	Pct.
0 Not selected	57	95	279	96	8	67	348	94.6
1 Selected	3	5	13	5	4	33	20	5.4
Valid responses =	60	16	292	79	12	3	368	47.0

Invalid responses include no response.

38N) Please indicate which of the following method(s) you or your partner used to prevent pregnancy the last time you had vaginal intercourse. (Please select ALL that apply) (only includes students who used a method of pregnancy prevention the last time they had vaginal intercourse)

Sterilization (for example: hysterectomy, tubes tied, or vasectomy)

	Cis Men		Cis Women		Trans/Gender Non-conforming		Total	
	Freq.	Pct.	Freq.	Pct.	Freq.	Pct.	Freq.	Pct.
0 Not selected	60	100	291	100	12	100	367	99.7
1 Selected	0	0	1	0	0	0	1	0.3
Valid responses =	60	16	292	79	12	3	368	47.0

Invalid responses include no response.



AMERICAN COLLEGE HEALTH ASSOCIATION

American College Health Association-National College Health Assessment (ACHA-NCHA III)

Institutional Data Report - Spring 2022

American College Health Association

8455 Colesville Road, Suite 740

Silver Spring, MD 20910

(410) 859-1500

www.acha.org

UNIVERSITY OF NORTHERN IOWA

May 1, 2022

FREQUENCY REPORT

Number of Surveys (n) = 783 Web Surveys

38O) Please indicate which of the following method(s) you or your partner used to prevent pregnancy the last time you had vaginal intercourse. (Please select ALL that apply) (only includes students who used a method of pregnancy prevention the last time they had vaginal intercourse)

Don't know

	Cis Men		Cis Women		Trans/Gender Non-conforming		Total	
	Freq.	Pct.	Freq.	Pct.	Freq.	Pct.	Freq.	Pct.
0 Not selected	60	100	292	100	11	92	367	99.7
1 Selected	0	0	0	0	1	8	1	0.3
Valid responses =	60	16	292	79	12	3	368	47.0

Invalid responses include no response.

38P) Please indicate which of the following method(s) you or your partner used to prevent pregnancy the last time you had vaginal intercourse. (Please select ALL that apply) (only includes students who used a method of pregnancy prevention the last time they had vaginal intercourse)

Other method

	Cis Men		Cis Women		Trans/Gender Non-conforming		Total	
	Freq.	Pct.	Freq.	Pct.	Freq.	Pct.	Freq.	Pct.
0 Not selected	59	98	292	100	11	92	366	99.5
1 Selected	1	2	0	0	1	8	2	0.5
Valid responses =	60	16	292	79	12	3	368	47.0

Invalid responses include no response.

39) Within the last 12 months, have you or your partner(s) used emergency contraception ("morning after pill" or "Plan B")? (only includes students that have had vaginal intercourse within the last 12 months)

	Cis Men		Cis Women		Trans/Gender Non-conforming		Total	
	Freq.	Pct.	Freq.	Pct.	Freq.	Pct.	Freq.	Pct.
1 No	55	81	258	81	7	54	326	80.1
2 Yes	9	13	59	18	5	39	73	17.9
3 Don't know	2	3	0	0	0	0	2	0.5
4 Not applicable	2	3	3	1	1	8	6	1.5
Valid responses =	68	17	320	79	13	3	407	52.0

Invalid responses include no response.

40) Within the last 12 months, have you or your partner(s) become pregnant? (only includes students that have had vaginal intercourse within the last 12 months)

	Cis Men		Cis Women		Trans/Gender Non-conforming		Total	
	Freq.	Pct.	Freq.	Pct.	Freq.	Pct.	Freq.	Pct.
1 No	67	99	317	99	13	100	403	98.8
2 Yes, unintentionally	1	2	2	1	0	0	3	0.7
3 Yes, intentionally	0	0	2	1	0	0	2	0.5
4 Don't know	0	0	0	0	0	0	0	0.0
Valid responses =	68	17	321	79	13	3	408	52.1

Invalid responses include no response.

41A) Below are 8 statements with which you may agree or disagree.

Using the scale below, indicate your agreement with each item by indicating that response for each statement.

I lead a purposeful and meaningful life.

	Cis Men		Cis Women		Trans/Gender Non-conforming		Total	
	Freq.	Pct.	Freq.	Pct.	Freq.	Pct.	Freq.	Pct.
1 Strongly disagree	3	2	6	1	0	0	9	1.2
2 Disagree	3	2	15	3	2	8	20	2.6
3 Slightly disagree	10	7	32	5	4	15	46	5.9
4 Neither agree nor disagree	10	7	58	10	4	15	72	9.2
5 Slightly agree	29	20	132	22	6	23	170	21.8
6 Agree	59	41	243	40	8	31	313	40.1
7 Strongly agree	29	20	119	20	2	8	151	19.3
Valid responses =	143	18	605	77	26	3	781	99.7

Invalid responses include no response.

41B) Below are 8 statements with which you may agree or disagree.

Using the scale below, indicate your agreement with each item by indicating that response for each statement.

My social relationships are supportive and rewarding.

	Cis Men		Cis Women		Trans/Gender Non-conforming		Total	
	Freq.	Pct.	Freq.	Pct.	Freq.	Pct.	Freq.	Pct.
1 Strongly disagree	1	1	7	1	0	0	8	1.0
2 Disagree	1	1	13	2	0	0	14	1.8
3 Slightly disagree	7	5	14	2	1	4	22	2.8
4 Neither agree nor disagree	14	10	51	8	4	15	70	9.0
5 Slightly agree	33	23	132	22	5	19	171	21.9
6 Agree	50	35	234	39	12	46	300	38.5
7 Strongly agree	36	25	154	26	4	15	195	25.0
Valid responses =	142	18	605	78	26	3	780	99.6

Invalid responses include no response.



AMERICAN COLLEGE HEALTH ASSOCIATION

American College Health Association-National College Health Assessment (ACHA-NCHA III)

Institutional Data Report - Spring 2022

American College Health Association

8455 Colesville Road, Suite 740

Silver Spring, MD 20910

(410) 859-1500

www.acha.org

UNIVERSITY OF NORTHERN IOWA

May 1, 2022

FREQUENCY REPORT

Number of Surveys (n) = 783 Web Surveys

41C) Below are 8 statements with which you may agree or disagree.

Using the scale below, indicate your agreement with each item by indicating that response for each statement.

I am engaged and interested in my daily activities.

	Cis Men		Cis Women		Trans/Gender Non-conforming		Total	
	Freq.	Pct.	Freq.	Pct.	Freq.	Pct.	Freq.	Pct.
1 Strongly disagree	3	2	6	1	0	0	9	1.2
2 Disagree	2	1	19	3	1	4	22	2.8
3 Slightly disagree	11	8	45	7	5	19	62	7.9
4 Neither agree nor disagree	7	5	66	11	4	15	77	9.9
5 Slightly agree	43	30	157	26	9	35	211	27.0
6 Agree	52	36	214	35	7	27	276	35.3
7 Strongly agree	25	18	98	16	0	0	124	15.9
Valid responses =	143	18	605	77	26	3	781	99.7

Invalid responses include no response.

41D) Below are 8 statements with which you may agree or disagree.

Using the scale below, indicate your agreement with each item by indicating that response for each statement.

I actively contribute to the happiness and well-being of others.

	Cis Men		Cis Women		Trans/Gender Non-conforming		Total	
	Freq.	Pct.	Freq.	Pct.	Freq.	Pct.	Freq.	Pct.
1 Strongly disagree	1	1	4	1	0	0	5	0.6
2 Disagree	1	1	5	1	1	4	7	0.9
3 Slightly disagree	3	2	16	3	1	4	20	2.6
4 Neither agree nor disagree	12	8	54	9	3	12	70	9.0
5 Slightly agree	34	24	121	20	8	31	164	21.0
6 Agree	58	41	274	45	10	39	344	44.1
7 Strongly agree	34	24	130	22	3	12	170	21.8
Valid responses =	143	18	604	77	26	3	780	99.6

Invalid responses include no response.

41E) Below are 8 statements with which you may agree or disagree.

Using the scale below, indicate your agreement with each item by indicating that response for each statement.

I am competent and capable in the activities that are important to me.

	Cis Men		Cis Women		Trans/Gender Non-conforming		Total	
	Freq.	Pct.	Freq.	Pct.	Freq.	Pct.	Freq.	Pct.
1 Strongly disagree	0	0	6	1	0	0	6	0.8
2 Disagree	1	1	6	1	1	4	8	1.0
3 Slightly disagree	4	3	15	3	1	4	21	2.7
4 Neither agree nor disagree	6	4	33	6	2	8	41	5.2
5 Slightly agree	22	15	99	16	6	23	128	16.4
6 Agree	71	50	290	48	8	31	374	47.9
7 Strongly agree	39	27	156	26	8	31	203	26.0
Valid responses =	143	18	605	77	26	3	781	99.7

Invalid responses include no response.

41F) Below are 8 statements with which you may agree or disagree.

Using the scale below, indicate your agreement with each item by indicating that response for each statement.

I am a good person and live a good life.

	Cis Men		Cis Women		Trans/Gender Non-conforming		Total	
	Freq.	Pct.	Freq.	Pct.	Freq.	Pct.	Freq.	Pct.
1 Strongly disagree	0	0	5	1	0	0	5	0.6
2 Disagree	2	1	8	1	1	4	11	1.4
3 Slightly disagree	3	2	16	3	0	0	19	2.4
4 Neither agree nor disagree	7	5	47	8	3	12	57	7.3
5 Slightly agree	27	19	96	16	12	46	137	17.5
6 Agree	62	43	267	44	6	23	338	43.3
7 Strongly agree	42	29	166	27	4	15	214	27.4
Valid responses =	143	18	605	77	26	3	781	99.7

Invalid responses include no response.

41G) Below are 8 statements with which you may agree or disagree.

Using the scale below, indicate your agreement with each item by indicating that response for each statement.

I am optimistic about my future.

	Cis Men		Cis Women		Trans/Gender Non-conforming		Total	
	Freq.	Pct.	Freq.	Pct.	Freq.	Pct.	Freq.	Pct.
1 Strongly disagree	4	3	11	2	1	4	16	2.1
2 Disagree	2	1	19	3	1	4	22	2.8
3 Slightly disagree	9	6	31	5	4	15	44	5.6
4 Neither agree nor disagree	19	13	47	8	4	15	72	9.2
5 Slightly agree	28	20	129	21	8	31	167	21.4
6 Agree	39	27	223	37	7	27	271	34.7
7 Strongly agree	42	29	144	24	1	4	188	24.1
Valid responses =	143	18	604	77	26	3	780	99.6

Invalid responses include no response.



AMERICAN COLLEGE HEALTH ASSOCIATION

American College Health Association-National College Health Assessment (ACHA-NCHA III)

Institutional Data Report - Spring 2022

American College Health Association

8455 Colesville Road, Suite 740

Silver Spring, MD 20910

(410) 859-1500

www.acha.org

UNIVERSITY OF NORTHERN IOWA

May 1, 2022

FREQUENCY REPORT

Number of Surveys (n) = 783 Web Surveys

41H) Below are 8 statements with which you may agree or disagree.

Using the scale below, indicate your agreement with each item by indicating that response for each statement.

People respect me.

	Cis Men		Cis Women		Trans/Gender Non-conforming		Total	
	Freq.	Pct.	Freq.	Pct.	Freq.	Pct.	Freq.	Pct.
1 Strongly disagree	1	1	4	1	0	0	5	0.6
2 Disagree	2	1	15	3	1	4	18	2.3
3 Slightly disagree	4	3	26	4	2	8	33	4.2
4 Neither agree nor disagree	16	11	56	9	7	27	81	10.4
5 Slightly agree	28	20	132	22	4	15	166	21.3
6 Agree	58	41	260	43	11	42	331	42.5
7 Strongly agree	34	24	110	18	1	4	145	18.6
Valid responses =	143	18	603	77	26	3	779	99.5

Invalid responses include no response.

42A) Please indicate how much you agree with the following statements as they apply to you over the last month

If a particular situation has not occurred recently, answer according to how you think you would have felt.

I am able to adapt when changes occur.¹

	Cis Men		Cis Women		Trans/Gender Non-conforming		Total	
	Freq.	Pct.	Freq.	Pct.	Freq.	Pct.	Freq.	Pct.
0 Not at all true	0	0	1	0	0	0	1	0.1
1 Rarely true	6	4	17	3	0	0	24	3.1
2 Sometimes true	26	18	155	26	7	27	190	24.3
3 Often true	67	47	274	45	13	50	356	45.6
4 True nearly all the time	44	31	158	26	6	23	210	26.9
Valid responses =	143	18	605	77	26	3	781	99.7

Invalid responses include no response.

42B) Please indicate how much you agree with the following statements as they apply to you over the last month

If a particular situation has not occurred recently, answer according to how you think you would have felt.

I tend to bounce back after illness, injury, or other hardships.¹

	Cis Men		Cis Women		Trans/Gender Non-conforming		Total	
	Freq.	Pct.	Freq.	Pct.	Freq.	Pct.	Freq.	Pct.
0 Not at all true	1	1	2	0	0	0	3	0.4
1 Rarely true	4	3	22	4	0	0	27	3.5
2 Sometimes true	27	19	149	25	7	27	184	23.6
3 Often true	57	40	259	43	14	54	332	42.5
4 True nearly all the time	54	38	173	29	5	19	235	30.1
Valid responses =	143	18	605	77	26	3	781	99.7

Invalid responses include no response.

43) If in the future you were having a personal problem that was really bothering you, would you consider seeking help from a mental health professional?

	Cis Men		Cis Women		Trans/Gender Non-conforming		Total	
	Freq.	Pct.	Freq.	Pct.	Freq.	Pct.	Freq.	Pct.
1 No	45	32	109	18	2	8	158	20.3
2 Yes	97	68	493	82	24	92	619	79.7
Valid responses =	142	18	602	77	26	3	777	99.2

Invalid responses include no response.

44A) The next 6 questions ask about how you have been feeling during the past 30 days.

For each question, please select the response that best describes how often you had this feeling.

During the past 30 days, about how often did you feel nervous?

	Cis Men		Cis Women		Trans/Gender Non-conforming		Total	
	Freq.	Pct.	Freq.	Pct.	Freq.	Pct.	Freq.	Pct.
0 None of the time	12	8	30	5	0	0	42	5.4
1 A little of the time	47	33	104	17	2	8	153	19.6
2 Some of the time	49	34	240	40	12	46	305	39.2
3 Most of the time	30	21	148	25	9	35	189	24.3
4 All of the time	5	4	81	13	3	12	90	11.6
Valid responses =	143	18	603	77	26	3	779	99.5

Invalid responses include no response.

44B) The next 6 questions ask about how you have been feeling during the past 30 days.

For each question, please select the response that best describes how often you had this feeling.

During the past 30 days, about how often did you feel hopeless?

	Cis Men		Cis Women		Trans/Gender Non-conforming		Total	
	Freq.	Pct.	Freq.	Pct.	Freq.	Pct.	Freq.	Pct.
0 None of the time	66	46	222	37	4	15	293	37.7
1 A little of the time	32	22	167	28	8	31	209	26.9
2 Some of the time	35	25	158	26	7	27	203	26.1
3 Most of the time	10	7	39	7	6	23	55	7.1
4 All of the time	0	0	15	3	1	4	17	2.2
Valid responses =	143	18	601	77	26	3	777	99.2



AMERICAN COLLEGE HEALTH ASSOCIATION

American College Health Association-National College Health Assessment (ACHA-NCHA III)

Institutional Data Report - Spring 2022

American College Health Association

8455 Colesville Road, Suite 740

Silver Spring, MD 20910

(410) 859-1500

www.acha.org

UNIVERSITY OF NORTHERN IOWA

May 1, 2022

FREQUENCY REPORT

Number of Surveys (n) = 783 Web Surveys

Invalid responses include no response.

44C) The next 6 questions ask about how you have been feeling during the past 30 days.

For each question, please select the response that best describes how often you had this feeling.

During the past 30 days, about how often did you feel restless or fidgety?

	Cis Men		Cis Women		Trans/Gender Non-conforming		Total	
	Freq.	Pct.	Freq.	Pct.	Freq.	Pct.	Freq.	Pct.
0 None of the time	33	23	89	15	0	0	122	15.7
1 A little of the time	39	28	136	23	2	8	178	22.9
2 Some of the time	38	27	185	31	8	31	233	30.0
3 Most of the time	24	17	134	22	11	42	172	22.2
4 All of the time	8	6	57	10	5	19	71	9.1
Valid responses =	142	18	601	77	26	3	776	99.1

Invalid responses include no response.

44D) The next 6 questions ask about how you have been feeling during the past 30 days.

For each question, please select the response that best describes how often you had this feeling.

During the past 30 days, about how often did you feel so sad nothing could cheer you up?

	Cis Men		Cis Women		Trans/Gender Non-conforming		Total	
	Freq.	Pct.	Freq.	Pct.	Freq.	Pct.	Freq.	Pct.
0 None of the time	74	53	243	40	5	19	323	41.6
1 A little of the time	38	27	186	31	12	46	238	30.7
2 Some of the time	19	14	129	21	5	19	156	20.1
3 Most of the time	10	7	33	6	4	15	47	6.1
4 All of the time	0	0	11	2	0	0	12	1.5
Valid responses =	141	18	602	78	26	3	776	99.1

Invalid responses include no response.

44E) The next 6 questions ask about how you have been feeling during the past 30 days.

For each question, please select the response that best describes how often you had this feeling.

During the past 30 days, about how often did you feel that everything was an effort?

	Cis Men		Cis Women		Trans/Gender Non-conforming		Total	
	Freq.	Pct.	Freq.	Pct.	Freq.	Pct.	Freq.	Pct.
0 None of the time	45	32	142	24	2	8	189	24.3
1 A little of the time	39	27	182	30	6	23	229	29.4
2 Some of the time	39	27	158	26	4	15	203	26.1
3 Most of the time	14	10	82	14	9	35	107	13.7
4 All of the time	6	4	39	7	5	19	51	6.5
Valid responses =	143	18	603	77	26	3	779	99.5

Invalid responses include no response.

44F) The next 6 questions ask about how you have been feeling during the past 30 days.

For each question, please select the response that best describes how often you had this feeling.

During the past 30 days, about how often did you feel worthless?

	Cis Men		Cis Women		Trans/Gender Non-conforming		Total	
	Freq.	Pct.	Freq.	Pct.	Freq.	Pct.	Freq.	Pct.
0 None of the time	86	61	281	47	7	27	376	48.3
1 A little of the time	20	14	151	25	7	27	180	23.1
2 Some of the time	29	20	108	18	6	23	145	18.6
3 Most of the time	5	4	40	7	5	19	50	6.4
4 All of the time	2	1	23	4	1	4	27	3.5
Valid responses =	142	18	603	78	26	3	778	99.4

Invalid responses include no response.

45A) Indicate how often each of the statements below is descriptive of you.

How often do you feel that you lack companionship?

	Cis Men		Cis Women		Trans/Gender Non-conforming		Total	
	Freq.	Pct.	Freq.	Pct.	Freq.	Pct.	Freq.	Pct.
1 Hardly ever	59	41	219	36	5	19	285	36.5
2 Some of the time	55	39	293	48	15	58	366	46.9
3 Often	29	20	93	15	6	23	130	16.6
Valid responses =	143	18	605	77	26	3	781	99.7

Invalid responses include no response.

45B) Indicate how often each of the statements below is descriptive of you.

How often do you feel left out?

	Cis Men		Cis Women		Trans/Gender Non-conforming		Total	
	Freq.	Pct.	Freq.	Pct.	Freq.	Pct.	Freq.	Pct.
1 Hardly ever	62	43	182	30	4	15	249	31.9
2 Some of the time	58	41	313	52	15	58	388	49.7
3 Often	23	16	110	18	7	27	144	18.4
Valid responses =	143	18	605	77	26	3	781	99.7

Invalid responses include no response.



AMERICAN COLLEGE HEALTH ASSOCIATION

American College Health Association-National College Health Assessment (ACHA-NCHA III)

Institutional Data Report - Spring 2022

American College Health Association

8455 Colesville Road, Suite 740

Silver Spring, MD 20910

(410) 859-1500

www.acha.org

UNIVERSITY OF NORTHERN IOWA

May 1, 2022

FREQUENCY REPORT

Number of Surveys (n) = 783 Web Surveys

45C) Indicate how often each of the statements below is descriptive of you.
How often do you feel isolated from others?

	Cis Men		Cis Women		Trans/Gender Non-conforming		Total	
	Freq.	Pct.	Freq.	Pct.	Freq.	Pct.	Freq.	Pct.
1 Hardly ever	51	36	224	37	2	8	278	35.6
2 Some of the time	63	44	267	44	11	42	344	44.0
3 Often	29	20	114	19	13	50	159	20.4
Valid responses =	143	18	605	77	26	3	781	99.7

Invalid responses include no response.

46) Within the last 12 months, how often have you intentionally cut, burned, bruised, or otherwise injured yourself?

	Cis Men		Cis Women		Trans/Gender Non-conforming		Total	
	Freq.	Pct.	Freq.	Pct.	Freq.	Pct.	Freq.	Pct.
1 Never	135	94	532	89	14	54	686	88.3
2 Once or twice	6	4	48	8	10	39	66	8.5
3 Monthly	1	1	10	2	0	0	11	1.4
4 Weekly	1	1	9	2	1	4	11	1.4
5 Daily or almost daily	0	0	2	0	1	4	3	0.4
Valid responses =	143	18	601	77	26	3	777	99.2

Invalid responses include no response.

47A1) Within the last 12 months, have you had problems or challenges with any the following?
Academics

	Cis Men		Cis Women		Trans/Gender Non-conforming		Total	
	Freq.	Pct.	Freq.	Pct.	Freq.	Pct.	Freq.	Pct.
1 No	106	74	345	57	10	39	463	59.4
2 Yes	37	26	259	43	16	62	317	40.6
Valid responses =	143	18	604	77	26	3	780	99.6

Invalid responses include no response.

47A2) Within the last 12 months, have you had problems or challenges with any the following?
Career

	Cis Men		Cis Women		Trans/Gender Non-conforming		Total	
	Freq.	Pct.	Freq.	Pct.	Freq.	Pct.	Freq.	Pct.
1 No	122	85	436	72	13	50	574	73.6
2 Yes	21	15	168	28	13	50	206	26.4
Valid responses =	143	18	604	77	26	3	780	99.6

Invalid responses include no response.

47A3) Within the last 12 months, have you had problems or challenges with any the following?
Finances

	Cis Men		Cis Women		Trans/Gender Non-conforming		Total	
	Freq.	Pct.	Freq.	Pct.	Freq.	Pct.	Freq.	Pct.
1 No	102	71	296	49	6	23	405	51.9
2 Yes	41	29	309	51	20	77	376	48.1
Valid responses =	143	18	605	77	26	3	781	99.7

Invalid responses include no response.

47A4) Within the last 12 months, have you had problems or challenges with any the following?
Procrastination

	Cis Men		Cis Women		Trans/Gender Non-conforming		Total	
	Freq.	Pct.	Freq.	Pct.	Freq.	Pct.	Freq.	Pct.
1 No	54	38	158	26	3	12	215	27.6
2 Yes	89	62	445	74	23	89	564	72.4
Valid responses =	143	18	603	77	26	3	779	99.5

Invalid responses include no response.

47A5) Within the last 12 months, have you had problems or challenges with any the following?
Faculty

	Cis Men		Cis Women		Trans/Gender Non-conforming		Total	
	Freq.	Pct.	Freq.	Pct.	Freq.	Pct.	Freq.	Pct.
1 No	136	96	532	88	21	81	696	89.2
2 Yes	6	4	73	12	5	19	84	10.8
Valid responses =	142	18	605	78	26	3	780	99.6

Invalid responses include no response.



47A6) Within the last 12 months, have you had problems or challenges with any the following?

Family

	Cis Men		Cis Women		Trans/Gender Non-conforming		Total	
	Freq.	Pct.	Freq.	Pct.	Freq.	Pct.	Freq.	Pct.
1 No	110	78	378	63	9	35	500	64.3
2 Yes	32	23	225	37	17	65	278	35.7
Valid responses =	142	18	603	78	26	3	778	99.4

Invalid responses include no response.

47A7) Within the last 12 months, have you had problems or challenges with any the following?

Intimate relationships

	Cis Men		Cis Women		Trans/Gender Non-conforming		Total	
	Freq.	Pct.	Freq.	Pct.	Freq.	Pct.	Freq.	Pct.
1 No	96	67	391	65	11	42	502	64.3
2 Yes	47	33	214	35	15	58	279	35.7
Valid responses =	143	18	605	77	26	3	781	99.7

Invalid responses include no response.

47A8) Within the last 12 months, have you had problems or challenges with any the following?

Roommate/housemate

	Cis Men		Cis Women		Trans/Gender Non-conforming		Total	
	Freq.	Pct.	Freq.	Pct.	Freq.	Pct.	Freq.	Pct.
1 No	107	75	380	63	12	46	503	64.6
2 Yes	36	25	223	37	14	54	276	35.4
Valid responses =	143	18	603	77	26	3	779	99.5

Invalid responses include no response.

47A9) Within the last 12 months, have you had problems or challenges with any the following?

Peers

	Cis Men		Cis Women		Trans/Gender Non-conforming		Total	
	Freq.	Pct.	Freq.	Pct.	Freq.	Pct.	Freq.	Pct.
1 No	118	83	467	77	15	60	604	77.6
2 Yes	25	18	136	23	10	40	174	22.4
Valid responses =	143	18	603	78	25	3	778	99.4

Invalid responses include no response.

47A10) Within the last 12 months, have you had problems or challenges with any the following?

Personal appearance

	Cis Men		Cis Women		Trans/Gender Non-conforming		Total	
	Freq.	Pct.	Freq.	Pct.	Freq.	Pct.	Freq.	Pct.
1 No	99	69	242	40	9	35	353	45.3
2 Yes	44	31	362	60	17	65	427	54.7
Valid responses =	143	18	604	77	26	3	780	99.6

Invalid responses include no response.

47A11) Within the last 12 months, have you had problems or challenges with any the following?

Health of someone close to me

	Cis Men		Cis Women		Trans/Gender Non-conforming		Total	
	Freq.	Pct.	Freq.	Pct.	Freq.	Pct.	Freq.	Pct.
1 No	106	74	361	60	15	58	485	62.2
2 Yes	37	26	243	40	11	42	295	37.8
Valid responses =	143	18	604	77	26	3	780	99.6

Invalid responses include no response.

47A12) Within the last 12 months, have you had problems or challenges with any the following?

Death of a family member, friend, or someone close to me

	Cis Men		Cis Women		Trans/Gender Non-conforming		Total	
	Freq.	Pct.	Freq.	Pct.	Freq.	Pct.	Freq.	Pct.
1 No	115	80	424	70	18	69	560	71.7
2 Yes	28	20	181	30	8	31	221	28.3
Valid responses =	143	18	605	77	26	3	781	99.7

Invalid responses include no response.

47A13) Within the last 12 months, have you had problems or challenges with any the following?

Bullying (for example: making threats, spreading rumors, physical or verbal attacks, or excluding someone from a group)

	Cis Men		Cis Women		Trans/Gender Non-conforming		Total	
	Freq.	Pct.	Freq.	Pct.	Freq.	Pct.	Freq.	Pct.
1 No	137	96	572	95	23	89	738	94.5
2 Yes	6	4	33	6	3	12	43	5.5
Valid responses =	143	18	605	77	26	3	781	99.7

Invalid responses include no response.



AMERICAN COLLEGE HEALTH ASSOCIATION

American College Health Association-National College Health Assessment (ACHA-NCHA III)

Institutional Data Report - Spring 2022

American College Health Association

8455 Colesville Road, Suite 740

Silver Spring, MD 20910

(410) 859-1500

www.acha.org

UNIVERSITY OF NORTHERN IOWA

May 1, 2022

FREQUENCY REPORT

Number of Surveys (n) = 783 Web Surveys

**47A14) Within the last 12 months, have you had problems or challenges with any the following?
Cyberbullying (use of technology to harass, threaten, embarrass, or target another person)**

	Cis Men		Cis Women		Trans/Gender Non-conforming		Total	
	Freq.	Pct.	Freq.	Pct.	Freq.	Pct.	Freq.	Pct.
1 No	138	97	586	97	25	96	756	96.9
2 Yes	5	4	18	3	1	4	24	3.1
Valid responses =	143	18	604	77	26	3	780	99.6

Invalid responses include no response.

**47A15) Within the last 12 months, have you had problems or challenges with any the following?
Hazing (rituals, challenges, and other activities involving harassment, abuse, embarrassment, ridicule, or humiliation used as a way of initiating a person into a group)**

	Cis Men		Cis Women		Trans/Gender Non-conforming		Total	
	Freq.	Pct.	Freq.	Pct.	Freq.	Pct.	Freq.	Pct.
1 No	141	99	598	99	26	100	772	99.2
2 Yes	1	1	5	1	0	0	6	0.8
Valid responses =	142	18	603	78	26	3	778	99.4

Invalid responses include no response.

**47A16) Within the last 12 months, have you had problems or challenges with any the following?
Microaggression (a subtle but offensive comment or action directed at a minority or other non-dominant group, whether intentional or unintentional, that reinforces a stereotype)**

	Cis Men		Cis Women		Trans/Gender Non-conforming		Total	
	Freq.	Pct.	Freq.	Pct.	Freq.	Pct.	Freq.	Pct.
1 No	130	91	534	89	12	46	680	87.3
2 Yes	13	9	69	11	14	54	99	12.7
Valid responses =	143	18	603	77	26	3	779	99.5

Invalid responses include no response.

**47A17) Within the last 12 months, have you had problems or challenges with any the following?
Sexual Harassment (unwelcomed sexual advances, requests for sexual favors, and other verbal or physical conduct of a sexual nature)**

	Cis Men		Cis Women		Trans/Gender Non-conforming		Total	
	Freq.	Pct.	Freq.	Pct.	Freq.	Pct.	Freq.	Pct.
1 No	141	99	542	90	18	69	706	90.5
2 Yes	1	1	63	10	8	31	74	9.5
Valid responses =	142	18	605	78	26	3	780	99.6

Invalid responses include no response.

**47A18) Within the last 12 months, have you had problems or challenges with any the following?
Discrimination (the unjust or prejudicial treatment of a person based on the group, class, or category to which the person is perceived to belong)**

	Cis Men		Cis Women		Trans/Gender Non-conforming		Total	
	Freq.	Pct.	Freq.	Pct.	Freq.	Pct.	Freq.	Pct.
1 No	132	92	569	94	21	81	728	93.5
2 Yes	11	8	34	6	5	19	51	6.5
Valid responses =	143	18	603	77	26	3	779	99.5

Invalid responses include no response.

**47B1) Within the last 12 months, to what extent did the following issue(s) cause you distress?
(only includes students that had problems or challenges with this issue within the last 12 months)**

Academics

	Cis Men		Cis Women		Trans/Gender Non-conforming		Total	
	Freq.	Pct.	Freq.	Pct.	Freq.	Pct.	Freq.	Pct.
1 No Distress	1	3	2	1	0	0	3	1.0
2 Minimal Distress	7	19	26	10	3	19	36	11.4
3 Moderate Distress	18	49	107	42	5	31	133	42.2
4 High Distress	11	30	122	48	8	50	143	45.4
Valid responses =	37	12	257	82	16	5	315	40.2

Invalid responses include no response.

**47B2) Within the last 12 months, to what extent did the following issue(s) cause you distress?
(only includes students that had problems or challenges with this issue within the last 12 months)**

Career

	Cis Men		Cis Women		Trans/Gender Non-conforming		Total	
	Freq.	Pct.	Freq.	Pct.	Freq.	Pct.	Freq.	Pct.
1 No Distress	1	5	2	1	0	0	3	1.5
2 Minimal Distress	6	29	37	22	1	8	45	22.0
3 Moderate Distress	10	48	79	47	9	69	99	48.3
4 High Distress	4	19	49	29	3	23	58	28.3
Valid responses =	21	10	167	81	13	6	205	26.2

Invalid responses include no response.



47B3) Within the last 12 months, to what extent did the following issue(s) cause you distress?

(only includes students that had problems or challenges with this issue within the last 12 months)

Finances

	Cis Men		Cis Women		Trans/Gender Non-conforming		Total	
	Freq.	Pct.	Freq.	Pct.	Freq.	Pct.	Freq.	Pct.
1 No Distress	1	2	4	1	0	0	5	1.3
2 Minimal Distress	14	34	47	15	1	5	65	17.4
3 Moderate Distress	16	39	143	47	11	55	172	46.0
4 High Distress	10	24	113	37	8	40	132	35.3
Valid responses =	41	11	307	82	20	5	374	47.8

Invalid responses include no response.

47B4) Within the last 12 months, to what extent did the following issue(s) cause you distress?

(only includes students that had problems or challenges with this issue within the last 12 months)

Procrastination

	Cis Men		Cis Women		Trans/Gender Non-conforming		Total	
	Freq.	Pct.	Freq.	Pct.	Freq.	Pct.	Freq.	Pct.
1 No Distress	5	6	11	3	0	0	16	2.8
2 Minimal Distress	35	39	146	33	7	30	189	33.6
3 Moderate Distress	34	38	188	42	7	30	232	41.2
4 High Distress	15	17	99	22	9	39	126	22.4
Valid responses =	89	16	444	79	23	4	563	71.9

Invalid responses include no response.

47B5) Within the last 12 months, to what extent did the following issue(s) cause you distress?

(only includes students that had problems or challenges with this issue within the last 12 months)

Faculty

	Cis Men		Cis Women		Trans/Gender Non-conforming		Total	
	Freq.	Pct.	Freq.	Pct.	Freq.	Pct.	Freq.	Pct.
1 No Distress	0	0	3	4	1	20	4	4.8
2 Minimal Distress	3	50	31	43	1	20	35	41.7
3 Moderate Distress	3	50	28	38	2	40	33	39.3
4 High Distress	0	0	11	15	1	20	12	14.3
Valid responses =	6	7	73	87	5	6	84	10.7

Invalid responses include no response.

47B6) Within the last 12 months, to what extent did the following issue(s) cause you distress?

(only includes students that had problems or challenges with this issue within the last 12 months)

Family

	Cis Men		Cis Women		Trans/Gender Non-conforming		Total	
	Freq.	Pct.	Freq.	Pct.	Freq.	Pct.	Freq.	Pct.
1 No Distress	1	3	5	2	0	0	6	2.2
2 Minimal Distress	13	41	67	31	9	53	89	32.6
3 Moderate Distress	11	34	86	39	4	24	104	38.1
4 High Distress	7	22	62	28	4	24	74	27.1
Valid responses =	32	12	220	81	17	6	273	34.9

Invalid responses include no response.

47B7) Within the last 12 months, to what extent did the following issue(s) cause you distress?

(only includes students that had problems or challenges with this issue within the last 12 months)

Intimate relationships

	Cis Men		Cis Women		Trans/Gender Non-conforming		Total	
	Freq.	Pct.	Freq.	Pct.	Freq.	Pct.	Freq.	Pct.
1 No Distress	2	4	6	3	1	7	9	3.2
2 Minimal Distress	11	23	87	41	5	33	105	37.8
3 Moderate Distress	24	51	63	30	4	27	92	33.1
4 High Distress	10	21	57	27	5	33	72	25.9
Valid responses =	47	17	213	77	15	5	278	35.5

Invalid responses include no response.

47B8) Within the last 12 months, to what extent did the following issue(s) cause you distress?

(only includes students that had problems or challenges with this issue within the last 12 months)

Roommate/housemate

	Cis Men		Cis Women		Trans/Gender Non-conforming		Total	
	Freq.	Pct.	Freq.	Pct.	Freq.	Pct.	Freq.	Pct.
1 No Distress	2	6	4	2	0	0	6	2.2
2 Minimal Distress	15	42	79	35	6	43	101	36.6
3 Moderate Distress	15	42	84	38	2	14	103	37.3
4 High Distress	4	11	56	25	6	43	66	23.9
Valid responses =	36	13	223	81	14	5	276	35.2

Invalid responses include no response.



AMERICAN COLLEGE HEALTH ASSOCIATION

American College Health Association-National College Health Assessment (ACHA-NCHA III)

Institutional Data Report - Spring 2022

American College Health Association

8455 Colesville Road, Suite 740

Silver Spring, MD 20910

(410) 859-1500

www.acha.org

UNIVERSITY OF NORTHERN IOWA

May 1, 2022

FREQUENCY REPORT

Number of Surveys (n) = 783 Web Surveys

47B9) Within the last 12 months, to what extent did the following issue(s) cause you distress?

(only includes students that had problems or challenges with this issue within the last 12 months)

Peers

	Cis Men		Cis Women		Trans/Gender Non-conforming		Total	
	Freq.	Pct.	Freq.	Pct.	Freq.	Pct.	Freq.	Pct.
1 No Distress	1	4	4	3	1	10	6	3.5
2 Minimal Distress	16	64	63	47	5	50	86	49.7
3 Moderate Distress	6	24	48	36	3	30	58	33.5
4 High Distress	2	8	20	15	1	10	23	13.3
Valid responses =	25	14	135	78	10	6	173	22.1

Invalid responses include no response.

47B10) Within the last 12 months, to what extent did the following issue(s) cause you distress?

(only includes students that had problems or challenges with this issue within the last 12 months)

Personal appearance

	Cis Men		Cis Women		Trans/Gender Non-conforming		Total	
	Freq.	Pct.	Freq.	Pct.	Freq.	Pct.	Freq.	Pct.
1 No Distress	3	7	9	3	0	0	12	2.9
2 Minimal Distress	15	34	115	32	6	38	137	32.5
3 Moderate Distress	16	36	153	43	3	19	174	41.3
4 High Distress	10	23	80	22	7	44	98	23.3
Valid responses =	44	10	357	85	16	4	421	53.8

Invalid responses include no response.

47B11) Within the last 12 months, to what extent did the following issue(s) cause you distress?

(only includes students that had problems or challenges with this issue within the last 12 months)

Health of someone close to me

	Cis Men		Cis Women		Trans/Gender Non-conforming		Total	
	Freq.	Pct.	Freq.	Pct.	Freq.	Pct.	Freq.	Pct.
1 No Distress	2	5	10	4	1	9	13	4.4
2 Minimal Distress	15	41	84	35	3	27	104	35.4
3 Moderate Distress	16	43	97	40	6	55	121	41.2
4 High Distress	4	11	51	21	1	9	56	19.0
Valid responses =	37	13	242	82	11	4	294	37.5

Invalid responses include no response.

47B12) Within the last 12 months, to what extent did the following issue(s) cause you distress?

(only includes students that had problems or challenges with this issue within the last 12 months)

Death of a family member, friend, or someone close to me

	Cis Men		Cis Women		Trans/Gender Non-conforming		Total	
	Freq.	Pct.	Freq.	Pct.	Freq.	Pct.	Freq.	Pct.
1 No Distress	1	4	4	2	0	0	5	2.3
2 Minimal Distress	10	36	45	25	2	25	57	25.8
3 Moderate Distress	8	29	68	38	1	13	78	35.3
4 High Distress	9	32	64	35	5	63	81	36.7
Valid responses =	28	13	181	82	8	4	221	28.2

Invalid responses include no response.

47B13) Within the last 12 months, to what extent did the following issue(s) cause you distress?

(only includes students that had problems or challenges with this issue within the last 12 months)

Bullying (for example: making threats, spreading rumors, physical or verbal attacks, or excluding someone from a group)

	Cis Men		Cis Women		Trans/Gender Non-conforming		Total	
	Freq.	Pct.	Freq.	Pct.	Freq.	Pct.	Freq.	Pct.
1 No Distress	0	0	2	6	0	0	2	4.8
2 Minimal Distress	4	67	13	41	2	67	19	45.2
3 Moderate Distress	2	33	10	31	0	0	13	31.0
4 High Distress	0	0	7	22	1	33	8	19.0
Valid responses =	6	14	32	76	3	7	42	5.4

Invalid responses include no response.

47B14) Within the last 12 months, to what extent did the following issue(s) cause you distress?

(only includes students that had problems or challenges with this issue within the last 12 months)

Cyberbullying (use of technology to harass, threaten, embarrass, or target another person)

	Cis Men		Cis Women		Trans/Gender Non-conforming		Total	
	Freq.	Pct.	Freq.	Pct.	Freq.	Pct.	Freq.	Pct.
1 No Distress	2	40	2	11	0	0	4	16.7
2 Minimal Distress	2	40	10	56	1	100	13	54.2
3 Moderate Distress	1	20	3	17	0	0	4	16.7
4 High Distress	0	0	3	17	0	0	3	12.5
Valid responses =	5	21	18	75	1	4	24	3.1

Invalid responses include no response.



AMERICAN COLLEGE HEALTH ASSOCIATION

American College Health Association-National College Health Assessment (ACHA-NCHA III)

Institutional Data Report - Spring 2022

American College Health Association

8455 Colesville Road, Suite 740

Silver Spring, MD 20910

(410) 859-1500

www.acha.org

UNIVERSITY OF NORTHERN IOWA

May 1, 2022

FREQUENCY REPORT

Number of Surveys (n) = 783 Web Surveys

47B15) Within the last 12 months, to what extent did the following issue(s) cause you distress?

(only includes students that had problems or challenges with this issue within the last 12 months)

Hazing (rituals, challenges, and other activities involving harassment, abuse, embarrassment, ridicule, or humiliation used as a way of initiating a person into a group)

	Cis Men		Cis Women		Trans/Gender Non-conforming		Total	
	Freq.	Pct.	Freq.	Pct.	Freq.	Pct.	Freq.	Pct.
1 No Distress	0	0	2	40	0	0	2	33.3
2 Minimal Distress	0	0	1	20	0	0	1	16.7
3 Moderate Distress	1	100	1	20	0	0	2	33.3
4 High Distress	0	0	1	20	0	0	1	16.7
Valid responses =	1	17	5	83	0	0	6	0.8

Invalid responses include no response.

47B16) Within the last 12 months, to what extent did the following issue(s) cause you distress?

(only includes students that had problems or challenges with this issue within the last 12 months)

Microaggression (a subtle but offensive comment or action directed at a minority or other non-dominant group, whether intentional or unintentional, that reinforces a stereotype)

	Cis Men		Cis Women		Trans/Gender Non-conforming		Total	
	Freq.	Pct.	Freq.	Pct.	Freq.	Pct.	Freq.	Pct.
1 No Distress	2	15	9	13	3	21	14	14.1
2 Minimal Distress	7	54	40	58	7	50	55	55.6
3 Moderate Distress	4	31	14	20	2	14	22	22.2
4 High Distress	0	0	6	9	2	14	8	8.1
Valid responses =	13	13	69	70	14	14	99	12.6

Invalid responses include no response.

47B17) Within the last 12 months, to what extent did the following issue(s) cause you distress?

(only includes students that had problems or challenges with this issue within the last 12 months)

Sexual Harassment (unwelcomed sexual advances, requests for sexual favors, and other verbal or physical conduct of a sexual nature)

	Cis Men		Cis Women		Trans/Gender Non-conforming		Total	
	Freq.	Pct.	Freq.	Pct.	Freq.	Pct.	Freq.	Pct.
1 No Distress	0	0	2	3	0	0	2	2.7
2 Minimal Distress	0	0	23	37	4	50	27	36.5
3 Moderate Distress	1	100	24	38	3	38	29	39.2
4 High Distress	0	0	14	22	1	13	16	21.6
Valid responses =	1	1	63	85	8	11	74	9.5

Invalid responses include no response.

47B18) Within the last 12 months, to what extent did the following issue(s) cause you distress?

(only includes students that had problems or challenges with this issue within the last 12 months)

Discrimination (the unjust or prejudicial treatment of a person based on the group, class, or category to which the person is perceived to belong)

	Cis Men		Cis Women		Trans/Gender Non-conforming		Total	
	Freq.	Pct.	Freq.	Pct.	Freq.	Pct.	Freq.	Pct.
1 No Distress	2	18	1	3	0	0	3	5.9
2 Minimal Distress	4	36	15	44	2	40	22	43.1
3 Moderate Distress	4	36	13	38	2	40	19	37.3
4 High Distress	1	9	5	15	1	20	7	13.7
Valid responses =	11	22	34	67	5	10	51	6.5

Invalid responses include no response.

47C2) Within the last 12 months, to what extent did the following issue(s) negatively affect your academic performance?

(only includes students that had problems or challenges with this issue within the last 12 months)

Career

	Cis Men		Cis Women		Trans/Gender Non-conforming		Total	
	Freq.	Pct.	Freq.	Pct.	Freq.	Pct.	Freq.	Pct.
1 Did not affect academic performance	12	57	103	62	6	46	124	60.8
2 Negatively impacted performance in a class	8	38	46	28	5	39	59	28.9
3 Delayed progress towards degree	1	5	18	11	2	15	21	10.3
Valid responses =	21	10	167	82	13	6	204	26.1

Invalid responses include no response.

47C3) Within the last 12 months, to what extent did the following issue(s) negatively affect your academic performance?

(only includes students that had problems or challenges with this issue within the last 12 months)

Finances

	Cis Men		Cis Women		Trans/Gender Non-conforming		Total	
	Freq.	Pct.	Freq.	Pct.	Freq.	Pct.	Freq.	Pct.
1 Did not affect academic performance	28	68	204	66	12	60	247	66.2
2 Negatively impacted performance in a class	10	24	80	26	5	25	97	26.0
3 Delayed progress towards degree	3	7	23	8	3	15	29	7.8
Valid responses =	41	11	307	82	20	5	373	47.6

Invalid responses include no response.



47C4) Within the last 12 months, to what extent did the following issue(s) negatively affect your academic performance?

(only includes students that had problems or challenges with this issue within the last 12 months)

Procrastination

	Cis Men		Cis Women		Trans/Gender Non-conforming		Total	
	Freq.	Pct.	Freq.	Pct.	Freq.	Pct.	Freq.	Pct.
1 Did not affect academic performance	37	42	167	38	5	22	210	37.5
2 Negatively impacted performance in a class	47	53	234	53	15	65	301	53.8
3 Delayed progress towards degree	4	5	42	10	3	13	49	8.8
Valid responses =	88	16	443	79	23	4	560	71.5

Invalid responses include no response.

47C5) Within the last 12 months, to what extent did the following issue(s) negatively affect your academic performance?

(only includes students that had problems or challenges with this issue within the last 12 months)

Faculty

	Cis Men		Cis Women		Trans/Gender Non-conforming		Total	
	Freq.	Pct.	Freq.	Pct.	Freq.	Pct.	Freq.	Pct.
1 Did not affect academic performance	4	67	22	31	2	40	28	33.7
2 Negatively impacted performance in a class	2	33	41	57	2	40	45	54.2
3 Delayed progress towards degree	0	0	9	13	1	20	10	12.0
Valid responses =	6	7	72	87	5	6	83	10.6

Invalid responses include no response.

47C6) Within the last 12 months, to what extent did the following issue(s) negatively affect your academic performance?

(only includes students that had problems or challenges with this issue within the last 12 months)

Family

	Cis Men		Cis Women		Trans/Gender Non-conforming		Total	
	Freq.	Pct.	Freq.	Pct.	Freq.	Pct.	Freq.	Pct.
1 Did not affect academic performance	25	78	160	72	14	82	201	73.1
2 Negatively impacted performance in a class	6	19	50	22	3	18	60	21.8
3 Delayed progress towards degree	1	3	13	6	0	0	14	5.1
Valid responses =	32	12	223	81	17	6	275	35.1

Invalid responses include no response.

47C7) Within the last 12 months, to what extent did the following issue(s) negatively affect your academic performance?

(only includes students that had problems or challenges with this issue within the last 12 months)

Intimate relationships

	Cis Men		Cis Women		Trans/Gender Non-conforming		Total	
	Freq.	Pct.	Freq.	Pct.	Freq.	Pct.	Freq.	Pct.
1 Did not affect academic performance	34	72	143	67	9	60	189	68.0
2 Negatively impacted performance in a class	11	23	59	28	6	40	76	27.3
3 Delayed progress towards degree	2	4	11	5	0	0	13	4.7
Valid responses =	47	17	213	77	15	5	278	35.5

Invalid responses include no response.

47C8) Within the last 12 months, to what extent did the following issue(s) negatively affect your academic performance?

(only includes students that had problems or challenges with this issue within the last 12 months)

Roommate/housemate

	Cis Men		Cis Women		Trans/Gender Non-conforming		Total	
	Freq.	Pct.	Freq.	Pct.	Freq.	Pct.	Freq.	Pct.
1 Did not affect academic performance	29	81	171	77	9	64	212	76.8
2 Negatively impacted performance in a class	7	19	47	21	4	29	58	21.0
3 Delayed progress towards degree	0	0	5	2	1	7	6	2.2
Valid responses =	36	13	223	81	14	5	276	35.2

Invalid responses include no response.

47C9) Within the last 12 months, to what extent did the following issue(s) negatively affect your academic performance?

(only includes students that had problems or challenges with this issue within the last 12 months)

Peers

	Cis Men		Cis Women		Trans/Gender Non-conforming		Total	
	Freq.	Pct.	Freq.	Pct.	Freq.	Pct.	Freq.	Pct.
1 Did not affect academic performance	21	84	108	80	9	90	139	80.8
2 Negatively impacted performance in a class	4	16	22	16	1	10	28	16.3
3 Delayed progress towards degree	0	0	5	4	0	0	5	2.9
Valid responses =	25	15	135	78	10	6	172	22.0

Invalid responses include no response.



47C10) Within the last 12 months, to what extent did the following issue(s) negatively affect your academic performance?

(only includes students that had problems or challenges with this issue within the last 12 months)

Personal appearance

	Cis Men		Cis Women		Trans/Gender Non-conforming		Total	
	Freq.	Pct.	Freq.	Pct.	Freq.	Pct.	Freq.	Pct.
1 Did not affect academic performance	39	89	314	87	14	82	369	86.8
2 Negatively impacted performance in a class	2	5	41	11	2	12	46	10.8
3 Delayed progress towards degree	3	7	6	2	1	6	10	2.4
Valid responses =	44	10	361	85	17	4	425	54.3

Invalid responses include no response.

47C11) Within the last 12 months, to what extent did the following issue(s) negatively affect your academic performance?

(only includes students that had problems or challenges with this issue within the last 12 months)

Health of someone close to me

	Cis Men		Cis Women		Trans/Gender Non-conforming		Total	
	Freq.	Pct.	Freq.	Pct.	Freq.	Pct.	Freq.	Pct.
1 Did not affect academic performance	33	89	181	75	9	82	226	77.1
2 Negatively impacted performance in a class	3	8	56	23	1	9	60	20.5
3 Delayed progress towards degree	1	3	5	2	1	9	7	2.4
Valid responses =	37	13	242	83	11	4	293	37.4

Invalid responses include no response.

47C12) Within the last 12 months, to what extent did the following issue(s) negatively affect your academic performance?

(only includes students that had problems or challenges with this issue within the last 12 months)

Death of a family member, friend, or someone close to me

	Cis Men		Cis Women		Trans/Gender Non-conforming		Total	
	Freq.	Pct.	Freq.	Pct.	Freq.	Pct.	Freq.	Pct.
1 Did not affect academic performance	19	68	107	59	3	38	131	59.3
2 Negatively impacted performance in a class	8	29	64	35	3	38	77	34.8
3 Delayed progress towards degree	1	4	10	6	2	25	13	5.9
Valid responses =	28	13	181	82	8	4	221	28.2

Invalid responses include no response.

47C13) Within the last 12 months, to what extent did the following issue(s) negatively affect your academic performance?

(only includes students that had problems or challenges with this issue within the last 12 months)

Bullying (for example: making threats, spreading rumors, physical or verbal attacks, or excluding someone from a group)

	Cis Men		Cis Women		Trans/Gender Non-conforming		Total	
	Freq.	Pct.	Freq.	Pct.	Freq.	Pct.	Freq.	Pct.
1 Did not affect academic performance	4	67	24	73	2	67	30	69.8
2 Negatively impacted performance in a class	2	33	7	21	0	0	10	23.3
3 Delayed progress towards degree	0	0	2	6	1	33	3	7.0
Valid responses =	6	14	33	77	3	7	43	5.5

Invalid responses include no response.

47C14) Within the last 12 months, to what extent did the following issue(s) negatively affect your academic performance?

(only includes students that had problems or challenges with this issue within the last 12 months)

Cyberbullying (use of technology to harass, threaten, embarrass, or target another person)

	Cis Men		Cis Women		Trans/Gender Non-conforming		Total	
	Freq.	Pct.	Freq.	Pct.	Freq.	Pct.	Freq.	Pct.
1 Did not affect academic performance	3	60	13	72	1	100	17	70.8
2 Negatively impacted performance in a class	2	40	4	22	0	0	6	25.0
3 Delayed progress towards degree	0	0	1	6	0	0	1	4.2
Valid responses =	5	21	18	75	1	4	24	3.1

Invalid responses include no response.

47C15) Within the last 12 months, to what extent did the following issue(s) negatively affect your academic performance?

(only includes students that had problems or challenges with this issue within the last 12 months)

Hazing (rituals, challenges, and other activities involving harassment, abuse, embarrassment, ridicule, or humiliation used as a way of initiating a person into a group)

	Cis Men		Cis Women		Trans/Gender Non-conforming		Total	
	Freq.	Pct.	Freq.	Pct.	Freq.	Pct.	Freq.	Pct.
1 Did not affect academic performance	0	0	3	60	0	0	3	50.0
2 Negatively impacted performance in a class	0	0	1	20	0	0	1	16.7
3 Delayed progress towards degree	1	100	1	20	0	0	2	33.3
Valid responses =	1	17	5	83	0	0	6	0.8

Invalid responses include no response.



AMERICAN COLLEGE HEALTH ASSOCIATION

American College Health Association-National College Health Assessment (ACHA-NCHA III)

Institutional Data Report - Spring 2022

American College Health Association

8455 Colesville Road, Suite 740

Silver Spring, MD 20910

(410) 859-1500

www.acha.org

UNIVERSITY OF NORTHERN IOWA

May 1, 2022

FREQUENCY REPORT

Number of Surveys (n) = 783 Web Surveys

47C16) Within the last 12 months, to what extent did the following issue(s) negatively affect your academic performance?

(only includes students that had problems or challenges with this issue within the last 12 months)

Microaggression (a subtle but offensive comment or action directed at a minority or other non-dominant group, whether intentional or unintentional, that reinforces a stereotype) Discrimination (the unjust or prejudicial treatment of a person based on the group, class, or category to which the person is perceived to belong.)

	Cis Men		Cis Women		Trans/Gender Non-conforming		Total	
	Freq.	Pct.	Freq.	Pct.	Freq.	Pct.	Freq.	Pct.
1 Did not affect academic performance	12	92	57	83	12	86	82	83.7
2 Negatively impacted performance in a class	1	8	8	12	1	7	11	11.2
3 Delayed progress towards degree	0	0	4	6	1	7	5	5.1
Valid responses =	13	13	69	70	14	14	98	12.5

Invalid responses include no response.

47C17) Within the last 12 months, to what extent did the following issue(s) negatively affect your academic performance?

(only includes students that had problems or challenges with this issue within the last 12 months)

Sexual Harassment (unwelcomed sexual advances, requests for sexual favors, and other verbal or physical conduct of a sexual nature)

	Cis Men		Cis Women		Trans/Gender Non-conforming		Total	
	Freq.	Pct.	Freq.	Pct.	Freq.	Pct.	Freq.	Pct.
1 Did not affect academic performance	1	100	43	68	7	88	52	70.3
2 Negatively impacted performance in a class	0	0	18	29	1	13	20	27.0
3 Delayed progress towards degree	0	0	2	3	0	0	2	2.7
Valid responses =	1	1	63	85	8	11	74	9.5

Invalid responses include no response.

47C18) Within the last 12 months, to what extent did the following issue(s) negatively affect your academic performance?

(only includes students that had problems or challenges with this issue within the last 12 months)

Discrimination

	Cis Men		Cis Women		Trans/Gender Non-conforming		Total	
	Freq.	Pct.	Freq.	Pct.	Freq.	Pct.	Freq.	Pct.
1 Did not affect academic performance	9	82	25	74	3	60	38	74.5
2 Negatively impacted performance in a class	1	9	6	18	1	20	8	15.7
3 Delayed progress towards degree	1	9	3	9	1	20	5	9.8
Valid responses =	11	22	34	67	5	10	51	6.5

Invalid responses include no response.

48) Within the last 30 days, how would you rate the overall level of stress you have experienced?

	Cis Men		Cis Women		Trans/Gender Non-conforming		Total	
	Freq.	Pct.	Freq.	Pct.	Freq.	Pct.	Freq.	Pct.
1 No stress	5	4	5	1	0	0	10	1.3
2 Low	49	34	96	16	2	8	147	18.9
3 Moderate	64	45	353	58	15	58	437	56.1
4 High	25	18	150	25	9	35	185	23.7
Valid responses =	143	18	604	78	26	3	779	99.5

Invalid responses include no response.

49) Have you ever thought about or attempted to kill yourself?

	Cis Men		Cis Women		Trans/Gender Non-conforming		Total	
	Freq.	Pct.	Freq.	Pct.	Freq.	Pct.	Freq.	Pct.
1 Never	77	54	327	54	7	27	412	53.0
2 Just a brief passing thought	38	27	149	25	4	15	193	24.8
3 Planned at least once, but did not try to do it	12	9	69	11	5	19	87	11.2
4 Planned at least once, wanted to die	9	6	31	5	2	8	44	5.7
5 Attempted, but did not want to die	5	4	13	2	2	8	20	2.6
6 Attempted, really hoped to die	1	1	14	2	6	23	21	2.7
Valid responses =	142	18	603	78	26	3	777	99.2

Invalid responses include no response.

50) How often have you thought about killing yourself in the past year?

	Cis Men		Cis Women		Trans/Gender Non-conforming		Total	
	Freq.	Pct.	Freq.	Pct.	Freq.	Pct.	Freq.	Pct.
1 Never	97	68	397	66	11	42	506	65.3
2 Rarely (1 time)	22	16	72	12	6	23	101	13.0
3 Sometimes (2 times)	8	6	70	12	0	0	79	10.2
4 Often (3-4 times)	11	8	34	6	5	19	51	6.6
5 Very often (5 or more times)	4	3	28	5	4	15	38	4.9
Valid responses =	142	18	601	78	26	3	775	99.0

Invalid responses include no response.



51) Have you ever told someone that you were going to commit suicide, or that you might do it?

	Cis Men		Cis Women		Trans/Gender Non-conforming		Total	
	Freq.	Pct.	Freq.	Pct.	Freq.	Pct.	Freq.	Pct.
1 No	117	82	486	81	15	58	620	80.0
2 Yes, one time, did not want to die	12	9	58	10	2	8	75	9.7
3 Yes, one time, wanted to die	3	2	23	4	7	27	34	4.4
4 Yes, more than once, did not want to do it	5	4	19	3	1	4	25	3.2
5 Yes, more than once, wanted to do it	5	4	15	3	1	4	21	2.7
Valid responses =	142	18	601	78	26	3	775	99.0

Invalid responses include no response.

52) How likely is it that you will attempt suicide someday?

	Cis Men		Cis Women		Trans/Gender Non-conforming		Total	
	Freq.	Pct.	Freq.	Pct.	Freq.	Pct.	Freq.	Pct.
0 Never	91	64	404	67	11	42	508	65.5
1 No chance at all	27	19	74	12	6	23	107	13.8
2 Rather unlikely	18	13	78	13	3	12	100	12.9
3 Unlikely	5	4	34	6	2	8	42	5.4
4 Likely	1	1	10	2	3	12	16	2.1
5 Rather likely	0	0	2	0	0	0	2	0.3
6 Very likely	0	0	0	0	1	4	1	0.1
Valid responses =	142	18	602	78	26	3	776	99.1

Invalid responses include no response.

53) Within the last 12 months, have you attempted suicide?

	Cis Men		Cis Women		Trans/Gender Non-conforming		Total	
	Freq.	Pct.	Freq.	Pct.	Freq.	Pct.	Freq.	Pct.
1 No	136	96	585	97	21	81	747	96.1
2 Yes	6	4	18	3	5	19	30	3.9
Valid responses =	142	18	603	78	26	3	777	99.2

Invalid responses include no response.

54A) Have you ever received psychological or mental health services?

	Cis Men		Cis Women		Trans/Gender Non-conforming		Total	
	Freq.	Pct.	Freq.	Pct.	Freq.	Pct.	Freq.	Pct.
1 No	90	63	302	50	6	23	398	51.1
2 Yes	53	37	303	50	20	77	381	48.9
Valid responses =	143	18	605	78	26	3	779	99.5

Invalid responses include no response.

54B) Within in the last 12 months, have you received psychological or mental health services?

	Cis Men		Cis Women		Trans/Gender Non-conforming		Total	
	Freq.	Pct.	Freq.	Pct.	Freq.	Pct.	Freq.	Pct.
1 No	105	73	391	65	8	31	505	64.9
2 Yes	38	27	212	35	18	69	273	35.1
Valid responses =	143	18	603	78	26	3	778	99.4

Invalid responses include no response.

54C1) Were the psychological or mental health services you received in the last 12 months provided by:

(only includes students that received psychological or mental health services within the last 12 months)

My current campus health and/or counseling center?

	Cis Men		Cis Women		Trans/Gender Non-conforming		Total	
	Freq.	Pct.	Freq.	Pct.	Freq.	Pct.	Freq.	Pct.
1 No	26	68	115	55	10	56	153	56.5
2 Yes	12	32	95	45	8	44	118	43.5
Valid responses =	38	14	210	77	18	7	271	34.6

Invalid responses include no response.

54C2) Were the psychological or mental health services you received in the last 12 months provided by:

(only includes students that received psychological or mental health services within the last 12 months)

A mental health provider in the local community near my campus?

	Cis Men		Cis Women		Trans/Gender Non-conforming		Total	
	Freq.	Pct.	Freq.	Pct.	Freq.	Pct.	Freq.	Pct.
1 No	23	61	155	75	10	56	192	71.4
2 Yes	15	40	53	26	8	44	77	28.6
Valid responses =	38	14	208	77	18	7	269	34.4

Invalid responses include no response.



AMERICAN COLLEGE HEALTH ASSOCIATION

American College Health Association-National College Health Assessment (ACHA-NCHA III)

Institutional Data Report - Spring 2022

American College Health Association

8455 Colesville Road, Suite 740

Silver Spring, MD 20910

(410) 859-1500

www.acha.org

UNIVERSITY OF NORTHERN IOWA

May 1, 2022

FREQUENCY REPORT

Number of Surveys (n) = 783 Web Surveys

54C3) Were the psychological or mental health services you received in the last 12 months provided by:

(only includes students that received psychological or mental health services within the last 12 months)

A mental health provider in my home town?

	Cis Men		Cis Women		Trans/Gender Non-conforming		Total	
	Freq.	Pct.	Freq.	Pct.	Freq.	Pct.	Freq.	Pct.
1 No	21	55	114	55	11	61	149	55.2
2 Yes	17	45	95	46	7	39	121	44.8
Valid responses =	38	14	209	77	18	7	270	34.5

Invalid responses include no response.

54C4) Were the psychological or mental health services you received in the last 12 months provided by:

(only includes students that received psychological or mental health services within the last 12 months)

A mental health provider not described above

	Cis Men		Cis Women		Trans/Gender Non-conforming		Total	
	Freq.	Pct.	Freq.	Pct.	Freq.	Pct.	Freq.	Pct.
1 No	31	94	158	92	16	94	209	92.5
2 Yes	2	6	13	8	1	6	17	7.5
Valid responses =	33	15	171	76	17	8	226	28.9

Invalid responses include no response.

55A) Within the last 12 months, have you visited any medical provider (for example: a nurse practitioner, physician assistant, primary care doctor, or other type of medical doctor) for a check-up or any other medical reasons?

	Cis Men		Cis Women		Trans/Gender Non-conforming		Total	
	Freq.	Pct.	Freq.	Pct.	Freq.	Pct.	Freq.	Pct.
1 No	58	41	149	25	4	15	212	27.2
2 Yes	85	59	455	75	22	85	567	72.8
Valid responses =	143	18	604	78	26	3	779	99.5

Invalid responses include no response.

55B1) Were the medical services you received in the last 12 months provided by: (only includes students that visited any medical provider within the last 12 months)
My current campus health center?

	Cis Men		Cis Women		Trans/Gender Non-conforming		Total	
	Freq.	Pct.	Freq.	Pct.	Freq.	Pct.	Freq.	Pct.
1 No	57	70	264	59	11	55	334	60.5
2 Yes	25	31	181	41	9	45	218	39.5
Valid responses =	82	15	445	81	20	4	552	70.5

Invalid responses include no response.

55B2) Were the medical services you received in the last 12 months provided by: (only includes students that visited any medical provider within the last 12 months)
A medical service provider in the local community near my campus?

	Cis Men		Cis Women		Trans/Gender Non-conforming		Total	
	Freq.	Pct.	Freq.	Pct.	Freq.	Pct.	Freq.	Pct.
1 No	59	71	302	68	10	50	373	67.8
2 Yes	24	29	140	32	10	50	177	32.2
Valid responses =	83	15	442	80	20	4	550	70.2

Invalid responses include no response.

55B3) Were the medical services you received in the last 12 months provided by: (only includes students that visited any medical provider within the last 12 months)
A medical service provider in my home town?

	Cis Men		Cis Women		Trans/Gender Non-conforming		Total	
	Freq.	Pct.	Freq.	Pct.	Freq.	Pct.	Freq.	Pct.
1 No	22	26	87	19	8	36	119	21.3
2 Yes	62	74	362	81	14	64	441	78.8
Valid responses =	84	15	449	80	22	4	560	71.5

Invalid responses include no response.

55B4) Were the medical services you received in the last 12 months provided by: (only includes students that visited any medical provider within the last 12 months)
A medical service provider not described above?

	Cis Men		Cis Women		Trans/Gender Non-conforming		Total	
	Freq.	Pct.	Freq.	Pct.	Freq.	Pct.	Freq.	Pct.
1 No	60	92	329	94	20	100	414	94.3
2 Yes	5	8	20	6	0	0	25	5.7
Valid responses =	65	15	349	79	20	5	439	56.1

Invalid responses include no response.



56) Have you had a gynecologic visit or exam (for example: contraception, STI testing, pelvic exam, or pap test) with a healthcare provider (for example: OB-GYN, nurse practitioner, or physician assistant)?

	Cis Men		Cis Women		Trans/Gender Non-conforming		Total	
	Freq.	Pct.	Freq.	Pct.	Freq.	Pct.	Freq.	Pct.
1 No	99	70	360	60	14	54	476	61.2
2 Yes	8	6	235	39	11	42	255	32.8
3 Don't know	4	3	2	0	0	0	7	0.9
4 Not applicable	31	22	7	1	1	4	40	5.1
Valid responses =	142	18	604	78	26	3	778	99.4

Invalid responses include no response.

57) Have you had a dental exam and cleaning in the last 12 months?

	Cis Men		Cis Women		Trans/Gender Non-conforming		Total	
	Freq.	Pct.	Freq.	Pct.	Freq.	Pct.	Freq.	Pct.
1 No	30	21	112	19	9	35	152	19.5
2 Yes	108	76	475	79	16	62	604	77.5
3 Don't know	5	4	17	3	1	4	23	3.0
Valid responses =	143	18	604	78	26	3	779	99.5

Invalid responses include no response.

58) When you are outdoors in the sun, how often do you wear sunscreen?

	Cis Men		Cis Women		Trans/Gender Non-conforming		Total	
	Freq.	Pct.	Freq.	Pct.	Freq.	Pct.	Freq.	Pct.
1 Never	30	21	37	6	2	8	69	8.8
2 Rarely	40	28	124	21	5	19	171	21.9
3 Sometimes	46	32	227	38	10	39	285	36.5
4 Usually	26	18	178	29	7	27	213	27.3
5 Always	1	1	39	6	2	8	42	5.4
Valid responses =	143	18	605	78	26	3	780	99.6

Invalid responses include no response.

59A) When you are outdoors in the sun, how often do you do the following to protect your skin from ultraviolet (UV) exposure?

Wear a shirt with sleeves

	Cis Men		Cis Women		Trans/Gender Non-conforming		Total	
	Freq.	Pct.	Freq.	Pct.	Freq.	Pct.	Freq.	Pct.
1 Never	33	23	113	19	1	4	147	18.9
2 Rarely	24	17	146	24	4	15	178	22.9
3 Sometimes	38	27	223	37	11	42	272	35.0
4 Usually	34	24	102	17	7	27	145	18.6
5 Always	14	10	19	3	3	12	36	4.6
Valid responses =	143	18	603	78	26	3	778	99.4

Invalid responses include no response.

59B) When you are outdoors in the sun, how often do you do the following to protect your skin from ultraviolet (UV) exposure?

Wear sunglasses

	Cis Men		Cis Women		Trans/Gender Non-conforming		Total	
	Freq.	Pct.	Freq.	Pct.	Freq.	Pct.	Freq.	Pct.
1 Never	15	11	51	8	3	12	70	9.0
2 Rarely	21	15	74	12	5	19	100	12.8
3 Sometimes	56	39	182	30	6	23	248	31.8
4 Usually	34	24	215	36	7	27	257	32.9
5 Always	17	12	83	14	5	19	105	13.5
Valid responses =	143	18	605	78	26	3	780	99.6

Invalid responses include no response.

59C) When you are outdoors in the sun, how often do you do the following to protect your skin from ultraviolet (UV) exposure?

Stay in the shade

	Cis Men		Cis Women		Trans/Gender Non-conforming		Total	
	Freq.	Pct.	Freq.	Pct.	Freq.	Pct.	Freq.	Pct.
1 Never	5	4	40	7	0	0	45	5.8
2 Rarely	13	9	79	13	1	4	93	12.0
3 Sometimes	76	54	294	49	12	46	386	49.7
4 Usually	44	31	173	29	12	46	231	29.8
5 Always	4	3	16	3	1	4	21	2.7
Valid responses =	142	18	602	78	26	3	776	99.1

Invalid responses include no response.



59D) When you are outdoors in the sun, how often do you do the following to protect your skin from ultraviolet (UV) exposure?

Wear a hat

Table with columns: Cis Men (Freq., Pct.), Cis Women (Freq., Pct.), Trans/Gender Non-conforming (Freq., Pct.), Total (Freq., Pct.). Rows: 1 Never, 2 Rarely, 3 Sometimes, 4 Usually, 5 Always, Valid responses =.

Invalid responses include no response.

60) In the last 12 months, how many times have you spent time outdoors with the intention of getting a tan?

Table with columns: Cis Men (Freq., Pct.), Cis Women (Freq., Pct.), Trans/Gender Non-conforming (Freq., Pct.), Total (Freq., Pct.). Rows: 0 0 times, 1 1 time, 2 2 times, 3 3 times, 4 4 times, 5 5 times, 6 6 to 10 times, 7 11 to 15 times, 8 16 to 20 times, 9 21 to 49 times, 10 50 or More times, Valid responses =.

Invalid responses include no response.

Summary statistics table with columns: Mean, Median, Std Dev, Min, Max. Rows: Cis Men, Cis Women, Trans/Gender Non-conforming, Overall.

61) The Human Papillomavirus (HPV) vaccine (for example: Gardasil, Silgard, or Cervarix) is recommended, but usually not required, and is given in a series of 2 or 3 shots based on your age. Which of the following best describes your vaccination status for HPV:

Table with columns: Cis Men (Freq., Pct.), Cis Women (Freq., Pct.), Trans/Gender Non-conforming (Freq., Pct.), Total (Freq., Pct.). Rows: 1 Have not received HPV vaccine, 2 Have started, but not completed HPV vaccine, 3 Completed HPV vaccine, 4 I don't know my HPV vaccination status, Valid responses =.

Invalid responses include no response.

62) Did you have a flu vaccine within the last 12 months?

Table with columns: Cis Men (Freq., Pct.), Cis Women (Freq., Pct.), Trans/Gender Non-conforming (Freq., Pct.), Total (Freq., Pct.). Rows: 1 No, 2 Yes, 3 Don't know, Valid responses =.

Invalid responses include no response.

63A1) Within the last 12 months, have you been diagnosed by a healthcare professional with any of the following?

Bronchitis

Table with columns: Cis Men (Freq., Pct.), Cis Women (Freq., Pct.), Trans/Gender Non-conforming (Freq., Pct.), Total (Freq., Pct.). Rows: 1 No, 2 Yes, Valid responses =.

Invalid responses include no response.

63A2) Within the last 12 months, have you been diagnosed by a healthcare professional with any of the following?

Chlamydia

Table with columns: Cis Men (Freq., Pct.), Cis Women (Freq., Pct.), Trans/Gender Non-conforming (Freq., Pct.), Total (Freq., Pct.). Rows: 1 No, 2 Yes, Valid responses =.

Invalid responses include no response.



63A3) Within the last 12 months, have you been diagnosed by a healthcare professional with any of the following?

Chicken Pox (Varicella)

	Cis Men		Cis Women		Trans/Gender Non-conforming		Total	
	Freq.	Pct.	Freq.	Pct.	Freq.	Pct.	Freq.	Pct.
1 No	140	100	592	100	26	100	764	100.0
2 Yes	0	0	0	0	0	0	0	0.0
Valid responses =	140	18	592	77	26	3	764	97.6

Invalid responses include no response.

63A4) Within the last 12 months, have you been diagnosed by a healthcare professional with any of the following?

Cold/virus or other respiratory illness (for example: sinus infection, ear infection, strep throat, tonsillitis, pharyngitis, or laryngitis)

	Cis Men		Cis Women		Trans/Gender Non-conforming		Total	
	Freq.	Pct.	Freq.	Pct.	Freq.	Pct.	Freq.	Pct.
1 No	107	75	330	55	20	77	459	59.0
2 Yes	35	25	274	45	6	23	319	41.0
Valid responses =	142	18	604	78	26	3	778	99.4

Invalid responses include no response.

63A5) Within the last 12 months, have you been diagnosed by a healthcare professional with any of the following?

Concussion

	Cis Men		Cis Women		Trans/Gender Non-conforming		Total	
	Freq.	Pct.	Freq.	Pct.	Freq.	Pct.	Freq.	Pct.
1 No	136	97	580	96	25	96	747	96.3
2 Yes	5	4	23	4	1	4	29	3.7
Valid responses =	141	18	603	78	26	3	776	99.1

Invalid responses include no response.

63A6) Within the last 12 months, have you been diagnosed by a healthcare professional with any of the following?

Gonorrhea

	Cis Men		Cis Women		Trans/Gender Non-conforming		Total	
	Freq.	Pct.	Freq.	Pct.	Freq.	Pct.	Freq.	Pct.
1 No	137	99	599	100	26	100	768	99.7
2 Yes	2	1	0	0	0	0	2	0.3
Valid responses =	139	18	599	78	26	3	770	98.3

Invalid responses include no response.

63A7) Within the last 12 months, have you been diagnosed by a healthcare professional with any of the following?

Flu (influenza) or flu-like illness

	Cis Men		Cis Women		Trans/Gender Non-conforming		Total	
	Freq.	Pct.	Freq.	Pct.	Freq.	Pct.	Freq.	Pct.
1 No	133	94	522	87	24	92	685	88.3
2 Yes	9	6	80	13	2	8	91	11.7
Valid responses =	142	18	602	78	26	3	776	99.1

Invalid responses include no response.

63A8) Within the last 12 months, have you been diagnosed by a healthcare professional with any of the following?

Mumps

	Cis Men		Cis Women		Trans/Gender Non-conforming		Total	
	Freq.	Pct.	Freq.	Pct.	Freq.	Pct.	Freq.	Pct.
1 No	140	99	596	100	26	100	768	99.6
2 Yes	1	1	2	0	0	0	3	0.4
Valid responses =	141	18	598	78	26	3	771	98.5

Invalid responses include no response.

63A9) Within the last 12 months, have you been diagnosed by a healthcare professional with any of the following?

Mononucleosis (mono)

	Cis Men		Cis Women		Trans/Gender Non-conforming		Total	
	Freq.	Pct.	Freq.	Pct.	Freq.	Pct.	Freq.	Pct.
1 No	137	98	583	98	26	100	752	97.7
2 Yes	3	2	15	3	0	0	18	2.3
Valid responses =	140	18	598	78	26	3	770	98.3

Invalid responses include no response.

63A10) Within the last 12 months, have you been diagnosed by a healthcare professional with any of the following?

Orthopedic injury (for example: broken bone, fracture, sprain, bursitis, tendinitis, or ligament injury)

	Cis Men		Cis Women		Trans/Gender Non-conforming		Total	
	Freq.	Pct.	Freq.	Pct.	Freq.	Pct.	Freq.	Pct.
1 No	134	96	547	91	22	85	708	91.5
2 Yes	6	4	55	9	4	15	66	8.5
Valid responses =	140	18	602	78	26	3	774	98.9

Invalid responses include no response.



63A11) Within the last 12 months, have you been diagnosed by a healthcare professional with any of the following?

Pelvic Inflammatory Disease

	Cis Men		Cis Women		Trans/Gender Non-conforming		Total	
	Freq.	Pct.	Freq.	Pct.	Freq.	Pct.	Freq.	Pct.
1 No	141	100	602	100	26	100	775	100.0
2 Yes	0	0	0	0	0	0	0	0.0
Valid responses =	141	18	602	78	26	3	775	99.0

Invalid responses include no response.

63A12) Within the last 12 months, have you been diagnosed by a healthcare professional with any of the following?

Pneumonia

	Cis Men		Cis Women		Trans/Gender Non-conforming		Total	
	Freq.	Pct.	Freq.	Pct.	Freq.	Pct.	Freq.	Pct.
1 No	140	100	593	99	26	100	765	98.8
2 Yes	0	0	9	2	0	0	9	1.2
Valid responses =	140	18	602	78	26	3	774	98.9

Invalid responses include no response.

63A13) Within the last 12 months, have you been diagnosed by a healthcare professional with any of the following?

Shingles

	Cis Men		Cis Women		Trans/Gender Non-conforming		Total	
	Freq.	Pct.	Freq.	Pct.	Freq.	Pct.	Freq.	Pct.
1 No	139	100	597	100	26	100	768	99.9
2 Yes	0	0	1	0	0	0	1	0.1
Valid responses =	139	18	598	78	26	3	769	98.2

Invalid responses include no response.

63A14) Within the last 12 months, have you been diagnosed by a healthcare professional with any of the following?

Stomach or GI virus or bug, food poisoning, or gastritis

	Cis Men		Cis Women		Trans/Gender Non-conforming		Total	
	Freq.	Pct.	Freq.	Pct.	Freq.	Pct.	Freq.	Pct.
1 No	136	97	539	89	24	92	704	90.7
2 Yes	5	4	64	11	2	8	72	9.3
Valid responses =	141	18	603	78	26	3	776	99.1

Invalid responses include no response.

63A15) Within the last 12 months, have you been diagnosed by a healthcare professional with any of the following?

Urinary tract infection

	Cis Men		Cis Women		Trans/Gender Non-conforming		Total	
	Freq.	Pct.	Freq.	Pct.	Freq.	Pct.	Freq.	Pct.
1 No	141	100	527	88	22	85	696	89.9
2 Yes	0	0	74	12	4	15	78	10.1
Valid responses =	141	18	601	78	26	3	774	98.9

Invalid responses include no response.

63A16) Within the last 12 months, have you been diagnosed by a healthcare professional with any of the following?

Other short-term, temporary illness not listed above

	Cis Men		Cis Women		Trans/Gender Non-conforming		Total	
	Freq.	Pct.	Freq.	Pct.	Freq.	Pct.	Freq.	Pct.
1 No	113	97	450	96	17	74	586	95.3
2 Yes	3	3	20	4	6	26	29	4.7
Valid responses =	116	19	470	76	23	4	615	78.5

Invalid responses include no response.

63B1) Within the last 12 months, to what extent did the following negatively affect your academic performance?

(only includes students who have been diagnosed within the last 12 months)

Bronchitis

	Cis Men		Cis Women		Trans/Gender Non-conforming		Total	
	Freq.	Pct.	Freq.	Pct.	Freq.	Pct.	Freq.	Pct.
1 Did not affect academic performance	1	20	15	60	0	0	17	54.8
2 Negatively impacted performance in a class	4	80	9	36	0	0	13	41.9
3 Delayed progress towards degree	0	0	1	4	0	0	1	3.2
Valid responses =	5	16	25	81	0	0	31	4.0

Invalid responses include no response.



63B2) Within the last 12 months, to what extent did the following negatively affect your academic performance?

(only includes students who have been diagnosed within the last 12 months)

Chlamydia

	Cis Men		Cis Women		Trans/Gender Non-conforming		Total	
	Freq.	Pct.	Freq.	Pct.	Freq.	Pct.	Freq.	Pct.
1 Did not affect academic performance	3	100	12	92	0	0	15	93.8
2 Negatively impacted performance in a class	0	0	1	8	0	0	1	6.3
3 Delayed progress towards degree	0	0	0	0	0	0	0	0.0
Valid responses =	3	19	13	81	0	0	16	2.0

Invalid responses include no response.

63B3) Within the last 12 months, to what extent did the following negatively affect your academic performance?

(only includes students who have been diagnosed within the last 12 months)

Chicken Pox (Varicella)

	Cis Men		Cis Women		Trans/Gender Non-conforming		Total	
	Freq.	Pct.	Freq.	Pct.	Freq.	Pct.	Freq.	Pct.
1 Did not affect academic performance	0	0	0	0	0	0	0	0.0
2 Negatively impacted performance in a class	0	0	0	0	0	0	0	0.0
3 Delayed progress towards degree	0	0	0	0	0	0	0	0.0
Valid responses =	0	0	0	0	0	0	0	0.0

Invalid responses include no response.

63B4) Within the last 12 months, to what extent did the following negatively affect your academic performance?

(only includes students who have been diagnosed within the last 12 months)

Cold/virus or other respiratory illness (for example: sinus infection, ear infection, strep throat, tonsillitis, pharyngitis, or laryngitis)

	Cis Men		Cis Women		Trans/Gender Non-conforming		Total	
	Freq.	Pct.	Freq.	Pct.	Freq.	Pct.	Freq.	Pct.
1 Did not affect academic performance	23	66	168	61	2	33	195	61.1
2 Negatively impacted performance in a class	12	34	100	37	2	33	116	36.4
3 Delayed progress towards degree	0	0	6	2	2	33	8	2.5
Valid responses =	35	11	274	86	6	2	319	40.7

Invalid responses include no response.

63B5) Within the last 12 months, to what extent did the following negatively affect your academic performance?

(only includes students who have been diagnosed within the last 12 months)

Concussion

	Cis Men		Cis Women		Trans/Gender Non-conforming		Total	
	Freq.	Pct.	Freq.	Pct.	Freq.	Pct.	Freq.	Pct.
1 Did not affect academic performance	0	0	9	39	0	0	9	32.1
2 Negatively impacted performance in a class	4	100	12	52	1	100	17	60.7
3 Delayed progress towards degree	0	0	2	9	0	0	2	7.1
Valid responses =	4	14	23	82	1	4	28	3.6

Invalid responses include no response.

63B6) Within the last 12 months, to what extent did the following negatively affect your academic performance?

(only includes students who have been diagnosed within the last 12 months)

Gonorrhea

	Cis Men		Cis Women		Trans/Gender Non-conforming		Total	
	Freq.	Pct.	Freq.	Pct.	Freq.	Pct.	Freq.	Pct.
1 Did not affect academic performance	1	50	0	0	0	0	1	50.0
2 Negatively impacted performance in a class	0	0	0	0	0	0	0	0.0
3 Delayed progress towards degree	1	50	0	0	0	0	1	50.0
Valid responses =	2	100	0	0	0	0	2	0.3

Invalid responses include no response.

63B7) Within the last 12 months, to what extent did the following negatively affect your academic performance?

(only includes students who have been diagnosed within the last 12 months)

Flu (influenza) or flu-like illness

	Cis Men		Cis Women		Trans/Gender Non-conforming		Total	
	Freq.	Pct.	Freq.	Pct.	Freq.	Pct.	Freq.	Pct.
1 Did not affect academic performance	5	56	43	54	1	50	49	54.4
2 Negatively impacted performance in a class	4	44	32	41	1	50	37	41.1
3 Delayed progress towards degree	0	0	4	5	0	0	4	4.4
Valid responses =	9	10	79	88	2	2	90	11.5

Invalid responses include no response.



63B8) Within the last 12 months, to what extent did the following negatively affect your academic performance?

(only includes students who have been diagnosed within the last 12 months)

Mumps

	Cis Men		Cis Women		Trans/Gender Non-conforming		Total	
	Freq.	Pct.	Freq.	Pct.	Freq.	Pct.	Freq.	Pct.
1 Did not affect academic performance	0	0	2	100	0	0	2	66.7
2 Negatively impacted performance in a class	0	0	0	0	0	0	0	0.0
3 Delayed progress towards degree	1	100	0	0	0	0	1	33.3
Valid responses =	1	33	2	67	0	0	3	0.4

Invalid responses include no response.

63B9) Within the last 12 months, to what extent did the following negatively affect your academic performance?

(only includes students who have been diagnosed within the last 12 months)

Mononucleosis (mono)

	Cis Men		Cis Women		Trans/Gender Non-conforming		Total	
	Freq.	Pct.	Freq.	Pct.	Freq.	Pct.	Freq.	Pct.
1 Did not affect academic performance	3	100	7	47	0	0	10	55.6
2 Negatively impacted performance in a class	0	0	5	33	0	0	5	27.8
3 Delayed progress towards degree	0	0	3	20	0	0	3	16.7
Valid responses =	3	17	15	83	0	0	18	2.3

Invalid responses include no response.

63B10) Within the last 12 months, to what extent did the following negatively affect your academic performance?

(only includes students who have been diagnosed within the last 12 months)

Orthopedic injury (for example: broken bone, fracture, sprain, bursitis, tendinitis, or ligament injury)

	Cis Men		Cis Women		Trans/Gender Non-conforming		Total	
	Freq.	Pct.	Freq.	Pct.	Freq.	Pct.	Freq.	Pct.
1 Did not affect academic performance	4	67	36	66	2	50	42	63.6
2 Negatively impacted performance in a class	2	33	18	33	2	50	23	34.8
3 Delayed progress towards degree	0	0	1	2	0	0	1	1.5
Valid responses =	6	9	55	83	4	6	66	8.4

Invalid responses include no response.

63B11) Within the last 12 months, to what extent did the following negatively affect your academic performance?

(only includes students who have been diagnosed within the last 12 months)

Pelvic Inflammatory Disease

	Cis Men		Cis Women		Trans/Gender Non-conforming		Total	
	Freq.	Pct.	Freq.	Pct.	Freq.	Pct.	Freq.	Pct.
1 Did not affect academic performance	0	0	0	0	0	0	0	0.0
2 Negatively impacted performance in a class	0	0	0	0	0	0	0	0.0
3 Delayed progress towards degree	0	0	0	0	0	0	0	0.0
Valid responses =	0	0	0	0	0	0	0	0.0

Invalid responses include no response.

63B12) Within the last 12 months, to what extent did the following negatively affect your academic performance?

(only includes students who have been diagnosed within the last 12 months)

Pneumonia

	Cis Men		Cis Women		Trans/Gender Non-conforming		Total	
	Freq.	Pct.	Freq.	Pct.	Freq.	Pct.	Freq.	Pct.
1 Did not affect academic performance	0	0	3	33	0	0	3	33.3
2 Negatively impacted performance in a class	0	0	5	56	0	0	5	55.6
3 Delayed progress towards degree	0	0	1	11	0	0	1	11.1
Valid responses =	0	0	9	100	0	0	9	1.1

Invalid responses include no response.

63B13) Within the last 12 months, to what extent did the following negatively affect your academic performance?

(only includes students who have been diagnosed within the last 12 months)

Shingles

	Cis Men		Cis Women		Trans/Gender Non-conforming		Total	
	Freq.	Pct.	Freq.	Pct.	Freq.	Pct.	Freq.	Pct.
1 Did not affect academic performance	0	0	1	100	0	0	1	100.0
2 Negatively impacted performance in a class	0	0	0	0	0	0	0	0.0
3 Delayed progress towards degree	0	0	0	0	0	0	0	0.0
Valid responses =	0	0	1	100	0	0	1	0.1

Invalid responses include no response.



63B14) Within the last 12 months, to what extent did the following negatively affect your academic performance?

(only includes students who have been diagnosed within the last 12 months)

Stomach or GI virus or bug, food poisoning, or gastritis

	Cis Men		Cis Women		Trans/Gender Non-conforming		Total	
	Freq.	Pct.	Freq.	Pct.	Freq.	Pct.	Freq.	Pct.
1 Did not affect academic performance	3	60	28	44	2	100	33	45.8
2 Negatively impacted performance in a class	2	40	33	52	0	0	36	50.0
3 Delayed progress towards degree	0	0	3	5	0	0	3	4.2
Valid responses =	5	7	64	89	2	3	72	9.2

Invalid responses include no response.

63B15) Within the last 12 months, to what extent did the following negatively affect your academic performance?

(only includes students who have been diagnosed within the last 12 months)

Urinary tract infection

	Cis Men		Cis Women		Trans/Gender Non-conforming		Total	
	Freq.	Pct.	Freq.	Pct.	Freq.	Pct.	Freq.	Pct.
1 Did not affect academic performance	0	0	63	85	3	75	66	84.6
2 Negatively impacted performance in a class	0	0	11	15	1	25	12	15.4
3 Delayed progress towards degree	0	0	0	0	0	0	0	0.0
Valid responses =	0	0	74	95	4	5	78	10.0

Invalid responses include no response.

63B16) Within the last 12 months, to what extent did the following negatively affect your academic performance?

(only includes students who have been diagnosed within the last 12 months)

Other short-term, temporary illness not listed above

	Cis Men		Cis Women		Trans/Gender Non-conforming		Total	
	Freq.	Pct.	Freq.	Pct.	Freq.	Pct.	Freq.	Pct.
1 Did not affect academic performance	2	67	11	58	5	83	18	64.3
2 Negatively impacted performance in a class	1	33	8	42	1	17	10	35.7
3 Delayed progress towards degree	0	0	0	0	0	0	0	0.0
Valid responses =	3	11	19	68	6	21	28	3.6

Invalid responses include no response.

64) Have you ever been tested for HIV?

	Cis Men		Cis Women		Trans/Gender Non-conforming		Total	
	Freq.	Pct.	Freq.	Pct.	Freq.	Pct.	Freq.	Pct.
1 Yes, within the last 12 months	9	6	33	6	4	15	47	6.0
2 Yes, more than 12 months ago	7	5	28	5	0	0	36	4.6
3 No	112	78	478	79	17	65	611	78.3
4 Unsure	15	11	66	11	5	19	86	11.0
Valid responses =	143	18	605	78	26	3	780	99.6

Invalid responses include no response.

64B) Are you taking PrEP (Pre-Exposure Prophylaxis) to prevent HIV infection?

	Cis Men		Cis Women		Trans/Gender Non-conforming		Total	
	Freq.	Pct.	Freq.	Pct.	Freq.	Pct.	Freq.	Pct.
1 No	140	98	596	99	23	92	765	98.3
2 Yes	3	2	8	1	2	8	13	1.7
Valid responses =	143	18	604	78	25	100	778	99.4

Invalid responses include no response.

65A1) Have you ever been diagnosed by a healthcare or mental health professional with any of the following ongoing or chronic conditions?

Acne

	Cis Men		Cis Women		Trans/Gender Non-conforming		Total	
	Freq.	Pct.	Freq.	Pct.	Freq.	Pct.	Freq.	Pct.
1 No	112	79	428	72	20	77	564	73.0
2 Yes	30	21	171	29	6	23	209	27.0
Valid responses =	142	18	599	77	26	3	773	98.7

Invalid responses include no response.

65A2) Have you ever been diagnosed by a healthcare or mental health professional with any of the following ongoing or chronic conditions?

ADD/ADHD - Attention Deficit/Hyperactivity Disorder

	Cis Men		Cis Women		Trans/Gender Non-conforming		Total	
	Freq.	Pct.	Freq.	Pct.	Freq.	Pct.	Freq.	Pct.
1 No	128	90	540	90	19	73	693	89.1
2 Yes	15	11	63	10	7	27	85	10.9
Valid responses =	143	18	603	78	26	3	778	99.4

Invalid responses include no response.



AMERICAN COLLEGE HEALTH ASSOCIATION

American College Health Association-National College Health Assessment (ACHA-NCHA III)

Institutional Data Report - Spring 2022

American College Health Association

8455 Colesville Road, Suite 740

Silver Spring, MD 20910

(410) 859-1500

www.acha.org

UNIVERSITY OF NORTHERN IOWA

May 1, 2022

FREQUENCY REPORT

Number of Surveys (n) = 783 Web Surveys

65A3) Have you ever been diagnosed by a healthcare or mental health professional with any of the following ongoing or chronic conditions?

Alcohol or Other Drug-Related Abuse or Addiction

	Cis Men		Cis Women		Trans/Gender Non-conforming		Total	
	Freq.	Pct.	Freq.	Pct.	Freq.	Pct.	Freq.	Pct.
1 No	141	99	595	99	24	92	766	98.7
2 Yes	2	1	6	1	2	8	10	1.3
Valid responses =	143	18	601	77	26	3	776	99.1

Invalid responses include no response.

65A4) Have you ever been diagnosed by a healthcare or mental health professional with any of the following ongoing or chronic conditions?

Allergies - food allergy

	Cis Men		Cis Women		Trans/Gender Non-conforming		Total	
	Freq.	Pct.	Freq.	Pct.	Freq.	Pct.	Freq.	Pct.
1 No	136	95	547	91	22	85	709	91.2
2 Yes	7	5	55	9	4	15	68	8.8
Valid responses =	143	18	602	77	26	3	777	99.2

Invalid responses include no response.

65A5) Have you ever been diagnosed by a healthcare or mental health professional with any of the following ongoing or chronic conditions?

Allergies - animals/pets

	Cis Men		Cis Women		Trans/Gender Non-conforming		Total	
	Freq.	Pct.	Freq.	Pct.	Freq.	Pct.	Freq.	Pct.
1 No	122	86	541	90	22	85	690	89.3
2 Yes	20	14	58	10	4	15	83	10.7
Valid responses =	142	18	599	77	26	3	773	98.7

Invalid responses include no response.

65A6) Have you ever been diagnosed by a healthcare or mental health professional with any of the following ongoing or chronic conditions?

Allergies - environmental (for example: pollen, grass, dust, mold)

	Cis Men		Cis Women		Trans/Gender Non-conforming		Total	
	Freq.	Pct.	Freq.	Pct.	Freq.	Pct.	Freq.	Pct.
1 No	100	70	437	73	16	62	558	71.8
2 Yes	42	30	166	28	10	39	219	28.2
Valid responses =	142	18	603	78	26	3	777	99.2

Invalid responses include no response.

65A7) Have you ever been diagnosed by a healthcare or mental health professional with any of the following ongoing or chronic conditions?

Anxiety (for example: Generalized Anxiety, Social Anxiety, Panic Disorder, Specific Phobia)

	Cis Men		Cis Women		Trans/Gender Non-conforming		Total	
	Freq.	Pct.	Freq.	Pct.	Freq.	Pct.	Freq.	Pct.
1 No	106	75	335	56	8	31	450	57.9
2 Yes	36	25	268	44	18	69	327	42.1
Valid responses =	142	18	603	78	26	3	777	99.2

Invalid responses include no response.

65A8) Have you ever been diagnosed by a healthcare or mental health professional with any of the following ongoing or chronic conditions?

Asthma

	Cis Men		Cis Women		Trans/Gender Non-conforming		Total	
	Freq.	Pct.	Freq.	Pct.	Freq.	Pct.	Freq.	Pct.
1 No	121	85	529	88	23	89	677	87.4
2 Yes	22	15	71	12	3	12	98	12.6
Valid responses =	143	18	600	77	26	3	775	99.0

Invalid responses include no response.

65A9) Have you ever been diagnosed by a healthcare or mental health professional with any of the following ongoing or chronic conditions?

Autism spectrum

	Cis Men		Cis Women		Trans/Gender Non-conforming		Total	
	Freq.	Pct.	Freq.	Pct.	Freq.	Pct.	Freq.	Pct.
1 No	141	99	587	99	25	100	759	99.0
2 Yes	2	1	6	1	0	0	8	1.0
Valid responses =	143	19	593	77	25	3	767	98.0

Invalid responses include no response.

65A10) Have you ever been diagnosed by a healthcare or mental health professional with any of the following ongoing or chronic conditions?

Bipolar and Related Conditions (for example: Bipolar I, II, Hypomanic Episode)

	Cis Men		Cis Women		Trans/Gender Non-conforming		Total	
	Freq.	Pct.	Freq.	Pct.	Freq.	Pct.	Freq.	Pct.
1 No	141	99	593	99	24	92	763	98.2
2 Yes	2	1	9	2	2	8	14	1.8
Valid responses =	143	18	602	77	26	3	777	99.2

Invalid responses include no response.



**65A11) Have you ever been diagnosed by a healthcare or mental health professional with any of the following ongoing or chronic conditions?
Borderline Personality Disorder (BPD), Avoidant Personality, Dependent Personality, or another personality disorder**

	Cis Men		Cis Women		Trans/Gender Non-conforming		Total	
	Freq.	Pct.	Freq.	Pct.	Freq.	Pct.	Freq.	Pct.
1 No	141	99	596	99	24	92	767	98.6
2 Yes	2	1	7	1	2	8	11	1.4
Valid responses =	143	18	603	78	26	3	778	99.4

Invalid responses include no response.

**65A12) Have you ever been diagnosed by a healthcare or mental health professional with any of the following ongoing or chronic conditions?
Cancer**

	Cis Men		Cis Women		Trans/Gender Non-conforming		Total	
	Freq.	Pct.	Freq.	Pct.	Freq.	Pct.	Freq.	Pct.
1 No	142	99	601	100	26	100	775	99.6
2 Yes	1	1	2	0	0	0	3	0.4
Valid responses =	143	18	603	78	26	3	778	99.4

Invalid responses include no response.

**65A13) Have you ever been diagnosed by a healthcare or mental health professional with any of the following ongoing or chronic conditions?
Celiac disease**

	Cis Men		Cis Women		Trans/Gender Non-conforming		Total	
	Freq.	Pct.	Freq.	Pct.	Freq.	Pct.	Freq.	Pct.
1 No	142	99	591	99	26	100	763	98.5
2 Yes	1	1	9	2	0	0	12	1.5
Valid responses =	143	18	600	77	26	3	775	99.0

Invalid responses include no response.

**65A14) Have you ever been diagnosed by a healthcare or mental health professional with any of the following ongoing or chronic conditions?
Chronic pain (for example: back or joint pain, arthritis, nerve pain)**

	Cis Men		Cis Women		Trans/Gender Non-conforming		Total	
	Freq.	Pct.	Freq.	Pct.	Freq.	Pct.	Freq.	Pct.
1 No	140	98	568	95	24	92	738	95.3
2 Yes	3	2	31	5	2	8	36	4.7
Valid responses =	143	18	599	77	26	3	774	98.9

Invalid responses include no response.

**65A15) Have you ever been diagnosed by a healthcare or mental health professional with any of the following ongoing or chronic conditions?
Depression (for example: Major depression, persistent depressive disorder, disruptive mood disorder)**

	Cis Men		Cis Women		Trans/Gender Non-conforming		Total	
	Freq.	Pct.	Freq.	Pct.	Freq.	Pct.	Freq.	Pct.
1 No	120	84	411	68	9	35	542	69.7
2 Yes	23	16	192	32	17	65	236	30.3
Valid responses =	143	18	603	78	26	3	778	99.4

Invalid responses include no response.

**65A16) Have you ever been diagnosed by a healthcare or mental health professional with any of the following ongoing or chronic conditions?
Diabetes or pre-diabetes/insulin resistance**

	Cis Men		Cis Women		Trans/Gender Non-conforming		Total	
	Freq.	Pct.	Freq.	Pct.	Freq.	Pct.	Freq.	Pct.
1 No	139	99	595	99	26	100	766	98.8
2 Yes	2	1	7	1	0	0	9	1.2
Valid responses =	141	18	602	78	26	3	775	99.0

Invalid responses include no response.

**65A17) Have you ever been diagnosed by a healthcare or mental health professional with any of the following ongoing or chronic conditions?
Eating Disorders (for example: Anorexia Nervosa, Bulimia Nervosa, Binge-Eating)**

	Cis Men		Cis Women		Trans/Gender Non-conforming		Total	
	Freq.	Pct.	Freq.	Pct.	Freq.	Pct.	Freq.	Pct.
1 No	139	97	569	95	21	81	734	94.5
2 Yes	4	3	33	6	5	19	43	5.5
Valid responses =	143	18	602	77	26	3	777	99.2

Invalid responses include no response.

**65A18) Have you ever been diagnosed by a healthcare or mental health professional with any of the following ongoing or chronic conditions?
Endometriosis**

	Cis Men		Cis Women		Trans/Gender Non-conforming		Total	
	Freq.	Pct.	Freq.	Pct.	Freq.	Pct.	Freq.	Pct.
1 No	142	99	596	99	26	100	770	99.1
2 Yes	1	1	6	1	0	0	7	0.9
Valid responses =	143	18	602	77	26	3	777	99.2

Invalid responses include no response.



65A19) Have you ever been diagnosed by a healthcare or mental health professional with any of the following ongoing or chronic conditions?

Gambling Disorder

	Cis Men		Cis Women		Trans/Gender Non-conforming		Total	
	Freq.	Pct.	Freq.	Pct.	Freq.	Pct.	Freq.	Pct.
1 No	141	99	601	100	26	100	774	99.9
2 Yes	1	1	0	0	0	0	1	0.1
Valid responses =	142	18	601	78	26	3	775	99.0

Invalid responses include no response.

65A20) Have you ever been diagnosed by a healthcare or mental health professional with any of the following ongoing or chronic conditions?

Genital herpes

	Cis Men		Cis Women		Trans/Gender Non-conforming		Total	
	Freq.	Pct.	Freq.	Pct.	Freq.	Pct.	Freq.	Pct.
1 No	140	99	592	99	25	96	763	99.2
2 Yes	1	1	4	1	1	4	6	0.8
Valid responses =	141	18	596	78	26	3	769	98.2

Invalid responses include no response.

65A21) Have you ever been diagnosed by a healthcare or mental health professional with any of the following ongoing or chronic conditions?

Gastroesophageal Reflux Disease (GERD) or acid reflux

	Cis Men		Cis Women		Trans/Gender Non-conforming		Total	
	Freq.	Pct.	Freq.	Pct.	Freq.	Pct.	Freq.	Pct.
1 No	135	95	570	95	23	89	734	94.7
2 Yes	7	5	31	5	3	12	41	5.3
Valid responses =	142	18	601	78	26	3	775	99.0

Invalid responses include no response.

65A22) Have you ever been diagnosed by a healthcare or mental health professional with any of the following ongoing or chronic conditions?

Heart & vascular disorders (for example: atrial fibrillation or other cardiac arrhythmia, mitral valve prolapse or other valvular heart disease, congenital heart condition)

	Cis Men		Cis Women		Trans/Gender Non-conforming		Total	
	Freq.	Pct.	Freq.	Pct.	Freq.	Pct.	Freq.	Pct.
1 No	140	98	583	97	26	100	755	97.3
2 Yes	3	2	18	3	0	0	21	2.7
Valid responses =	143	18	601	77	26	3	776	99.1

Invalid responses include no response.

65A23) Have you ever been diagnosed by a healthcare or mental health professional with any of the following ongoing or chronic conditions?

Hepatitis B or C

	Cis Men		Cis Women		Trans/Gender Non-conforming		Total	
	Freq.	Pct.	Freq.	Pct.	Freq.	Pct.	Freq.	Pct.
1 No	142	100	600	100	26	100	774	100.0
2 Yes	0	0	0	0	0	0	0	0.0
Valid responses =	142	18	600	78	26	3	774	98.9

Invalid responses include no response.

65A24) Have you ever been diagnosed by a healthcare or mental health professional with any of the following ongoing or chronic conditions?

High blood pressure (hypertension)

	Cis Men		Cis Women		Trans/Gender Non-conforming		Total	
	Freq.	Pct.	Freq.	Pct.	Freq.	Pct.	Freq.	Pct.
1 No	141	99	596	99	26	100	769	99.2
2 Yes	1	1	5	1	0	0	6	0.8
Valid responses =	142	18	601	78	26	3	775	99.0

Invalid responses include no response.

65A25) Have you ever been diagnosed by a healthcare or mental health professional with any of the following ongoing or chronic conditions?

High cholesterol (hyperlipidemia)

	Cis Men		Cis Women		Trans/Gender Non-conforming		Total	
	Freq.	Pct.	Freq.	Pct.	Freq.	Pct.	Freq.	Pct.
1 No	142	99	594	99	24	92	765	98.7
2 Yes	1	1	6	1	2	8	10	1.3
Valid responses =	143	18	600	77	26	3	775	99.0

Invalid responses include no response.

65A26) Have you ever been diagnosed by a healthcare or mental health professional with any of the following ongoing or chronic conditions?

HIV or AIDS

	Cis Men		Cis Women		Trans/Gender Non-conforming		Total	
	Freq.	Pct.	Freq.	Pct.	Freq.	Pct.	Freq.	Pct.
1 No	142	99	596	100	26	100	770	99.6
2 Yes	1	1	2	0	0	0	3	0.4
Valid responses =	143	18	598	77	26	3	773	98.7

Invalid responses include no response.



**65A27) Have you ever been diagnosed by a healthcare or mental health professional with any of the following ongoing or chronic conditions?
Human papillomavirus (HPV) or genital warts**

	Cis Men		Cis Women		Trans/Gender Non-conforming		Total	
	Freq.	Pct.	Freq.	Pct.	Freq.	Pct.	Freq.	Pct.
1 No	141	99	598	100	26	100	771	99.4
2 Yes	2	1	3	1	0	0	5	0.6
Valid responses =	143	18	601	77	26	3	776	99.1

Invalid responses include no response.

**65A28) Have you ever been diagnosed by a healthcare or mental health professional with any of the following ongoing or chronic conditions?
Insomnia**

	Cis Men		Cis Women		Trans/Gender Non-conforming		Total	
	Freq.	Pct.	Freq.	Pct.	Freq.	Pct.	Freq.	Pct.
1 No	140	98	570	96	22	85	737	95.5
2 Yes	3	2	27	5	4	15	35	4.5
Valid responses =	143	19	597	77	26	3	772	98.6

Invalid responses include no response.

**65A29) Have you ever been diagnosed by a healthcare or mental health professional with any of the following ongoing or chronic conditions?
Irritable bowel syndrome (spastic colon or spastic bowel)**

	Cis Men		Cis Women		Trans/Gender Non-conforming		Total	
	Freq.	Pct.	Freq.	Pct.	Freq.	Pct.	Freq.	Pct.
1 No	141	99	575	96	25	96	747	96.1
2 Yes	2	1	27	5	1	4	30	3.9
Valid responses =	143	18	602	77	26	3	777	99.2

Invalid responses include no response.

**65A30) Have you ever been diagnosed by a healthcare or mental health professional with any of the following ongoing or chronic conditions?
Migraine headaches**

	Cis Men		Cis Women		Trans/Gender Non-conforming		Total	
	Freq.	Pct.	Freq.	Pct.	Freq.	Pct.	Freq.	Pct.
1 No	134	94	519	86	18	69	677	87.2
2 Yes	9	6	82	14	8	31	99	12.8
Valid responses =	143	18	601	77	26	3	776	99.1

Invalid responses include no response.

**65A31) Have you ever been diagnosed by a healthcare or mental health professional with any of the following ongoing or chronic conditions?
Obsessive-Compulsive and Related Conditions (for example: OCD, Body Dysmorphia, Hoarding, Trichotillomania, other body-focused repetitive behavior disorders)**

	Cis Men		Cis Women		Trans/Gender Non-conforming		Total	
	Freq.	Pct.	Freq.	Pct.	Freq.	Pct.	Freq.	Pct.
1 No	140	98	578	96	21	81	745	95.9
2 Yes	3	2	24	4	5	19	32	4.1
Valid responses =	143	18	602	77	26	3	777	99.2

Invalid responses include no response.

**65A32) Have you ever been diagnosed by a healthcare or mental health professional with any of the following ongoing or chronic conditions?
Polycystic Ovarian Syndrome (PCOS)**

	Cis Men		Cis Women		Trans/Gender Non-conforming		Total	
	Freq.	Pct.	Freq.	Pct.	Freq.	Pct.	Freq.	Pct.
1 No	142	99	590	98	26	100	763	98.5
2 Yes	1	1	11	2	0	0	12	1.5
Valid responses =	143	18	601	78	26	3	775	99.0

Invalid responses include no response.

**65A33) Have you ever been diagnosed by a healthcare or mental health professional with any of the following ongoing or chronic conditions?
PTSD (Posttraumatic Stress Disorder), Acute Stress Disorder, Adjustment Disorder, or another trauma- or stressor-related condition**

	Cis Men		Cis Women		Trans/Gender Non-conforming		Total	
	Freq.	Pct.	Freq.	Pct.	Freq.	Pct.	Freq.	Pct.
1 No	141	99	567	94	19	73	732	94.2
2 Yes	2	1	35	6	7	27	45	5.8
Valid responses =	143	18	602	77	26	3	777	99.2

Invalid responses include no response.



65A34) Have you ever been diagnosed by a healthcare or mental health professional with any of the following ongoing or chronic conditions?

Schizophrenia and Other Psychotic Conditions (for example: Schizophrenia, Schizoaffective Disorder, Schizophreniform Disorder, Delusional Disorder)

	Cis Men		Cis Women		Trans/Gender Non-conforming		Total	
	Freq.	Pct.	Freq.	Pct.	Freq.	Pct.	Freq.	Pct.
1 No	141	99	603	100	25	96	775	99.7
2 Yes	1	1	0	0	1	4	2	0.3
Valid responses =	142	18	603	78	26	3	777	99.2

Invalid responses include no response.

65A35) Have you ever been diagnosed by a healthcare or mental health professional with any of the following ongoing or chronic conditions?

Sleep Apnea

	Cis Men		Cis Women		Trans/Gender Non-conforming		Total	
	Freq.	Pct.	Freq.	Pct.	Freq.	Pct.	Freq.	Pct.
1 No	141	99	599	100	25	96	770	99.1
2 Yes	2	1	3	1	1	4	7	0.9
Valid responses =	143	18	602	77	26	3	777	99.2

Invalid responses include no response.

65A36) Have you ever been diagnosed by a healthcare or mental health professional with any of the following ongoing or chronic conditions?

Thyroid condition or disorder

	Cis Men		Cis Women		Trans/Gender Non-conforming		Total	
	Freq.	Pct.	Freq.	Pct.	Freq.	Pct.	Freq.	Pct.
1 No	138	98	585	98	24	92	753	97.7
2 Yes	3	2	13	2	2	8	18	2.3
Valid responses =	141	18	598	78	26	3	771	98.5

Invalid responses include no response.

65A37) Have you ever been diagnosed by a healthcare or mental health professional with any of the following ongoing or chronic conditions?

Tourette's or other neurodevelopmental condition not already listed

	Cis Men		Cis Women		Trans/Gender Non-conforming		Total	
	Freq.	Pct.	Freq.	Pct.	Freq.	Pct.	Freq.	Pct.
1 No	142	99	601	100	26	100	775	99.7
2 Yes	1	1	1	0	0	0	2	0.3
Valid responses =	143	18	602	77	26	3	777	99.2

Invalid responses include no response.

65A38) Have you ever been diagnosed by a healthcare or mental health professional with any of the following ongoing or chronic conditions?

Traumatic brain injury (TBI)

	Cis Men		Cis Women		Trans/Gender Non-conforming		Total	
	Freq.	Pct.	Freq.	Pct.	Freq.	Pct.	Freq.	Pct.
1 No	140	99	597	100	26	100	769	99.4
2 Yes	2	1	3	1	0	0	5	0.6
Valid responses =	142	18	600	78	26	3	774	98.9

Invalid responses include no response.

65A39) Have you ever been diagnosed by a healthcare or mental health professional with any of the following ongoing or chronic conditions?

Urinary system disorder (for example: bladder or kidney disease, urinary reflux, interstitial cystitis)

	Cis Men		Cis Women		Trans/Gender Non-conforming		Total	
	Freq.	Pct.	Freq.	Pct.	Freq.	Pct.	Freq.	Pct.
1 No	143	100	594	99	26	100	769	98.8
2 Yes	0	0	9	2	0	0	9	1.2
Valid responses =	143	18	603	78	26	3	778	99.4

Invalid responses include no response.

65A40) Have you ever been diagnosed by a healthcare or mental health professional with any of the following ongoing or chronic conditions?

Other ongoing or chronic condition not listed above

	Cis Men		Cis Women		Trans/Gender Non-conforming		Total	
	Freq.	Pct.	Freq.	Pct.	Freq.	Pct.	Freq.	Pct.
1 No	124	96	504	94	22	88	656	94.1
2 Yes	5	4	33	6	3	12	41	5.9
Valid responses =	129	19	537	77	25	4	697	89.0

Invalid responses include no response.



65B1) Please indicate in which of the following categories you have an other ongoing or chronic condition that has been diagnosed by a healthcare or mental health professional. (only includes students that selected having an other ongoing or chronic condition not listed above)
Allergic & immunologic disorder

	Cis Men		Cis Women		Trans/Gender Non-conforming		Total	
	Freq.	Pct.	Freq.	Pct.	Freq.	Pct.	Freq.	Pct.
1 No	4	100	26	87	3	100	33	89.2
2 Yes	0	0	4	13	0	0	4	10.8
Valid responses =	4	11	30	81	3	8	37	4.7

Invalid responses include no response.

65B2) Please indicate in which of the following categories you have an other ongoing or chronic condition that has been diagnosed by a healthcare or mental health professional. (only includes students that selected having an other ongoing or chronic condition not listed above)
Autoimmune disorder

	Cis Men		Cis Women		Trans/Gender Non-conforming		Total	
	Freq.	Pct.	Freq.	Pct.	Freq.	Pct.	Freq.	Pct.
1 No	3	75	22	71	3	100	28	73.7
2 Yes	1	25	9	29	0	0	10	26.3
Valid responses =	4	11	31	82	3	8	38	4.9

Invalid responses include no response.

65B3) Please indicate in which of the following categories you have an other ongoing or chronic condition that has been diagnosed by a healthcare or mental health professional. (only includes students that selected having an other ongoing or chronic condition not listed above)
Blood disorder

	Cis Men		Cis Women		Trans/Gender Non-conforming		Total	
	Freq.	Pct.	Freq.	Pct.	Freq.	Pct.	Freq.	Pct.
1 No	3	75	29	97	2	67	34	91.9
2 Yes	1	25	1	3	1	33	3	8.1
Valid responses =	4	11	30	81	3	8	37	4.7

Invalid responses include no response.

65B4) Please indicate in which of the following categories you have an other ongoing or chronic condition that has been diagnosed by a healthcare or mental health professional. (only includes students that selected having an other ongoing or chronic condition not listed above)
Brain & nervous system disorder

	Cis Men		Cis Women		Trans/Gender Non-conforming		Total	
	Freq.	Pct.	Freq.	Pct.	Freq.	Pct.	Freq.	Pct.
1 No	3	75	27	90	3	100	33	89.2
2 Yes	1	25	3	10	0	0	4	10.8
Valid responses =	4	11	30	81	3	8	37	4.7

Invalid responses include no response.

65B5) Please indicate in which of the following categories you have an other ongoing or chronic condition that has been diagnosed by a healthcare or mental health professional. (only includes students that selected having an other ongoing or chronic condition not listed above)
Hair, skin, nails disorder

	Cis Men		Cis Women		Trans/Gender Non-conforming		Total	
	Freq.	Pct.	Freq.	Pct.	Freq.	Pct.	Freq.	Pct.
1 No	3	75	27	90	3	100	33	89.2
2 Yes	1	25	3	10	0	0	4	10.8
Valid responses =	4	11	30	81	3	8	37	4.7

Invalid responses include no response.

65B6) Please indicate in which of the following categories you have an other ongoing or chronic condition that has been diagnosed by a healthcare or mental health professional. (only includes students that selected having an other ongoing or chronic condition not listed above)
Digestive system disorder

	Cis Men		Cis Women		Trans/Gender Non-conforming		Total	
	Freq.	Pct.	Freq.	Pct.	Freq.	Pct.	Freq.	Pct.
1 No	3	75	27	90	3	100	33	89.2
2 Yes	1	25	3	10	0	0	4	10.8
Valid responses =	4	11	30	81	3	8	37	4.7

Invalid responses include no response.

65B7) Please indicate in which of the following categories you have an other ongoing or chronic condition that has been diagnosed by a healthcare or mental health professional. (only includes students that selected having an other ongoing or chronic condition not listed above)
Endocrine system disorder

	Cis Men		Cis Women		Trans/Gender Non-conforming		Total	
	Freq.	Pct.	Freq.	Pct.	Freq.	Pct.	Freq.	Pct.
1 No	4	100	30	100	3	100	37	100.0
2 Yes	0	0	0	0	0	0	0	0.0
Valid responses =	4	11	30	81	3	8	37	4.7

Invalid responses include no response.



65B8) Please indicate in which of the following categories you have an other ongoing or chronic condition that has been diagnosed by a healthcare or mental health professional. (only includes students that selected having an other ongoing or chronic condition not listed above)
Eye/ear/nose/throat disorder

	Cis Men		Cis Women		Trans/Gender Non-conforming		Total	
	Freq.	Pct.	Freq.	Pct.	Freq.	Pct.	Freq.	Pct.
1 No	4	100	27	93	2	67	33	91.7
2 Yes	0	0	2	7	1	33	3	8.3
Valid responses =	4	11	29	81	3	8	36	4.6

Invalid responses include no response.

65B9) Please indicate in which of the following categories you have an other ongoing or chronic condition that has been diagnosed by a healthcare or mental health professional. (only includes students that selected having an other ongoing or chronic condition not listed above)
Heart & vascular disorder

	Cis Men		Cis Women		Trans/Gender Non-conforming		Total	
	Freq.	Pct.	Freq.	Pct.	Freq.	Pct.	Freq.	Pct.
1 No	3	75	28	93	3	100	34	91.9
2 Yes	1	25	2	7	0	0	3	8.1
Valid responses =	4	11	30	81	3	8	37	4.7

Invalid responses include no response.

65B10) Please indicate in which of the following categories you have an other ongoing or chronic condition that has been diagnosed by a healthcare or mental health professional. (only includes students that selected having an other ongoing or chronic condition not listed above)
Infectious disease

	Cis Men		Cis Women		Trans/Gender Non-conforming		Total	
	Freq.	Pct.	Freq.	Pct.	Freq.	Pct.	Freq.	Pct.
1 No	4	100	30	100	3	100	37	100.0
2 Yes	0	0	0	0	0	0	0	0.0
Valid responses =	4	11	30	81	3	8	37	4.7

Invalid responses include no response.

65B11) Please indicate in which of the following categories you have an other ongoing or chronic condition that has been diagnosed by a healthcare or mental health professional. (only includes students that selected having an other ongoing or chronic condition not listed above)
Mental health/psychological disorder

	Cis Men		Cis Women		Trans/Gender Non-conforming		Total	
	Freq.	Pct.	Freq.	Pct.	Freq.	Pct.	Freq.	Pct.
1 No	4	100	26	87	1	33	31	83.8
2 Yes	0	0	4	13	2	67	6	16.2
Valid responses =	4	11	30	81	3	8	37	4.7

Invalid responses include no response.

65B12) Please indicate in which of the following categories you have an other ongoing or chronic condition that has been diagnosed by a healthcare or mental health professional. (only includes students that selected having an other ongoing or chronic condition not listed above)
Musculoskeletal disorder

	Cis Men		Cis Women		Trans/Gender Non-conforming		Total	
	Freq.	Pct.	Freq.	Pct.	Freq.	Pct.	Freq.	Pct.
1 No	4	80	28	93	2	67	34	89.5
2 Yes	1	20	2	7	1	33	4	10.5
Valid responses =	5	13	30	79	3	8	38	4.9

Invalid responses include no response.

65B13) Please indicate in which of the following categories you have an other ongoing or chronic condition that has been diagnosed by a healthcare or mental health professional. (only includes students that selected having an other ongoing or chronic condition not listed above)
Reproductive system disorder

	Cis Men		Cis Women		Trans/Gender Non-conforming		Total	
	Freq.	Pct.	Freq.	Pct.	Freq.	Pct.	Freq.	Pct.
1 No	4	100	27	90	3	100	34	91.9
2 Yes	0	0	3	10	0	0	3	8.1
Valid responses =	4	11	30	81	3	8	37	4.7

Invalid responses include no response.

65B14) Please indicate in which of the following categories you have an other ongoing or chronic condition that has been diagnosed by a healthcare or mental health professional. (only includes students that selected having an other ongoing or chronic condition not listed above)
Respiratory disorder

	Cis Men		Cis Women		Trans/Gender Non-conforming		Total	
	Freq.	Pct.	Freq.	Pct.	Freq.	Pct.	Freq.	Pct.
1 No	4	100	29	97	3	100	36	97.3
2 Yes	0	0	1	3	0	0	1	2.7
Valid responses =	4	11	30	81	3	8	37	4.7

Invalid responses include no response.



65B15) Please indicate in which of the following categories you have an other ongoing or chronic condition that has been diagnosed by a healthcare or mental health professional. (only includes students that selected having an other ongoing or chronic condition not listed above)
Sleep-wake disorder

	Cis Men		Cis Women		Trans/Gender Non-conforming		Total	
	Freq.	Pct.	Freq.	Pct.	Freq.	Pct.	Freq.	Pct.
1 No	4	100	29	97	2	67	35	94.6
2 Yes	0	0	1	3	1	33	2	5.4
Valid responses =	4	11	30	81	3	8	37	4.7

Invalid responses include no response.

65B16) Please indicate in which of the following categories you have an other ongoing or chronic condition that has been diagnosed by a healthcare or mental health professional. (only includes students that selected having an other ongoing or chronic condition not listed above)
Urinary system disorder

	Cis Men		Cis Women		Trans/Gender Non-conforming		Total	
	Freq.	Pct.	Freq.	Pct.	Freq.	Pct.	Freq.	Pct.
1 No	4	100	30	100	3	100	37	100.0
2 Yes	0	0	0	0	0	0	0	0.0
Valid responses =	4	11	30	81	3	8	37	4.7

Invalid responses include no response.

65B17) Please indicate in which of the following categories you have an other ongoing or chronic condition that has been diagnosed by a healthcare or mental health professional. (only includes students that selected having an other ongoing or chronic condition not listed above)
Other ongoing or chronic condition not previously reported

	Cis Men		Cis Women		Trans/Gender Non-conforming		Total	
	Freq.	Pct.	Freq.	Pct.	Freq.	Pct.	Freq.	Pct.
1 No	2	100	17	63	2	100	21	67.7
2 Yes	0	0	10	37	0	0	10	32.3
Valid responses =	2	6	27	87	2	6	31	4.0

Invalid responses include no response.

65C1) Have you ever been diagnosed with any of the following ongoing or chronic allergic & immunologic disorders? (only includes students that selected having an ongoing/chronic allergic & immunologic disorder not listed above)
Anaphylaxis

	Cis Men		Cis Women		Trans/Gender Non-conforming		Total	
	Freq.	Pct.	Freq.	Pct.	Freq.	Pct.	Freq.	Pct.
1 No	0	0	4	100	0	0	4	100.0
2 Yes	0	0	0	0	0	0	0	0.0
Valid responses =	0	0	4	100	0	0	4	0.5

Invalid responses include no response.

65C2) Have you ever been diagnosed with any of the following ongoing or chronic allergic & immunologic disorders? (only includes students that selected having an ongoing/chronic allergic & immunologic disorder not listed above)
Medication allergy

	Cis Men		Cis Women		Trans/Gender Non-conforming		Total	
	Freq.	Pct.	Freq.	Pct.	Freq.	Pct.	Freq.	Pct.
1 No	0	0	4	100	0	0	4	100.0
2 Yes	0	0	0	0	0	0	0	0.0
Valid responses =	0	0	4	100	0	0	4	0.5

Invalid responses include no response.

65C3) Have you ever been diagnosed with any of the following ongoing or chronic allergic & immunologic disorders? (only includes students that selected having an ongoing/chronic allergic & immunologic disorder not listed above)
Latex allergy

	Cis Men		Cis Women		Trans/Gender Non-conforming		Total	
	Freq.	Pct.	Freq.	Pct.	Freq.	Pct.	Freq.	Pct.
1 No	0	0	3	75	0	0	3	75.0
2 Yes	0	0	1	25	0	0	1	25.0
Valid responses =	0	0	4	100	0	0	4	0.5

Invalid responses include no response.

65C4) Have you ever been diagnosed with any of the following ongoing or chronic allergic & immunologic disorders? (only includes students that selected having an ongoing/chronic allergic & immunologic disorder not listed above)
Insect/bee sting allergy

	Cis Men		Cis Women		Trans/Gender Non-conforming		Total	
	Freq.	Pct.	Freq.	Pct.	Freq.	Pct.	Freq.	Pct.
1 No	0	0	4	100	0	0	4	100.0
2 Yes	0	0	0	0	0	0	0	0.0
Valid responses =	0	0	4	100	0	0	4	0.5

Invalid responses include no response.



65C5) Have you ever been diagnosed with any of the following ongoing or chronic allergic & immunologic disorders?

(only includes students that selected having an ongoing/chronic allergic & immunologic disorder not listed above)

Immune deficiency

	Cis Men		Cis Women		Trans/Gender Non-conforming		Total	
	Freq.	Pct.	Freq.	Pct.	Freq.	Pct.	Freq.	Pct.
1 No	0	0	2	50	0	0	2	50.0
2 Yes	0	0	2	50	0	0	2	50.0
Valid responses =	0	0	4	100	0	0	4	0.5

Invalid responses include no response.

65C6) Have you ever been diagnosed with any of the following ongoing or chronic allergic & immunologic disorders?

(only includes students that selected having an ongoing/chronic allergic & immunologic disorder not listed above)

Other allergic or immunologic condition not previously reported

	Cis Men		Cis Women		Trans/Gender Non-conforming		Total	
	Freq.	Pct.	Freq.	Pct.	Freq.	Pct.	Freq.	Pct.
1 No	0	0	2	100	0	0	2	100.0
2 Yes	0	0	0	0	0	0	0	0.0
Valid responses =	0	0	2	100	0	0	2	0.3

Invalid responses include no response.

65D1) Have you ever been diagnosed with any of the following ongoing or chronic autoimmune disorders?

(only includes students that selected having an ongoing/chronic autoimmune disorder not listed above)

Other allergic or immunologic condition

	Cis Men		Cis Women		Trans/Gender Non-conforming		Total	
	Freq.	Pct.	Freq.	Pct.	Freq.	Pct.	Freq.	Pct.
1 No	1	100	8	89	0	0	9	90.0
2 Yes	0	0	1	11	0	0	1	10.0
Valid responses =	1	10	9	90	0	0	10	1.3

Invalid responses include no response.

65D2) Have you ever been diagnosed with any of the following ongoing or chronic autoimmune disorders?

(only includes students that selected having an ongoing/chronic autoimmune disorder not listed above)

Rheumatoid Arthritis

	Cis Men		Cis Women		Trans/Gender Non-conforming		Total	
	Freq.	Pct.	Freq.	Pct.	Freq.	Pct.	Freq.	Pct.
1 No	1	100	9	100	0	0	10	100.0
2 Yes	0	0	0	0	0	0	0	0.0
Valid responses =	1	10	9	90	0	0	10	1.3

Invalid responses include no response.

65D3) Have you ever been diagnosed with any of the following ongoing or chronic autoimmune disorders?

(only includes students that selected having an ongoing/chronic autoimmune disorder not listed above)

Scleroderma

	Cis Men		Cis Women		Trans/Gender Non-conforming		Total	
	Freq.	Pct.	Freq.	Pct.	Freq.	Pct.	Freq.	Pct.
1 No	1	100	9	100	0	0	10	100.0
2 Yes	0	0	0	0	0	0	0	0.0
Valid responses =	1	10	9	90	0	0	10	1.3

Invalid responses include no response.

65D4) Have you ever been diagnosed with any of the following ongoing or chronic autoimmune disorders?

(only includes students that selected having an ongoing/chronic autoimmune disorder not listed above)

Systemic Lupus Erythematosus

	Cis Men		Cis Women		Trans/Gender Non-conforming		Total	
	Freq.	Pct.	Freq.	Pct.	Freq.	Pct.	Freq.	Pct.
1 No	1	100	9	100	0	0	10	100.0
2 Yes	0	0	0	0	0	0	0	0.0
Valid responses =	1	10	9	90	0	0	10	1.3

Invalid responses include no response.

65D5) Have you ever been diagnosed with any of the following ongoing or chronic autoimmune disorders?

(only includes students that selected having an ongoing/chronic autoimmune disorder not listed above)

Other autoimmune disorder not previously reported

	Cis Men		Cis Women		Trans/Gender Non-conforming		Total	
	Freq.	Pct.	Freq.	Pct.	Freq.	Pct.	Freq.	Pct.
1 No	1	100	3	38	0	0	4	44.4
2 Yes	0	0	5	63	0	0	5	55.6
Valid responses =	1	11	8	89	0	0	9	1.1

Invalid responses include no response.



65E1) Have you ever been diagnosed with any of the following ongoing or chronic blood disorders?
(only includes students that selected having an ongoing/chronic blood disorder not listed above)

Anemia

	Cis Men		Cis Women		Trans/Gender Non-conforming		Total	
	Freq.	Pct.	Freq.	Pct.	Freq.	Pct.	Freq.	Pct.
1 No	1	100	0	0	0	0	1	33.3
2 Yes	0	0	1	100	1	100	2	66.7
Valid responses =	1	33	1	33	1	33	3	0.4

Invalid responses include no response.

65E2) Have you ever been diagnosed with any of the following ongoing or chronic blood disorders?
(only includes students that selected having an ongoing/chronic blood disorder not listed above)

Hemophilia

	Cis Men		Cis Women		Trans/Gender Non-conforming		Total	
	Freq.	Pct.	Freq.	Pct.	Freq.	Pct.	Freq.	Pct.
1 No	1	100	1	100	1	100	3	100.0
2 Yes	0	0	0	0	0	0	0	0.0
Valid responses =	1	33	1	33	1	33	3	0.4

Invalid responses include no response.

65E3) Have you ever been diagnosed with any of the following ongoing or chronic blood disorders?
(only includes students that selected having an ongoing/chronic blood disorder not listed above)

Hypercoagulable states

	Cis Men		Cis Women		Trans/Gender Non-conforming		Total	
	Freq.	Pct.	Freq.	Pct.	Freq.	Pct.	Freq.	Pct.
1 No	1	100	1	100	1	100	3	100.0
2 Yes	0	0	0	0	0	0	0	0.0
Valid responses =	1	33	1	33	1	33	3	0.4

Invalid responses include no response.

65E4) Have you ever been diagnosed with any of the following ongoing or chronic blood disorders?
(only includes students that selected having an ongoing/chronic blood disorder not listed above)

Platelet Conditions

	Cis Men		Cis Women		Trans/Gender Non-conforming		Total	
	Freq.	Pct.	Freq.	Pct.	Freq.	Pct.	Freq.	Pct.
1 No	1	100	1	100	1	100	3	100.0
2 Yes	0	0	0	0	0	0	0	0.0
Valid responses =	1	33	1	33	1	33	3	0.4

Invalid responses include no response.

65E5) Have you ever been diagnosed with any of the following ongoing or chronic blood disorders?
(only includes students that selected having an ongoing/chronic blood disorder not listed above)

Sickle Cell Disease

	Cis Men		Cis Women		Trans/Gender Non-conforming		Total	
	Freq.	Pct.	Freq.	Pct.	Freq.	Pct.	Freq.	Pct.
1 No	1	100	1	100	1	100	3	100.0
2 Yes	0	0	0	0	0	0	0	0.0
Valid responses =	1	33	1	33	1	33	3	0.4

Invalid responses include no response.

65E6) Have you ever been diagnosed with any of the following ongoing or chronic blood disorders?
(only includes students that selected having an ongoing/chronic blood disorder not listed above)

Other blood condition not previously reported

	Cis Men		Cis Women		Trans/Gender Non-conforming		Total	
	Freq.	Pct.	Freq.	Pct.	Freq.	Pct.	Freq.	Pct.
1 No	1	100	0	0	1	100	2	66.7
2 Yes	0	0	1	100	0	0	1	33.3
Valid responses =	1	33	1	33	1	33	3	0.4

Invalid responses include no response.

65F1) Have you ever been diagnosed with any of the following ongoing or chronic brain & nervous system disorders?
(only includes students that selected having an ongoing/chronic brain & nervous system disorder not listed above)

Cerebral Palsy

	Cis Men		Cis Women		Trans/Gender Non-conforming		Total	
	Freq.	Pct.	Freq.	Pct.	Freq.	Pct.	Freq.	Pct.
1 No	1	100	3	100	0	0	4	100.0
2 Yes	0	0	0	0	0	0	0	0.0
Valid responses =	1	25	3	75	0	0	4	0.5

Invalid responses include no response.



65F2) Have you ever been diagnosed with any of the following ongoing or chronic brain & nervous system disorders?

(only includes students that selected having an ongoing/chronic brain & nervous system disorder not listed above)

Epilepsy

	Cis Men		Cis Women		Trans/Gender Non-conforming		Total	
	Freq.	Pct.	Freq.	Pct.	Freq.	Pct.	Freq.	Pct.
1 No	1	100	3	100	0	0	4	100.0
2 Yes	0	0	0	0	0	0	0	0.0
Valid responses =	1	25	3	75	0	0	4	0.5

Invalid responses include no response.

65F3) Have you ever been diagnosed with any of the following ongoing or chronic brain & nervous system disorders?

(only includes students that selected having an ongoing/chronic brain & nervous system disorder not listed above)

Seizure Conditions

	Cis Men		Cis Women		Trans/Gender Non-conforming		Total	
	Freq.	Pct.	Freq.	Pct.	Freq.	Pct.	Freq.	Pct.
1 No	1	100	2	67	0	0	3	75.0
2 Yes	0	0	1	33	0	0	1	25.0
Valid responses =	1	25	3	75	0	0	4	0.5

Invalid responses include no response.

65F4) Have you ever been diagnosed with any of the following ongoing or chronic brain & nervous system disorders?

(only includes students that selected having an ongoing/chronic brain & nervous system disorder not listed above)

Multiple Sclerosis

	Cis Men		Cis Women		Trans/Gender Non-conforming		Total	
	Freq.	Pct.	Freq.	Pct.	Freq.	Pct.	Freq.	Pct.
1 No	1	100	3	100	0	0	4	100.0
2 Yes	0	0	0	0	0	0	0	0.0
Valid responses =	1	25	3	75	0	0	4	0.5

Invalid responses include no response.

65F5) Have you ever been diagnosed with any of the following ongoing or chronic brain & nervous system disorders?

(only includes students that selected having an ongoing/chronic brain & nervous system disorder not listed above)

Other brain or nervous system condition not previously reported

	Cis Men		Cis Women		Trans/Gender Non-conforming		Total	
	Freq.	Pct.	Freq.	Pct.	Freq.	Pct.	Freq.	Pct.
1 No	0	0	3	100	0	0	3	75.0
2 Yes	1	100	0	0	0	0	1	25.0
Valid responses =	1	25	3	75	0	0	4	0.5

Invalid responses include no response.

65G1) Have you ever been diagnosed with any of the following ongoing or chronic hair, skin, nail disorders?

(only includes students that selected having an ongoing/chronic hair, skin, nail disorder not listed above)

Alopecia

	Cis Men		Cis Women		Trans/Gender Non-conforming		Total	
	Freq.	Pct.	Freq.	Pct.	Freq.	Pct.	Freq.	Pct.
1 No	1	100	3	100	0	0	4	100.0
2 Yes	0	0	0	0	0	0	0	0.0
Valid responses =	1	25	3	75	0	0	4	0.5

Invalid responses include no response.

65G2) Have you ever been diagnosed with any of the following ongoing or chronic hair, skin, nail disorders?

(only includes students that selected having an ongoing/chronic hair, skin, nail disorder not listed above)

Eczema

	Cis Men		Cis Women		Trans/Gender Non-conforming		Total	
	Freq.	Pct.	Freq.	Pct.	Freq.	Pct.	Freq.	Pct.
1 No	1	100	2	67	0	0	3	75.0
2 Yes	0	0	1	33	0	0	1	25.0
Valid responses =	1	25	3	75	0	0	4	0.5

Invalid responses include no response.

65G3) Have you ever been diagnosed with any of the following ongoing or chronic hair, skin, nail disorders?

(only includes students that selected having an ongoing/chronic hair, skin, nail disorder not listed above)

Hirsutism

	Cis Men		Cis Women		Trans/Gender Non-conforming		Total	
	Freq.	Pct.	Freq.	Pct.	Freq.	Pct.	Freq.	Pct.
1 No	1	100	3	100	0	0	4	100.0
2 Yes	0	0	0	0	0	0	0	0.0
Valid responses =	1	25	3	75	0	0	4	0.5

Invalid responses include no response.



65G4) Have you ever been diagnosed with any of the following ongoing or chronic hair, skin, nail disorders?

(only includes students that selected having an ongoing/chronic hair, skin, nail disorder not listed above)

Hyperhidrosis

	Cis Men		Cis Women		Trans/Gender Non-conforming		Total	
	Freq.	Pct.	Freq.	Pct.	Freq.	Pct.	Freq.	Pct.
1 No	1	100	3	100	0	0	4	100.0
2 Yes	0	0	0	0	0	0	0	0.0
Valid responses =	1	25	3	75	0	0	4	0.5

Invalid responses include no response.

65G5) Have you ever been diagnosed with any of the following ongoing or chronic hair, skin, nail disorders?

(only includes students that selected having an ongoing/chronic hair, skin, nail disorder not listed above)

Photodermatitis

	Cis Men		Cis Women		Trans/Gender Non-conforming		Total	
	Freq.	Pct.	Freq.	Pct.	Freq.	Pct.	Freq.	Pct.
1 No	1	100	3	100	0	0	4	100.0
2 Yes	0	0	0	0	0	0	0	0.0
Valid responses =	1	25	3	75	0	0	4	0.5

Invalid responses include no response.

65G6) Have you ever been diagnosed with any of the following ongoing or chronic hair, skin, nail disorders?

(only includes students that selected having an ongoing/chronic hair, skin, nail disorder not listed above)

Psoriasis

	Cis Men		Cis Women		Trans/Gender Non-conforming		Total	
	Freq.	Pct.	Freq.	Pct.	Freq.	Pct.	Freq.	Pct.
1 No	1	100	2	67	0	0	3	75.0
2 Yes	0	0	1	33	0	0	1	25.0
Valid responses =	1	25	3	75	0	0	4	0.5

Invalid responses include no response.

65G7) Have you ever been diagnosed with any of the following ongoing or chronic hair, skin, nail disorders?

(only includes students that selected having an ongoing/chronic hair, skin, nail disorder not listed above)

Vitiligo

	Cis Men		Cis Women		Trans/Gender Non-conforming		Total	
	Freq.	Pct.	Freq.	Pct.	Freq.	Pct.	Freq.	Pct.
1 No	1	100	3	100	0	0	4	100.0
2 Yes	0	0	0	0	0	0	0	0.0
Valid responses =	1	25	3	75	0	0	4	0.5

Invalid responses include no response.

65G8) Have you ever been diagnosed with any of the following ongoing or chronic hair, skin, nail disorders?

(only includes students that selected having an ongoing/chronic hair, skin, nail disorder not listed above)

Other hair, skin, or nail condition not previously reported

	Cis Men		Cis Women		Trans/Gender Non-conforming		Total	
	Freq.	Pct.	Freq.	Pct.	Freq.	Pct.	Freq.	Pct.
1 No	0	0	3	100	0	0	3	75.0
2 Yes	1	100	0	0	0	0	1	25.0
Valid responses =	1	25	3	75	0	0	4	0.5

Invalid responses include no response.

65H1) Have you ever been diagnosed with any of the following ongoing or chronic digestive system disorders?

(only includes students that selected having an ongoing/chronic digestive system disorder not listed above)

Crohn's Disease

	Cis Men		Cis Women		Trans/Gender Non-conforming		Total	
	Freq.	Pct.	Freq.	Pct.	Freq.	Pct.	Freq.	Pct.
1 No	0	0	2	67	0	0	2	50.0
2 Yes	1	100	1	33	0	0	2	50.0
Valid responses =	1	25	3	75	0	0	4	0.5

Invalid responses include no response.

65H2) Have you ever been diagnosed with any of the following ongoing or chronic digestive system disorders?

(only includes students that selected having an ongoing/chronic digestive system disorder not listed above)

Diverticular Disease

	Cis Men		Cis Women		Trans/Gender Non-conforming		Total	
	Freq.	Pct.	Freq.	Pct.	Freq.	Pct.	Freq.	Pct.
1 No	1	100	3	100	0	0	4	100.0
2 Yes	0	0	0	0	0	0	0	0.0
Valid responses =	1	25	3	75	0	0	4	0.5

Invalid responses include no response.



65H3) Have you ever been diagnosed with any of the following ongoing or chronic digestive system disorders?

(only includes students that selected having an ongoing/chronic digestive system disorder not listed above)

Esophageal Disease

	Cis Men		Cis Women		Trans/Gender Non-conforming		Total	
	Freq.	Pct.	Freq.	Pct.	Freq.	Pct.	Freq.	Pct.
1 No	1	100	3	100	0	0	4	100.0
2 Yes	0	0	0	0	0	0	0	0.0
Valid responses =	1	25	3	75	0	0	4	0.5

Invalid responses include no response.

65H4) Have you ever been diagnosed with any of the following ongoing or chronic digestive system disorders?

(only includes students that selected having an ongoing/chronic digestive system disorder not listed above)

Gallbladder Disease

	Cis Men		Cis Women		Trans/Gender Non-conforming		Total	
	Freq.	Pct.	Freq.	Pct.	Freq.	Pct.	Freq.	Pct.
1 No	1	100	3	100	0	0	4	100.0
2 Yes	0	0	0	0	0	0	0	0.0
Valid responses =	1	25	3	75	0	0	4	0.5

Invalid responses include no response.

65H5) Have you ever been diagnosed with any of the following ongoing or chronic digestive system disorders?

(only includes students that selected having an ongoing/chronic digestive system disorder not listed above)

Ulcerative Colitis

	Cis Men		Cis Women		Trans/Gender Non-conforming		Total	
	Freq.	Pct.	Freq.	Pct.	Freq.	Pct.	Freq.	Pct.
1 No	1	100	3	100	0	0	4	100.0
2 Yes	0	0	0	0	0	0	0	0.0
Valid responses =	1	25	3	75	0	0	4	0.5

Invalid responses include no response.

65H6) Have you ever been diagnosed with any of the following ongoing or chronic digestive system disorders?

(only includes students that selected having an ongoing/chronic digestive system disorder not listed above)

Other digestive system condition not previously reported

	Cis Men		Cis Women		Trans/Gender Non-conforming		Total	
	Freq.	Pct.	Freq.	Pct.	Freq.	Pct.	Freq.	Pct.
1 No	1	100	2	100	0	0	3	100.0
2 Yes	0	0	0	0	0	0	0	0.0
Valid responses =	1	33	2	67	0	0	3	0.4

Invalid responses include no response.

65J1) Have you ever been diagnosed with any of the following ongoing or chronic eye, ear, nose, throat disorders?

(only includes students that selected having an ongoing/chronic eye, ear, nose, throat disorder not listed above)

Hearing loss

	Cis Men		Cis Women		Trans/Gender Non-conforming		Total	
	Freq.	Pct.	Freq.	Pct.	Freq.	Pct.	Freq.	Pct.
1 No	0	0	1	50	0	0	1	33.3
2 Yes	0	0	1	50	1	100	2	66.7
Valid responses =	0	0	2	67	1	33	3	0.4

Invalid responses include no response.

65J2) Have you ever been diagnosed with any of the following ongoing or chronic eye, ear, nose, throat disorders?

(only includes students that selected having an ongoing/chronic eye, ear, nose, throat disorder not listed above)

Uveitis

	Cis Men		Cis Women		Trans/Gender Non-conforming		Total	
	Freq.	Pct.	Freq.	Pct.	Freq.	Pct.	Freq.	Pct.
1 No	0	0	2	100	1	100	3	100.0
2 Yes	0	0	0	0	0	0	0	0.0
Valid responses =	0	0	2	67	1	33	3	0.4

Invalid responses include no response.

65J3) Have you ever been diagnosed with any of the following ongoing or chronic eye, ear, nose, throat disorders?

(only includes students that selected having an ongoing/chronic eye, ear, nose, throat disorder not listed above)

Vertigo

	Cis Men		Cis Women		Trans/Gender Non-conforming		Total	
	Freq.	Pct.	Freq.	Pct.	Freq.	Pct.	Freq.	Pct.
1 No	0	0	2	100	1	100	3	100.0
2 Yes	0	0	0	0	0	0	0	0.0
Valid responses =	0	0	2	67	1	33	3	0.4

Invalid responses include no response.



65J4) Have you ever been diagnosed with any of the following ongoing or chronic eye, ear, nose, throat disorders?

(only includes students that selected having an ongoing/chronic eye, ear, nose, throat disorder not listed above)

Other eye/ear/nose/throat condition not previously reported

	Cis Men		Cis Women		Trans/Gender Non-conforming		Total	
	Freq.	Pct.	Freq.	Pct.	Freq.	Pct.	Freq.	Pct.
1 No	0	0	0	0	1	100	1	33.3
2 Yes	0	0	2	100	0	0	2	66.7
Valid responses =	0	0	2	67	1	33	3	0.4

Invalid responses include no response.

65K1) Have you ever been diagnosed with any of the following ongoing or chronic heart & vascular system disorders?

(only includes students that selected having an ongoing/chronic heart & vascular system disorder not listed above)

Cardiac Arrhythmia

	Cis Men		Cis Women		Trans/Gender Non-conforming		Total	
	Freq.	Pct.	Freq.	Pct.	Freq.	Pct.	Freq.	Pct.
1 No	1	100	1	50	0	0	2	66.7
2 Yes	0	0	1	50	0	0	1	33.3
Valid responses =	1	33	2	67	0	0	3	0.4

Invalid responses include no response.

65K2) Have you ever been diagnosed with any of the following ongoing or chronic heart & vascular system disorders?

(only includes students that selected having an ongoing/chronic heart & vascular system disorder not listed above)

Coronary Artery Disease

	Cis Men		Cis Women		Trans/Gender Non-conforming		Total	
	Freq.	Pct.	Freq.	Pct.	Freq.	Pct.	Freq.	Pct.
1 No	1	100	2	100	0	0	3	100.0
2 Yes	0	0	0	0	0	0	0	0.0
Valid responses =	1	33	2	67	0	0	3	0.4

Invalid responses include no response.

65K3) Have you ever been diagnosed with any of the following ongoing or chronic heart & vascular system disorders?

(only includes students that selected having an ongoing/chronic heart & vascular system disorder not listed above)

Congenital Heart Condition

	Cis Men		Cis Women		Trans/Gender Non-conforming		Total	
	Freq.	Pct.	Freq.	Pct.	Freq.	Pct.	Freq.	Pct.
1 No	1	100	2	100	0	0	3	100.0
2 Yes	0	0	0	0	0	0	0	0.0
Valid responses =	1	33	2	67	0	0	3	0.4

Invalid responses include no response.

65K4) Have you ever been diagnosed with any of the following ongoing or chronic heart & vascular system disorders?

(only includes students that selected having an ongoing/chronic heart & vascular system disorder not listed above)

Congestive Heart Failure

	Cis Men		Cis Women		Trans/Gender Non-conforming		Total	
	Freq.	Pct.	Freq.	Pct.	Freq.	Pct.	Freq.	Pct.
1 No	1	100	2	100	0	0	3	100.0
2 Yes	0	0	0	0	0	0	0	0.0
Valid responses =	1	33	2	67	0	0	3	0.4

Invalid responses include no response.

65K5) Have you ever been diagnosed with any of the following ongoing or chronic heart & vascular system disorders?

(only includes students that selected having an ongoing/chronic heart & vascular system disorder not listed above)

Heart Murmur

	Cis Men		Cis Women		Trans/Gender Non-conforming		Total	
	Freq.	Pct.	Freq.	Pct.	Freq.	Pct.	Freq.	Pct.
1 No	1	100	1	50	0	0	2	66.7
2 Yes	0	0	1	50	0	0	1	33.3
Valid responses =	1	33	2	67	0	0	3	0.4

Invalid responses include no response.

65K6) Have you ever been diagnosed with any of the following ongoing or chronic heart & vascular system disorders?

(only includes students that selected having an ongoing/chronic heart & vascular system disorder not listed above)

Valvular Heart Disease (for example: Mitral valve prolapse)

	Cis Men		Cis Women		Trans/Gender Non-conforming		Total	
	Freq.	Pct.	Freq.	Pct.	Freq.	Pct.	Freq.	Pct.
1 No	1	100	2	100	0	0	3	100.0
2 Yes	0	0	0	0	0	0	0	0.0
Valid responses =	1	33	2	67	0	0	3	0.4

Invalid responses include no response.



65K7) Have you ever been diagnosed with any of the following ongoing or chronic heart & vascular system disorders?

(only includes students that selected having an ongoing/chronic heart & vascular system disorder not listed above)

Other heart or vascular condition not previously reported

	Cis Men		Cis Women		Trans/Gender Non-conforming		Total	
	Freq.	Pct.	Freq.	Pct.	Freq.	Pct.	Freq.	Pct.
1 No	0	0	1	50	0	0	1	33.3
2 Yes	1	100	1	50	0	0	2	66.7
Valid responses =	1	33	2	67	0	0	3	0.4

Invalid responses include no response.

65L1) Have you ever been diagnosed with any of the following ongoing or chronic infectious diseases?

(only includes students that selected having an ongoing/chronic infectious disease not listed above)

Lyme Disease

	Cis Men		Cis Women		Trans/Gender Non-conforming		Total	
	Freq.	Pct.	Freq.	Pct.	Freq.	Pct.	Freq.	Pct.
1 No	0	0	0	0	0	0	0	0.0
2 Yes	0	0	0	0	0	0	0	0.0
Valid responses =	0	0	0	0	0	0	0	0.0

Invalid responses include no response.

65L2) Have you ever been diagnosed with any of the following ongoing or chronic infectious diseases?

(only includes students that selected having an ongoing/chronic infectious disease not listed above)

Other infectious disease not previously reported

	Cis Men		Cis Women		Trans/Gender Non-conforming		Total	
	Freq.	Pct.	Freq.	Pct.	Freq.	Pct.	Freq.	Pct.
1 No	0	0	0	0	0	0	0	0.0
2 Yes	0	0	0	0	0	0	0	0.0
Valid responses =	0	0	0	0	0	0	0	0.0

Invalid responses include no response.

65N1) Have you ever been diagnosed with any of the following ongoing or chronic musculoskeletal disorders?

(only includes students that selected having an ongoing/chronic musculoskeletal disorders not listed above)

Carpal Tunnel Syndrome

	Cis Men		Cis Women		Trans/Gender Non-conforming		Total	
	Freq.	Pct.	Freq.	Pct.	Freq.	Pct.	Freq.	Pct.
1 No	0	0	2	100	1	100	3	100.0
2 Yes	0	0	0	0	0	0	0	0.0
Valid responses =	0	0	2	67	1	33	3	0.4

Invalid responses include no response.

65N2) Have you ever been diagnosed with any of the following ongoing or chronic musculoskeletal disorders?

(only includes students that selected having an ongoing/chronic musculoskeletal disorders not listed above)

Fibromyalgia

	Cis Men		Cis Women		Trans/Gender Non-conforming		Total	
	Freq.	Pct.	Freq.	Pct.	Freq.	Pct.	Freq.	Pct.
1 No	0	0	1	50	1	100	2	66.7
2 Yes	0	0	1	50	0	0	1	33.3
Valid responses =	0	0	2	67	1	33	3	0.4

Invalid responses include no response.

65N3) Have you ever been diagnosed with any of the following ongoing or chronic musculoskeletal disorders?

(only includes students that selected having an ongoing/chronic musculoskeletal disorders not listed above)

Gout

	Cis Men		Cis Women		Trans/Gender Non-conforming		Total	
	Freq.	Pct.	Freq.	Pct.	Freq.	Pct.	Freq.	Pct.
1 No	0	0	2	100	1	100	3	100.0
2 Yes	0	0	0	0	0	0	0	0.0
Valid responses =	0	0	2	67	1	33	3	0.4

Invalid responses include no response.

65N4) Have you ever been diagnosed with any of the following ongoing or chronic musculoskeletal disorders?

(only includes students that selected having an ongoing/chronic musculoskeletal disorders not listed above)

Muscular Dystrophy

	Cis Men		Cis Women		Trans/Gender Non-conforming		Total	
	Freq.	Pct.	Freq.	Pct.	Freq.	Pct.	Freq.	Pct.
1 No	0	0	2	100	1	100	3	100.0
2 Yes	0	0	0	0	0	0	0	0.0
Valid responses =	0	0	2	67	1	33	3	0.4

Invalid responses include no response.



65N5) Have you ever been diagnosed with any of the following ongoing or chronic musculoskeletal disorders?

(only includes students that selected having an ongoing/chronic musculoskeletal disorders not listed above)

Osteoarthritis

	Cis Men		Cis Women		Trans/Gender Non-conforming		Total	
	Freq.	Pct.	Freq.	Pct.	Freq.	Pct.	Freq.	Pct.
1 No	0	0	2	100	1	100	3	100.0
2 Yes	0	0	0	0	0	0	0	0.0
Valid responses =	0	0	2	67	1	33	3	0.4

Invalid responses include no response.

65N6) Have you ever been diagnosed with any of the following ongoing or chronic musculoskeletal disorders?

(only includes students that selected having an ongoing/chronic musculoskeletal disorders not listed above)

Osteoporosis

	Cis Men		Cis Women		Trans/Gender Non-conforming		Total	
	Freq.	Pct.	Freq.	Pct.	Freq.	Pct.	Freq.	Pct.
1 No	0	0	2	100	1	100	3	100.0
2 Yes	0	0	0	0	0	0	0	0.0
Valid responses =	0	0	2	67	1	33	3	0.4

Invalid responses include no response.

65N7) Have you ever been diagnosed with any of the following ongoing or chronic musculoskeletal disorders?

(only includes students that selected having an ongoing/chronic musculoskeletal disorders not listed above)

Temporomandibular Joint Dysfunction

	Cis Men		Cis Women		Trans/Gender Non-conforming		Total	
	Freq.	Pct.	Freq.	Pct.	Freq.	Pct.	Freq.	Pct.
1 No	0	0	2	100	1	100	3	100.0
2 Yes	0	0	0	0	0	0	0	0.0
Valid responses =	0	0	2	67	1	33	3	0.4

Invalid responses include no response.

65N8) Have you ever been diagnosed with any of the following ongoing or chronic musculoskeletal disorders?

(only includes students that selected having an ongoing/chronic musculoskeletal disorders not listed above)

Other musculoskeletal condition not previously reported

	Cis Men		Cis Women		Trans/Gender Non-conforming		Total	
	Freq.	Pct.	Freq.	Pct.	Freq.	Pct.	Freq.	Pct.
1 No	0	0	1	100	0	0	1	50.0
2 Yes	0	0	0	0	1	100	1	50.0
Valid responses =	0	0	1	50	1	50	2	0.3

Invalid responses include no response.

65O1) Have you ever been diagnosed with any of the following ongoing or chronic reproductive system disorders?

(only includes students that selected having an ongoing/chronic reproductive system disorders not listed above)

Amenorrhea

	Cis Men		Cis Women		Trans/Gender Non-conforming		Total	
	Freq.	Pct.	Freq.	Pct.	Freq.	Pct.	Freq.	Pct.
1 No	0	0	3	100	0	0	3	100.0
2 Yes	0	0	0	0	0	0	0	0.0
Valid responses =	0	0	3	100	0	0	3	0.4

Invalid responses include no response.

65O2) Have you ever been diagnosed with any of the following ongoing or chronic reproductive system disorders?

(only includes students that selected having an ongoing/chronic reproductive system disorders not listed above)

Cervical Dysplasia

	Cis Men		Cis Women		Trans/Gender Non-conforming		Total	
	Freq.	Pct.	Freq.	Pct.	Freq.	Pct.	Freq.	Pct.
1 No	0	0	3	100	0	0	3	100.0
2 Yes	0	0	0	0	0	0	0	0.0
Valid responses =	0	0	3	100	0	0	3	0.4

Invalid responses include no response.

65O3) Have you ever been diagnosed with any of the following ongoing or chronic reproductive system disorders?

(only includes students that selected having an ongoing/chronic reproductive system disorders not listed above)

Premenstrual Syndrome (PMS), Premenstrual Dysphoric Disorder (PMDD), or painful periods (Dysmenorrhea)

	Cis Men		Cis Women		Trans/Gender Non-conforming		Total	
	Freq.	Pct.	Freq.	Pct.	Freq.	Pct.	Freq.	Pct.
1 No	0	0	3	100	0	0	3	100.0
2 Yes	0	0	0	0	0	0	0	0.0
Valid responses =	0	0	3	100	0	0	3	0.4

Invalid responses include no response.



65O4) Have you ever been diagnosed with any of the following ongoing or chronic reproductive system disorders?
(only includes students that selected having an ongoing/chronic reproductive system disorders not listed above)

Prostatitis

	Cis Men		Cis Women		Trans/Gender Non-conforming		Total	
	Freq.	Pct.	Freq.	Pct.	Freq.	Pct.	Freq.	Pct.
1 No	0	0	3	100	0	0	3	100.0
2 Yes	0	0	0	0	0	0	0	0.0
Valid responses =	0	0	3	100	0	0	3	0.4

Invalid responses include no response.

65O5) Have you ever been diagnosed with any of the following ongoing or chronic reproductive system disorders?
(only includes students that selected having an ongoing/chronic reproductive system disorders not listed above)

Sexual Dysfunction

	Cis Men		Cis Women		Trans/Gender Non-conforming		Total	
	Freq.	Pct.	Freq.	Pct.	Freq.	Pct.	Freq.	Pct.
1 No	0	0	2	67	0	0	2	66.7
2 Yes	0	0	1	33	0	0	1	33.3
Valid responses =	0	0	3	100	0	0	3	0.4

Invalid responses include no response.

65O6) Have you ever been diagnosed with any of the following ongoing or chronic reproductive system disorders?
(only includes students that selected having an ongoing/chronic reproductive system disorders not listed above)

Other reproductive system condition not previously reported

	Cis Men		Cis Women		Trans/Gender Non-conforming		Total	
	Freq.	Pct.	Freq.	Pct.	Freq.	Pct.	Freq.	Pct.
1 No	0	0	1	33	0	0	1	33.3
2 Yes	0	0	2	67	0	0	2	66.7
Valid responses =	0	0	3	100	0	0	3	0.4

Invalid responses include no response.

65P1) Have you ever been diagnosed with any of the following ongoing or chronic respiratory system disorders?
(only includes students that selected having an ongoing/chronic respiratory system disorders not listed above)

Cystic Fibrosis

	Cis Men		Cis Women		Trans/Gender Non-conforming		Total	
	Freq.	Pct.	Freq.	Pct.	Freq.	Pct.	Freq.	Pct.
1 No	0	0	1	100	0	0	1	100.0
2 Yes	0	0	0	0	0	0	0	0.0
Valid responses =	0	0	1	100	0	0	1	0.1

Invalid responses include no response.

65P2) Have you ever been diagnosed with any of the following ongoing or chronic respiratory system disorders?
(only includes students that selected having an ongoing/chronic respiratory system disorders not listed above)

Sarcoidosis

	Cis Men		Cis Women		Trans/Gender Non-conforming		Total	
	Freq.	Pct.	Freq.	Pct.	Freq.	Pct.	Freq.	Pct.
1 No	0	0	1	100	0	0	1	100.0
2 Yes	0	0	0	0	0	0	0	0.0
Valid responses =	0	0	1	100	0	0	1	0.1

Invalid responses include no response.

65P3) Have you ever been diagnosed with any of the following ongoing or chronic respiratory system disorders?
(only includes students that selected having an ongoing/chronic respiratory system disorders not listed above)

Active Tuberculous

	Cis Men		Cis Women		Trans/Gender Non-conforming		Total	
	Freq.	Pct.	Freq.	Pct.	Freq.	Pct.	Freq.	Pct.
1 No	0	0	1	100	0	0	1	100.0
2 Yes	0	0	0	0	0	0	0	0.0
Valid responses =	0	0	1	100	0	0	1	0.1

Invalid responses include no response.

65P4) Have you ever been diagnosed with any of the following ongoing or chronic respiratory system disorders?
(only includes students that selected having an ongoing/chronic respiratory system disorders not listed above)

Other respiratory system condition not previously reported

	Cis Men		Cis Women		Trans/Gender Non-conforming		Total	
	Freq.	Pct.	Freq.	Pct.	Freq.	Pct.	Freq.	Pct.
1 No	0	0	0	0	0	0	0	0.0
2 Yes	0	0	0	0	0	0	0	0.0
Valid responses =	0	0	0	0	0	0	0	0.0

Invalid responses include no response.



65Q1) Have you ever been diagnosed with any of the following ongoing or chronic sleep-wake disorders?

(only includes students that selected having an ongoing/chronic sleep-wake disorders not listed above)

Hypersomnolence

Table with columns: Cis Men (Freq., Pct.), Cis Women (Freq., Pct.), Trans/Gender Non-conforming (Freq., Pct.), Total (Freq., Pct.). Rows: 1 No, 2 Yes, Valid responses =.

Invalid responses include no response.

65Q2) Have you ever been diagnosed with any of the following ongoing or chronic sleep-wake disorders?

(only includes students that selected having an ongoing/chronic sleep-wake disorders not listed above)

Narcolepsy

Table with columns: Cis Men (Freq., Pct.), Cis Women (Freq., Pct.), Trans/Gender Non-conforming (Freq., Pct.), Total (Freq., Pct.). Rows: 1 No, 2 Yes, Valid responses =.

Invalid responses include no response.

65Q3) Have you ever been diagnosed with any of the following ongoing or chronic sleep-wake disorders?

(only includes students that selected having an ongoing/chronic sleep-wake disorders not listed above)

Restless Leg Syndrome

Table with columns: Cis Men (Freq., Pct.), Cis Women (Freq., Pct.), Trans/Gender Non-conforming (Freq., Pct.), Total (Freq., Pct.). Rows: 1 No, 2 Yes, Valid responses =.

Invalid responses include no response.

65Q4) Have you ever been diagnosed with any of the following ongoing or chronic sleep-wake disorders?

(only includes students that selected having an ongoing/chronic sleep-wake disorders not listed above)

Sleep Paralysis

Table with columns: Cis Men (Freq., Pct.), Cis Women (Freq., Pct.), Trans/Gender Non-conforming (Freq., Pct.), Total (Freq., Pct.). Rows: 1 No, 2 Yes, Valid responses =.

Invalid responses include no response.

65Q5) Have you ever been diagnosed with any of the following ongoing or chronic sleep-wake disorders?

(only includes students that selected having an ongoing/chronic sleep-wake disorders not listed above)

Sleep Terrors (or night terrors)

Table with columns: Cis Men (Freq., Pct.), Cis Women (Freq., Pct.), Trans/Gender Non-conforming (Freq., Pct.), Total (Freq., Pct.). Rows: 1 No, 2 Yes, Valid responses =.

Invalid responses include no response.

65Q6) Have you ever been diagnosed with any of the following ongoing or chronic sleep-wake disorders?

(only includes students that selected having an ongoing/chronic sleep-wake disorders not listed above)

Sleep Walking

Table with columns: Cis Men (Freq., Pct.), Cis Women (Freq., Pct.), Trans/Gender Non-conforming (Freq., Pct.), Total (Freq., Pct.). Rows: 1 No, 2 Yes, Valid responses =.

Invalid responses include no response.

65Q7) Have you ever been diagnosed with any of the following ongoing or chronic sleep-wake disorders?

(only includes students that selected having an ongoing/chronic sleep-wake disorders not listed above)

Other sleep-wake condition not previously reported

Table with columns: Cis Men (Freq., Pct.), Cis Women (Freq., Pct.), Trans/Gender Non-conforming (Freq., Pct.), Total (Freq., Pct.). Rows: 1 No, 2 Yes, Valid responses =.

Invalid responses include no response.



65R1) Have you ever been diagnosed with any of the following ongoing or chronic urinary system disorders?

(only includes students that selected having an ongoing/chronic urinary system disorders not listed above)

Bladder disease

	Cis Men		Cis Women		Trans/Gender Non-conforming		Total	
	Freq.	Pct.	Freq.	Pct.	Freq.	Pct.	Freq.	Pct.
1 No	0	0	0	0	0	0	0	0.0
2 Yes	0	0	0	0	0	0	0	0.0
Valid responses =	0	0	0	0	0	0	0	0.0

Invalid responses include no response.

65R2) Have you ever been diagnosed with any of the following ongoing or chronic urinary system disorders?

(only includes students that selected having an ongoing/chronic urinary system disorders not listed above)

Kidney disease

	Cis Men		Cis Women		Trans/Gender Non-conforming		Total	
	Freq.	Pct.	Freq.	Pct.	Freq.	Pct.	Freq.	Pct.
1 No	0	0	0	0	0	0	0	0.0
2 Yes	0	0	0	0	0	0	0	0.0
Valid responses =	0	0	0	0	0	0	0	0.0

Invalid responses include no response.

65R3) Have you ever been diagnosed with any of the following ongoing or chronic urinary system disorders?

(only includes students that selected having an ongoing/chronic urinary system disorders not listed above)

Kidney stone

	Cis Men		Cis Women		Trans/Gender Non-conforming		Total	
	Freq.	Pct.	Freq.	Pct.	Freq.	Pct.	Freq.	Pct.
1 No	0	0	0	0	0	0	0	0.0
2 Yes	0	0	0	0	0	0	0	0.0
Valid responses =	0	0	0	0	0	0	0	0.0

Invalid responses include no response.

65R4) Have you ever been diagnosed with any of the following ongoing or chronic urinary system disorders?

(only includes students that selected having an ongoing/chronic urinary system disorders not listed above)

Urinary Incontinence

	Cis Men		Cis Women		Trans/Gender Non-conforming		Total	
	Freq.	Pct.	Freq.	Pct.	Freq.	Pct.	Freq.	Pct.
1 No	0	0	0	0	0	0	0	0.0
2 Yes	0	0	0	0	0	0	0	0.0
Valid responses =	0	0	0	0	0	0	0	0.0

Invalid responses include no response.

65R5) Have you ever been diagnosed with any of the following ongoing or chronic urinary system disorders?

(only includes students that selected having an ongoing/chronic urinary system disorders not listed above)

Other urinary system condition not previously reported

	Cis Men		Cis Women		Trans/Gender Non-conforming		Total	
	Freq.	Pct.	Freq.	Pct.	Freq.	Pct.	Freq.	Pct.
1 No	0	0	0	0	0	0	0	0.0
2 Yes	0	0	0	0	0	0	0	0.0
Valid responses =	0	0	0	0	0	0	0	0.0

Invalid responses include no response.

65S1) You indicated that you had been diagnosed with Diabetes or Pre-Diabetes. Were you told that you had:

(only includes students that have been diagnosed with Diabetes or Pre-Diabetes)

Type 1 Diabetes

	Cis Men		Cis Women		Trans/Gender Non-conforming		Total	
	Freq.	Pct.	Freq.	Pct.	Freq.	Pct.	Freq.	Pct.
1 No	1	100	4	80	0	0	5	83.3
2 Yes	0	0	1	20	0	0	1	16.7
Valid responses =	1	17	5	83	0	0	6	0.8

Invalid responses include no response.

65S2) You indicated that you had been diagnosed with Diabetes or Pre-Diabetes. Were you told that you had:

(only includes students that have been diagnosed with Diabetes or Pre-Diabetes)

Type 2 Diabetes

	Cis Men		Cis Women		Trans/Gender Non-conforming		Total	
	Freq.	Pct.	Freq.	Pct.	Freq.	Pct.	Freq.	Pct.
1 No	1	100	5	100	0	0	6	100.0
2 Yes	0	0	0	0	0	0	0	0.0
Valid responses =	1	17	5	83	0	0	6	0.8

Invalid responses include no response.



AMERICAN COLLEGE HEALTH ASSOCIATION

American College Health Association-National College Health Assessment (ACHA-NCHA III)

Institutional Data Report - Spring 2022

American College Health Association

8455 Colesville Road, Suite 740

Silver Spring, MD 20910

(410) 859-1500

www.acha.org

UNIVERSITY OF NORTHERN IOWA

May 1, 2022

FREQUENCY REPORT

Number of Surveys (n) = 783 Web Surveys

65S3) You indicated that you had been diagnosed with Diabetes or Pre-Diabetes. Were you told that you had:

(only includes students that have been diagnosed with Diabetes or Pre-Diabetes)

Pre-diabetes or insulin resistance

	Cis Men		Cis Women		Trans/Gender Non-conforming		Total	
	Freq.	Pct.	Freq.	Pct.	Freq.	Pct.	Freq.	Pct.
1 No	0	0	2	29	0	0	2	22.2
2 Yes	2	100	5	71	0	0	7	77.8
Valid responses =	2	22	7	78	0	0	9	1.1

Invalid responses include no response.

65S4) You indicated that you had been diagnosed with Diabetes or Pre-Diabetes. Were you told that you had:

(only includes students that have been diagnosed with Diabetes or Pre-Diabetes)

Gestational Diabetes

	Cis Men		Cis Women		Trans/Gender Non-conforming		Total	
	Freq.	Pct.	Freq.	Pct.	Freq.	Pct.	Freq.	Pct.
1 No	1	100	5	100	0	0	6	100.0
2 Yes	0	0	0	0	0	0	0	0.0
Valid responses =	1	17	5	83	0	0	6	0.8

Invalid responses include no response.

65T1) Have you had an appointment and/or discussion with a healthcare or mental health professional for the following condition(s) within the last 12 months?

(only includes students that have been diagnosed with this condition)

Acne

	Cis Men		Cis Women		Trans/Gender Non-conforming		Total	
	Freq.	Pct.	Freq.	Pct.	Freq.	Pct.	Freq.	Pct.
1 No	20	67	83	49	3	50	107	51.4
2 Yes	10	33	87	51	3	50	101	48.6
Valid responses =	30	14	170	82	6	3	208	26.6

Invalid responses include no response.

65T2) Have you had an appointment and/or discussion with a healthcare or mental health professional for the following condition(s) within the last 12 months?

(only includes students that have been diagnosed with this condition)

ADD/ADHD - Attention Deficit/Hyperactivity Disorder

	Cis Men		Cis Women		Trans/Gender Non-conforming		Total	
	Freq.	Pct.	Freq.	Pct.	Freq.	Pct.	Freq.	Pct.
1 No	10	67	14	22	1	14	25	29.4
2 Yes	5	33	49	78	6	86	60	70.6
Valid responses =	15	18	63	74	7	8	85	10.9

Invalid responses include no response.

65T3) Have you had an appointment and/or discussion with a healthcare or mental health professional for the following condition(s) within the last 12 months?

(only includes students that have been diagnosed with this condition)

Alcohol or Other Drug-Related Abuse or Addiction

	Cis Men		Cis Women		Trans/Gender Non-conforming		Total	
	Freq.	Pct.	Freq.	Pct.	Freq.	Pct.	Freq.	Pct.
1 No	1	50	4	67	2	100	7	70.0
2 Yes	1	50	2	33	0	0	3	30.0
Valid responses =	2	20	6	60	2	20	10	1.3

Invalid responses include no response.

65T4) Have you had an appointment and/or discussion with a healthcare or mental health professional for the following condition(s) within the last 12 months?

(only includes students that have been diagnosed with this condition)

Allergies - food allergy

	Cis Men		Cis Women		Trans/Gender Non-conforming		Total	
	Freq.	Pct.	Freq.	Pct.	Freq.	Pct.	Freq.	Pct.
1 No	5	71	33	61	3	75	43	64.2
2 Yes	2	29	21	39	1	25	24	35.8
Valid responses =	7	10	54	81	4	6	67	8.6

Invalid responses include no response.

65T5) Have you had an appointment and/or discussion with a healthcare or mental health professional for the following condition(s) within the last 12 months?

(only includes students that have been diagnosed with this condition)

Allergies - animals/pets

	Cis Men		Cis Women		Trans/Gender Non-conforming		Total	
	Freq.	Pct.	Freq.	Pct.	Freq.	Pct.	Freq.	Pct.
1 No	16	80	39	68	3	75	59	72.0
2 Yes	4	20	18	32	1	25	23	28.0
Valid responses =	20	24	57	70	4	5	82	10.5

Invalid responses include no response.



AMERICAN COLLEGE HEALTH ASSOCIATION

American College Health Association-National College Health Assessment (ACHA-NCHA III)

Institutional Data Report - Spring 2022

American College Health Association

8455 Colesville Road, Suite 740

Silver Spring, MD 20910

(410) 859-1500

www.acha.org

UNIVERSITY OF NORTHERN IOWA

May 1, 2022

FREQUENCY REPORT

Number of Surveys (n) = 783 Web Surveys

65T6) Have you had an appointment and/or discussion with a healthcare or mental health professional for the following condition(s) within the last 12 months?

(only includes students that have been diagnosed with this condition)

Allergies - environmental (for example: pollen, grass, dust, mold)

	Cis Men		Cis Women		Trans/Gender Non-conforming		Total	
	Freq.	Pct.	Freq.	Pct.	Freq.	Pct.	Freq.	Pct.
1 No	35	83	118	72	8	80	162	74.7
2 Yes	7	17	46	28	2	20	55	25.3
Valid responses =	42	19	164	76	10	5	217	27.7

Invalid responses include no response.

65T7) Have you had an appointment and/or discussion with a healthcare or mental health professional for the following condition(s) within the last 12 months?

(only includes students that have been diagnosed with this condition)

Anxiety (for example: Generalized Anxiety, Social Anxiety, Panic Disorder, Specific Phobia)

	Cis Men		Cis Women		Trans/Gender Non-conforming		Total	
	Freq.	Pct.	Freq.	Pct.	Freq.	Pct.	Freq.	Pct.
1 No	11	31	54	20	3	17	69	21.2
2 Yes	25	69	213	80	15	83	257	78.8
Valid responses =	36	11	267	82	18	6	326	41.6

Invalid responses include no response.

65T8) Have you had an appointment and/or discussion with a healthcare or mental health professional for the following condition(s) within the last 12 months?

(only includes students that have been diagnosed with this condition)

Asthma

	Cis Men		Cis Women		Trans/Gender Non-conforming		Total	
	Freq.	Pct.	Freq.	Pct.	Freq.	Pct.	Freq.	Pct.
1 No	15	71	38	54	2	67	56	58.3
2 Yes	6	29	32	46	1	33	40	41.7
Valid responses =	21	22	70	73	3	3	96	12.3

Invalid responses include no response.

65T9) Have you had an appointment and/or discussion with a healthcare or mental health professional for the following condition(s) within the last 12 months?

(only includes students that have been diagnosed with this condition)

Autism Spectrum

	Cis Men		Cis Women		Trans/Gender Non-conforming		Total	
	Freq.	Pct.	Freq.	Pct.	Freq.	Pct.	Freq.	Pct.
1 No	2	100	3	50	0	0	5	62.5
2 Yes	0	0	3	50	0	0	3	37.5
Valid responses =	2	25	6	75	0	0	8	1.0

Invalid responses include no response.

65T10) Have you had an appointment and/or discussion with a healthcare or mental health professional for the following condition(s) within the last 12 months?

(only includes students that have been diagnosed with this condition)

Bipolar and Related Conditions (for example: Bipolar I, II, Hypomanic Episode)

	Cis Men		Cis Women		Trans/Gender Non-conforming		Total	
	Freq.	Pct.	Freq.	Pct.	Freq.	Pct.	Freq.	Pct.
1 No	0	0	0	0	0	0	0	0.0
2 Yes	2	100	9	100	2	100	14	100.0
Valid responses =	2	14	9	64	2	14	14	1.8

Invalid responses include no response.

65T11) Have you had an appointment and/or discussion with a healthcare or mental health professional for the following condition(s) within the last 12 months?

(only includes students that have been diagnosed with this condition)

Borderline Personality Disorder (BPD), Avoidant Personality, or another personality disorder

	Cis Men		Cis Women		Trans/Gender Non-conforming		Total	
	Freq.	Pct.	Freq.	Pct.	Freq.	Pct.	Freq.	Pct.
1 No	2	100	2	29	0	0	4	36.4
2 Yes	0	0	5	71	2	100	7	63.6
Valid responses =	2	18	7	64	2	18	11	1.4

Invalid responses include no response.

65T12) Have you had an appointment and/or discussion with a healthcare or mental health professional for the following condition(s) within the last 12 months?

(only includes students that have been diagnosed with this condition)

Cancer

	Cis Men		Cis Women		Trans/Gender Non-conforming		Total	
	Freq.	Pct.	Freq.	Pct.	Freq.	Pct.	Freq.	Pct.
1 No	1	100	1	50	0	0	2	66.7
2 Yes	0	0	1	50	0	0	1	33.3
Valid responses =	1	33	2	67	0	0	3	0.4

Invalid responses include no response.



65T13) Have you had an appointment and/or discussion with a healthcare or mental health professional for the following condition(s) within the last 12 months?

(only includes students that have been diagnosed with this condition)

Celiac disease

	Cis Men		Cis Women		Trans/Gender Non-conforming		Total	
	Freq.	Pct.	Freq.	Pct.	Freq.	Pct.	Freq.	Pct.
1 No	1	100	3	33	0	0	6	50.0
2 Yes	0	0	6	67	0	0	6	50.0
Valid responses =	1	8	9	75	0	0	12	1.5

Invalid responses include no response.

65T14) Have you had an appointment and/or discussion with a healthcare or mental health professional for the following condition(s) within the last 12 months?

(only includes students that have been diagnosed with this condition)

Chronic pain (for example: back or joint pain, arthritis, nerve pain)

	Cis Men		Cis Women		Trans/Gender Non-conforming		Total	
	Freq.	Pct.	Freq.	Pct.	Freq.	Pct.	Freq.	Pct.
1 No	1	33	7	23	0	0	8	22.2
2 Yes	2	67	24	77	2	100	28	77.8
Valid responses =	3	8	31	86	2	6	36	4.6

Invalid responses include no response.

65T15) Have you had an appointment and/or discussion with a healthcare or mental health professional for the following condition(s) within the last 12 months?

(only includes students that have been diagnosed with this condition)

Depression (for example: Major depression, persistent depressive disorder, disruptive mood disorder)

	Cis Men		Cis Women		Trans/Gender Non-conforming		Total	
	Freq.	Pct.	Freq.	Pct.	Freq.	Pct.	Freq.	Pct.
1 No	10	44	33	17	3	18	47	20.0
2 Yes	13	57	158	83	14	82	188	80.0
Valid responses =	23	10	191	81	17	7	235	30.0

Invalid responses include no response.

65T16) Have you had an appointment and/or discussion with a healthcare or mental health professional for the following condition(s) within the last 12 months?

(only includes students that have been diagnosed with this condition)

Diabetes or pre-diabetes/insulin resistance

	Cis Men		Cis Women		Trans/Gender Non-conforming		Total	
	Freq.	Pct.	Freq.	Pct.	Freq.	Pct.	Freq.	Pct.
1 No	1	50	5	71	0	0	6	66.7
2 Yes	1	50	2	29	0	0	3	33.3
Valid responses =	2	22	7	78	0	0	9	1.1

Invalid responses include no response.

65T17) Have you had an appointment and/or discussion with a healthcare or mental health professional for the following condition(s) within the last 12 months?

(only includes students that have been diagnosed with this condition)

Eating Disorders (for example: Anorexia Nervosa, Bulimia Nervosa, Binge-Eating)

	Cis Men		Cis Women		Trans/Gender Non-conforming		Total	
	Freq.	Pct.	Freq.	Pct.	Freq.	Pct.	Freq.	Pct.
1 No	1	25	11	33	3	60	16	37.2
2 Yes	3	75	22	67	2	40	27	62.8
Valid responses =	4	9	33	77	5	12	43	5.5

Invalid responses include no response.

65T18) Have you had an appointment and/or discussion with a healthcare or mental health professional for the following condition(s) within the last 12 months?

(only includes students that have been diagnosed with this condition)

Endometriosis

	Cis Men		Cis Women		Trans/Gender Non-conforming		Total	
	Freq.	Pct.	Freq.	Pct.	Freq.	Pct.	Freq.	Pct.
1 No	1	100	0	0	0	0	1	14.3
2 Yes	0	0	6	100	0	0	6	85.7
Valid responses =	1	14	6	86	0	0	7	0.9

Invalid responses include no response.

65T19) Have you had an appointment and/or discussion with a healthcare or mental health professional for the following condition(s) within the last 12 months?

(only includes students that have been diagnosed with this condition)

Gambling Disorder

	Cis Men		Cis Women		Trans/Gender Non-conforming		Total	
	Freq.	Pct.	Freq.	Pct.	Freq.	Pct.	Freq.	Pct.
1 No	0	0	0	0	0	0	0	0.0
2 Yes	1	100	0	0	0	0	1	100.0
Valid responses =	1	100	0	0	0	0	1	0.1

Invalid responses include no response.



65T20) Have you had an appointment and/or discussion with a healthcare or mental health professional for the following condition(s) within the last 12 months?
(only includes students that have been diagnosed with this condition)
Genital herpes

Table with columns: Cis Men (Freq., Pct.), Cis Women (Freq., Pct.), Trans/Gender Non-conforming (Freq., Pct.), Total (Freq., Pct.). Rows: 1 No, 2 Yes, Valid responses =. Includes a bar chart for Total Pct.

65T21) Have you had an appointment and/or discussion with a healthcare or mental health professional for the following condition(s) within the last 12 months?
(only includes students that have been diagnosed with this condition)
Gastroesophageal Reflux Disease (GERD) or acid reflux

Table with columns: Cis Men (Freq., Pct.), Cis Women (Freq., Pct.), Trans/Gender Non-conforming (Freq., Pct.), Total (Freq., Pct.). Rows: 1 No, 2 Yes, Valid responses =. Includes a bar chart for Total Pct.

65T22) Have you had an appointment and/or discussion with a healthcare or mental health professional for the following condition(s) within the last 12 months?
(only includes students that have been diagnosed with this condition)
Heart & vascular disorders (for example: atrial fibrillation or other cardiac arrhythmia, mitral valve prolapse or other valvular heart disease, congenital heart condition)

Table with columns: Cis Men (Freq., Pct.), Cis Women (Freq., Pct.), Trans/Gender Non-conforming (Freq., Pct.), Total (Freq., Pct.). Rows: 1 No, 2 Yes, Valid responses =. Includes a bar chart for Total Pct.

65T23) Have you had an appointment and/or discussion with a healthcare or mental health professional for the following condition(s) within the last 12 months?
(only includes students that have been diagnosed with this condition)
Hepatitis B or C

Table with columns: Cis Men (Freq., Pct.), Cis Women (Freq., Pct.), Trans/Gender Non-conforming (Freq., Pct.), Total (Freq., Pct.). Rows: 1 No, 2 Yes, Valid responses =.

65T24) Have you had an appointment and/or discussion with a healthcare or mental health professional for the following condition(s) within the last 12 months?
(only includes students that have been diagnosed with this condition)
High blood pressure (hypertension)

Table with columns: Cis Men (Freq., Pct.), Cis Women (Freq., Pct.), Trans/Gender Non-conforming (Freq., Pct.), Total (Freq., Pct.). Rows: 1 No, 2 Yes, Valid responses =. Includes a bar chart for Total Pct.

65T25) Have you had an appointment and/or discussion with a healthcare or mental health professional for the following condition(s) within the last 12 months?
(only includes students that have been diagnosed with this condition)
High cholesterol (hyperlipidemia)

Table with columns: Cis Men (Freq., Pct.), Cis Women (Freq., Pct.), Trans/Gender Non-conforming (Freq., Pct.), Total (Freq., Pct.). Rows: 1 No, 2 Yes, Valid responses =. Includes a bar chart for Total Pct.

65T26) Have you had an appointment and/or discussion with a healthcare or mental health professional for the following condition(s) within the last 12 months?
(only includes students that have been diagnosed with this condition)
HIV or AIDS

Table with columns: Cis Men (Freq., Pct.), Cis Women (Freq., Pct.), Trans/Gender Non-conforming (Freq., Pct.), Total (Freq., Pct.). Rows: 1 No, 2 Yes, Valid responses =. Includes a bar chart for Total Pct.



65T27) Have you had an appointment and/or discussion with a healthcare or mental health professional for the following condition(s) within the last 12 months?

(only includes students that have been diagnosed with this condition)

Human papillomavirus (HPV) or genital warts

	Cis Men		Cis Women		Trans/Gender Non-conforming		Total	
	Freq.	Pct.	Freq.	Pct.	Freq.	Pct.	Freq.	Pct.
1 No	2	100	2	67	0	0	4	80.0
2 Yes	0	0	1	33	0	0	1	20.0
Valid responses =	2	40	3	60	0	0	5	0.6

Invalid responses include no response.

65T28) Have you had an appointment and/or discussion with a healthcare or mental health professional for the following condition(s) within the last 12 months?

(only includes students that have been diagnosed with this condition)

Insomnia

	Cis Men		Cis Women		Trans/Gender Non-conforming		Total	
	Freq.	Pct.	Freq.	Pct.	Freq.	Pct.	Freq.	Pct.
1 No	2	67	5	19	2	50	9	25.7
2 Yes	1	33	22	82	2	50	26	74.3
Valid responses =	3	9	27	77	4	11	35	4.5

Invalid responses include no response.

65T29) Have you had an appointment and/or discussion with a healthcare or mental health professional for the following condition(s) within the last 12 months?

(only includes students that have been diagnosed with this condition)

Irritable bowel syndrome (spastic colon or spastic bowel)

	Cis Men		Cis Women		Trans/Gender Non-conforming		Total	
	Freq.	Pct.	Freq.	Pct.	Freq.	Pct.	Freq.	Pct.
1 No	1	50	7	26	0	0	8	26.7
2 Yes	1	50	20	74	1	100	22	73.3
Valid responses =	2	7	27	90	1	3	30	3.8

Invalid responses include no response.

65T30) Have you had an appointment and/or discussion with a healthcare or mental health professional for the following condition(s) within the last 12 months?

(only includes students that have been diagnosed with this condition)

Migraine headaches

	Cis Men		Cis Women		Trans/Gender Non-conforming		Total	
	Freq.	Pct.	Freq.	Pct.	Freq.	Pct.	Freq.	Pct.
1 No	3	33	32	39	2	25	37	37.4
2 Yes	6	67	50	61	6	75	62	62.6
Valid responses =	9	9	82	83	8	8	99	12.6

Invalid responses include no response.

65T31) Have you had an appointment and/or discussion with a healthcare or mental health professional for the following condition(s) within the last 12 months?

(only includes students that have been diagnosed with this condition)

Obsessive-Compulsive and Related Conditions (for example: OCD, Body Dysmorphia, Hoarding, Trichotillomania and other body-focused repetitive behavior disorders)

	Cis Men		Cis Women		Trans/Gender Non-conforming		Total	
	Freq.	Pct.	Freq.	Pct.	Freq.	Pct.	Freq.	Pct.
1 No	2	67	4	17	2	40	8	25.0
2 Yes	1	33	20	83	3	60	24	75.0
Valid responses =	3	9	24	75	5	16	32	4.1

Invalid responses include no response.

65T32) Have you had an appointment and/or discussion with a healthcare or mental health professional for the following condition(s) within the last 12 months?

(only includes students that have been diagnosed with this condition)

Polycystic Ovarian Syndrome (PCOS)

	Cis Men		Cis Women		Trans/Gender Non-conforming		Total	
	Freq.	Pct.	Freq.	Pct.	Freq.	Pct.	Freq.	Pct.
1 No	1	100	4	36	0	0	5	41.7
2 Yes	0	0	7	64	0	0	7	58.3
Valid responses =	1	8	11	92	0	0	12	1.5

Invalid responses include no response.

65T33) Have you had an appointment and/or discussion with a healthcare or mental health professional for the following condition(s) within the last 12 months?

(only includes students that have been diagnosed with this condition)

PTSD (Posttraumatic Stress Disorder), Adjustment Disorder, or another trauma- or stressor-related condition

	Cis Men		Cis Women		Trans/Gender Non-conforming		Total	
	Freq.	Pct.	Freq.	Pct.	Freq.	Pct.	Freq.	Pct.
1 No	1	50	8	23	2	29	12	26.7
2 Yes	1	50	27	77	5	71	33	73.3
Valid responses =	2	4	35	78	7	16	45	5.7

Invalid responses include no response.



65T34) Have you had an appointment and/or discussion with a healthcare or mental health professional for the following condition(s) within the last 12 months?

(only includes students that have been diagnosed with this condition)

Schizophrenia and Other Psychotic Conditions (for example: Schizophrenia, Schizoaffective Disorder, Schizophreniform Disorder, Delusional Disorder)

	Cis Men		Cis Women		Trans/Gender Non-conforming		Total	
	Freq.	Pct.	Freq.	Pct.	Freq.	Pct.	Freq.	Pct.
1 No	1	100	0	0	0	0	1	50.0
2 Yes	0	0	0	0	1	100	1	50.0
Valid responses =	1	50	0	0	1	50	2	0.3

Invalid responses include no response.

65T35) Have you had an appointment and/or discussion with a healthcare or mental health professional for the following condition(s) within the last 12 months?

(only includes students that have been diagnosed with this condition)

Sleep Apnea

	Cis Men		Cis Women		Trans/Gender Non-conforming		Total	
	Freq.	Pct.	Freq.	Pct.	Freq.	Pct.	Freq.	Pct.
1 No	1	50	0	0	1	100	3	42.9
2 Yes	1	50	3	100	0	0	4	57.1
Valid responses =	2	29	3	43	1	14	7	0.9

Invalid responses include no response.

65T36) Have you had an appointment and/or discussion with a healthcare or mental health professional for the following condition(s) within the last 12 months?

(only includes students that have been diagnosed with this condition)

Thyroid condition or disorder

	Cis Men		Cis Women		Trans/Gender Non-conforming		Total	
	Freq.	Pct.	Freq.	Pct.	Freq.	Pct.	Freq.	Pct.
1 No	2	67	3	23	0	0	5	27.8
2 Yes	1	33	10	77	2	100	13	72.2
Valid responses =	3	17	13	72	2	11	18	2.3

Invalid responses include no response.

65T37) Have you had an appointment and/or discussion with a healthcare or mental health professional for the following condition(s) within the last 12 months?

(only includes students that have been diagnosed with this condition)

Tourette's or other neurodevelopmental condition not already listed

	Cis Men		Cis Women		Trans/Gender Non-conforming		Total	
	Freq.	Pct.	Freq.	Pct.	Freq.	Pct.	Freq.	Pct.
1 No	1	100	1	100	0	0	2	100.0
2 Yes	0	0	0	0	0	0	0	0.0
Valid responses =	1	50	1	50	0	0	2	0.3

Invalid responses include no response.

65T38) Have you had an appointment and/or discussion with a healthcare or mental health professional for the following condition(s) within the last 12 months?

(only includes students that have been diagnosed with this condition)

Traumatic brain injury (TBI)

	Cis Men		Cis Women		Trans/Gender Non-conforming		Total	
	Freq.	Pct.	Freq.	Pct.	Freq.	Pct.	Freq.	Pct.
1 No	0	0	0	0	0	0	0	0.0
2 Yes	2	100	1	100	0	0	3	100.0
Valid responses =	2	67	1	33	0	0	3	0.4

Invalid responses include no response.

65T39) Have you had an appointment and/or discussion with a healthcare or mental health professional for the following condition(s) within the last 12 months?

(only includes students that have been diagnosed with this condition)

Urinary system disorder (for example: bladder or kidney disease, urinary reflux, interstitial cystitis)

	Cis Men		Cis Women		Trans/Gender Non-conforming		Total	
	Freq.	Pct.	Freq.	Pct.	Freq.	Pct.	Freq.	Pct.
1 No	0	0	3	33	0	0	3	33.3
2 Yes	0	0	6	67	0	0	6	66.7
Valid responses =	0	0	9	100	0	0	9	1.1

Invalid responses include no response.

65T40) Have you had an appointment and/or discussion with a healthcare or mental health professional for the following condition(s) within the last 12 months?

(only includes students that have been diagnosed with this condition)

Other ongoing or chronic condition not listed above

	Cis Men		Cis Women		Trans/Gender Non-conforming		Total	
	Freq.	Pct.	Freq.	Pct.	Freq.	Pct.	Freq.	Pct.
1 No	2	40	11	36	2	67	15	38.5
2 Yes	3	60	20	65	1	33	24	61.5
Valid responses =	5	13	31	79	3	8	39	5.0

Invalid responses include no response.



65U2) In the last 12 months, what treatment(s), if any, have you used for the following conditions?

(only includes students that have had an appointment/discussion with a healthcare/mental health professional for the condition within the last 12 months)

ADD/ADHD - Attention Deficit/Hyperactivity Disorder

	Cis Men		Cis Women		Trans/Gender Non-conforming		Total	
	Freq.	Pct.	Freq.	Pct.	Freq.	Pct.	Freq.	Pct.
1 No treatment	0	0	7	14	1	17	8	13.3
2 Medicine only	0	0	30	61	1	17	31	51.7
3 Therapy only	1	20	4	8	1	17	6	10.0
4 Both medicine and therapy	4	80	8	16	3	50	15	25.0
5 Other Treatment	0	0	0	0	0	0	0	0.0
Valid responses =	5	8	49	82	6	10	60	7.7

Invalid responses include no response.

65U3) In the last 12 months, what treatment(s), if any, have you used for the following conditions?

(only includes students that have had an appointment/discussion with a healthcare/mental health professional for the condition within the last 12 months)

Alcohol or Other Drug-Related Abuse or Addiction

	Cis Men		Cis Women		Trans/Gender Non-conforming		Total	
	Freq.	Pct.	Freq.	Pct.	Freq.	Pct.	Freq.	Pct.
1 No treatment	0	0	0	0	0	0	0	0.0
2 Medicine only	0	0	0	0	0	0	0	0.0
3 Therapy only	1	100	1	50	0	0	2	66.7
4 Both medicine and therapy	0	0	1	50	0	0	1	33.3
5 Other Treatment	0	0	0	0	0	0	0	0.0
Valid responses =	1	33	2	67	0	0	3	0.4

Invalid responses include no response.

65U7) In the last 12 months, what treatment(s), if any, have you used for the following conditions?

(only includes students that have had an appointment/discussion with a healthcare/mental health professional for the condition within the last 12 months)

Anxiety (for example: Generalized Anxiety, Social Anxiety, Panic Disorder, Specific Phobia)

	Cis Men		Cis Women		Trans/Gender Non-conforming		Total	
	Freq.	Pct.	Freq.	Pct.	Freq.	Pct.	Freq.	Pct.
1 No treatment	0	0	11	5	0	0	11	4.3
2 Medicine only	8	32	69	32	1	7	80	31.1
3 Therapy only	4	16	33	16	4	27	41	16.0
4 Both medicine and therapy	13	52	100	47	10	67	125	48.6
5 Other Treatment	0	0	0	0	0	0	0	0.0
Valid responses =	25	10	213	83	15	6	257	32.8

Invalid responses include no response.

65U9) In the last 12 months, what treatment(s), if any, have you used for the following conditions?

(only includes students that have had an appointment/discussion with a healthcare/mental health professional for the condition within the last 12 months)

Autism spectrum

	Cis Men		Cis Women		Trans/Gender Non-conforming		Total	
	Freq.	Pct.	Freq.	Pct.	Freq.	Pct.	Freq.	Pct.
1 No treatment	0	0	1	33	0	0	1	33.3
2 Medicine only	0	0	0	0	0	0	0	0.0
3 Therapy only	0	0	1	33	0	0	1	33.3
4 Both medicine and therapy	0	0	1	33	0	0	1	33.3
5 Other Treatment	0	0	0	0	0	0	0	0.0
Valid responses =	0	0	3	100	0	0	3	0.4

Invalid responses include no response.

65U10) In the last 12 months, what treatment(s), if any, have you used for the following conditions?

(only includes students that have had an appointment/discussion with a healthcare/mental health professional for the condition within the last 12 months)

Bipolar and Related Conditions (for example: Bipolar I, II, Hypomanic Episode)

	Cis Men		Cis Women		Trans/Gender Non-conforming		Total	
	Freq.	Pct.	Freq.	Pct.	Freq.	Pct.	Freq.	Pct.
1 No treatment	0	0	0	0	0	0	0	0.0
2 Medicine only	1	50	0	0	0	0	2	14.3
3 Therapy only	0	0	1	11	0	0	1	7.1
4 Both medicine and therapy	1	50	8	89	2	100	11	78.6
5 Other Treatment	0	0	0	0	0	0	0	0.0
Valid responses =	2	14	9	64	2	14	14	1.8

Invalid responses include no response.



AMERICAN COLLEGE HEALTH ASSOCIATION

American College Health Association-National College Health Assessment (ACHA-NCHA III)

Institutional Data Report - Spring 2022

American College Health Association

8455 Colesville Road, Suite 740

Silver Spring, MD 20910

(410) 859-1500

www.acha.org

UNIVERSITY OF NORTHERN IOWA

May 1, 2022

FREQUENCY REPORT

Number of Surveys (n) = 783 Web Surveys

65U11) In the last 12 months, what treatment(s), if any, have you used for the following conditions?

(only includes students that have had an appointment/discussion with a healthcare/mental health professional for the condition within the last 12 months)

Borderline Personality Disorder (BPD), Avoidant Personality, Dependent Personality, or another personality disorder

	Cis Men		Cis Women		Trans/Gender Non-conforming		Total	
	Freq.	Pct.	Freq.	Pct.	Freq.	Pct.	Freq.	Pct.
1 No treatment	0	0	0	0	0	0	0	0.0
2 Medicine only	0	0	1	20	0	0	1	14.3
3 Therapy only	0	0	2	40	0	0	2	28.6
4 Both medicine and therapy	0	0	2	40	2	100	4	57.1
5 Other Treatment	0	0	0	0	0	0	0	0.0
Valid responses =	0	0	5	71	2	29	7	0.9

Invalid responses include no response.

65U15) In the last 12 months, what treatment(s), if any, have you used for the following conditions?

(only includes students that have had an appointment/discussion with a healthcare/mental health professional for the condition within the last 12 months)

Depression (for example: Major depression, persistent depressive disorder, disruptive mood disorder)

	Cis Men		Cis Women		Trans/Gender Non-conforming		Total	
	Freq.	Pct.	Freq.	Pct.	Freq.	Pct.	Freq.	Pct.
1 No treatment	0	0	7	4	0	0	7	3.7
2 Medicine only	3	23	46	29	1	7	51	27.1
3 Therapy only	2	15	16	10	3	21	21	11.2
4 Both medicine and therapy	8	62	87	55	10	71	107	56.9
5 Other Treatment	0	0	2	1	0	0	2	1.1
Valid responses =	13	7	158	84	14	7	188	24.0

Invalid responses include no response.

65U17) In the last 12 months, what treatment(s), if any, have you used for the following conditions?

(only includes students that have had an appointment/discussion with a healthcare/mental health professional for the condition within the last 12 months)

Eating Disorders (for example: Anorexia Nervosa, Bulimia Nervosa, Binge-Eating)

	Cis Men		Cis Women		Trans/Gender Non-conforming		Total	
	Freq.	Pct.	Freq.	Pct.	Freq.	Pct.	Freq.	Pct.
1 No treatment	0	0	2	9	0	0	2	7.4
2 Medicine only	0	0	3	14	0	0	3	11.1
3 Therapy only	0	0	10	46	2	100	12	44.4
4 Both medicine and therapy	2	67	6	27	0	0	8	29.6
5 Other Treatment	1	33	1	5	0	0	2	7.4
Valid responses =	3	11	22	81	2	7	27	3.4

Invalid responses include no response.

65U19) In the last 12 months, what treatment(s), if any, have you used for the following conditions?

(only includes students that have had an appointment/discussion with a healthcare/mental health professional for the condition within the last 12 months)

Gambling Disorder

	Cis Men		Cis Women		Trans/Gender Non-conforming		Total	
	Freq.	Pct.	Freq.	Pct.	Freq.	Pct.	Freq.	Pct.
1 No treatment	0	0	0	0	0	0	0	0.0
2 Medicine only	0	0	0	0	0	0	0	0.0
3 Therapy only	1	100	0	0	0	0	1	100.0
4 Both medicine and therapy	0	0	0	0	0	0	0	0.0
5 Other Treatment	0	0	0	0	0	0	0	0.0
Valid responses =	1	100	0	0	0	0	1	0.1

Invalid responses include no response.

65U28) In the last 12 months, what treatment(s), if any, have you used for the following conditions?

(only includes students that have had an appointment/discussion with a healthcare/mental health professional for the condition within the last 12 months)

Insomnia

	Cis Men		Cis Women		Trans/Gender Non-conforming		Total	
	Freq.	Pct.	Freq.	Pct.	Freq.	Pct.	Freq.	Pct.
1 No treatment	0	0	3	14	0	0	3	11.5
2 Medicine only	1	100	9	41	0	0	11	42.3
3 Therapy only	0	0	0	0	0	0	0	0.0
4 Both medicine and therapy	0	0	9	41	2	100	11	42.3
5 Other Treatment	0	0	1	5	0	0	1	3.8
Valid responses =	1	4	22	85	2	8	26	3.3

Invalid responses include no response.



AMERICAN COLLEGE HEALTH ASSOCIATION

American College Health Association-National College Health Assessment (ACHA-NCHA III)

Institutional Data Report - Spring 2022

American College Health Association

8455 Colesville Road, Suite 740

Silver Spring, MD 20910

(410) 859-1500

www.acha.org

UNIVERSITY OF NORTHERN IOWA

May 1, 2022

FREQUENCY REPORT

Number of Surveys (n) = 783 Web Surveys

65U31) In the last 12 months, what treatment(s), if any, have you used for the following conditions?

(only includes students that have had an appointment/discussion with a healthcare/mental health professional for the condition within the last 12 months)

Obsessive-Compulsive and Related Conditions (for example: OCD, Body Dysmorphia, Hoarding, Trichotillomania and other body-focused repetitive behavior disorders)

	Cis Men		Cis Women		Trans/Gender Non-conforming		Total	
	Freq.	Pct.	Freq.	Pct.	Freq.	Pct.	Freq.	Pct.
	1 No treatment	0	0	1	5	0	0	1
2 Medicine only	0	0	3	15	0	0	3	12.5
3 Therapy only	1	100	8	40	2	67	11	45.8
4 Both medicine and therapy	0	0	8	40	1	33	9	37.5
5 Other Treatment	0	0	0	0	0	0	0	0.0
Valid responses =	1	4	20	83	3	13	24	3.1

Invalid responses include no response.

65U33) In the last 12 months, what treatment(s), if any, have you used for the following conditions?

(only includes students that have had an appointment/discussion with a healthcare/mental health professional for the condition within the last 12 months)

PTSD (Posttraumatic Stress Disorder), Acute Stress Disorder, Adjustment Disorder, or another trauma- or stressor- related condition

	Cis Men		Cis Women		Trans/Gender Non-conforming		Total	
	Freq.	Pct.	Freq.	Pct.	Freq.	Pct.	Freq.	Pct.
	1 No treatment	0	0	1	4	0	0	1
2 Medicine only	0	0	2	7	0	0	2	6.1
3 Therapy only	1	100	8	30	2	40	11	33.3
4 Both medicine and therapy	0	0	15	56	3	60	18	54.5
5 Other Treatment	0	0	1	4	0	0	1	3.0
Valid responses =	1	3	27	82	5	15	33	4.2

Invalid responses include no response.

65U34) In the last 12 months, what treatment(s), if any, have you used for the following conditions?

(only includes students that have had an appointment/discussion with a healthcare/mental health professional for the condition within the last 12 months)

Schizophrenia and Other Psychotic Conditions (for example: Schizophrenia, Schizoaffective Disorder, Schizophreniform Disorder, Delusional Disorder)

	Cis Men		Cis Women		Trans/Gender Non-conforming		Total	
	Freq.	Pct.	Freq.	Pct.	Freq.	Pct.	Freq.	Pct.
	1 No treatment	0	0	0	0	0	0	0
2 Medicine only	0	0	0	0	0	0	0	0.0
3 Therapy only	0	0	0	0	0	0	0	0.0
4 Both medicine and therapy	0	0	0	0	1	100	1	100.0
5 Other Treatment	0	0	0	0	0	0	0	0.0
Valid responses =	0	0	0	0	1	100	1	0.1

Invalid responses include no response.

65U37) In the last 12 months, what treatment(s), if any, have you used for the following conditions?

(only includes students that have had an appointment/discussion with a healthcare/mental health professional for the condition within the last 12 months)

Tourette's or other neurodevelopmental condition not already listed

	Cis Men		Cis Women		Trans/Gender Non-conforming		Total	
	Freq.	Pct.	Freq.	Pct.	Freq.	Pct.	Freq.	Pct.
	1 No treatment	0	0	0	0	0	0	0
2 Medicine only	0	0	0	0	0	0	0	0.0
3 Therapy only	0	0	0	0	0	0	0	0.0
4 Both medicine and therapy	0	0	0	0	0	0	0	0.0
5 Other Treatment	0	0	0	0	0	0	0	0.0
Valid responses =	0	0	0	0	0	0	0	0.0

Invalid responses include no response.

65U38) In the last 12 months, what treatment(s), if any, have you used for the following conditions?

(only includes students that have had an appointment/discussion with a healthcare/mental health professional for the condition within the last 12 months)

Traumatic brain injury (TBI)

	Cis Men		Cis Women		Trans/Gender Non-conforming		Total	
	Freq.	Pct.	Freq.	Pct.	Freq.	Pct.	Freq.	Pct.
	1 No treatment	0	0	0	0	0	0	0
2 Medicine only	0	0	0	0	0	0	0	0.0
3 Therapy only	2	100	0	0	0	0	2	66.7
4 Both medicine and therapy	0	0	1	100	0	0	1	33.3
5 Other Treatment	0	0	0	0	0	0	0	0.0
Valid responses =	2	67	1	33	0	0	3	0.4

Invalid responses include no response.

65W1) Have you received treatment for the following condition(s) by a healthcare or mental health professional within the last 12 months?

(only includes students that have had an appointment/discussion with a healthcare/mental health professional for the condition within the last 12 months)

Acne

	Cis Men		Cis Women		Trans/Gender Non-conforming		Total	
	Freq.	Pct.	Freq.	Pct.	Freq.	Pct.	Freq.	Pct.
	1 No	2	20	13	15	0	0	15
2 Yes	8	80	73	85	3	100	85	85.0
Valid responses =	10	10	86	86	3	3	100	12.8

Invalid responses include no response.



AMERICAN COLLEGE HEALTH ASSOCIATION

American College Health Association-National College Health Assessment (ACHA-NCHA III)

Institutional Data Report - Spring 2022

American College Health Association

8455 Colesville Road, Suite 740

Silver Spring, MD 20910

(410) 859-1500

www.acha.org

UNIVERSITY OF NORTHERN IOWA

May 1, 2022

FREQUENCY REPORT

Number of Surveys (n) = 783 Web Surveys

65W4) Have you received treatment for the following condition(s) by a healthcare or mental health professional within the last 12 months?

(only includes students that have had an appointment/discussion with a healthcare/mental health professional for the condition within the last 12 months)

Allergies - food allergy

	Cis Men		Cis Women		Trans/Gender Non-conforming		Total	
	Freq.	Pct.	Freq.	Pct.	Freq.	Pct.	Freq.	Pct.
1 No	1	50	7	33	1	100	9	37.5
2 Yes	1	50	14	67	0	0	15	62.5
Valid responses =	2	8	21	88	1	4	24	3.1

Invalid responses include no response.

65W5) Have you received treatment for the following condition(s) by a healthcare or mental health professional within the last 12 months?

(only includes students that have had an appointment/discussion with a healthcare/mental health professional for the condition within the last 12 months)

Allergies - animals/pets

	Cis Men		Cis Women		Trans/Gender Non-conforming		Total	
	Freq.	Pct.	Freq.	Pct.	Freq.	Pct.	Freq.	Pct.
1 No	0	0	5	28	1	100	6	26.1
2 Yes	4	100	13	72	0	0	17	73.9
Valid responses =	4	17	18	78	1	4	23	2.9

Invalid responses include no response.

65W6) Have you received treatment for the following condition(s) by a healthcare or mental health professional within the last 12 months?

(only includes students that have had an appointment/discussion with a healthcare/mental health professional for the condition within the last 12 months)

Allergies - environmental (for example: pollen, grass, dust, mold)

	Cis Men		Cis Women		Trans/Gender Non-conforming		Total	
	Freq.	Pct.	Freq.	Pct.	Freq.	Pct.	Freq.	Pct.
1 No	1	14	10	22	2	100	13	24.1
2 Yes	6	86	35	78	0	0	41	75.9
Valid responses =	7	13	45	83	2	4	54	6.9

Invalid responses include no response.

65W8) Have you received treatment for the following condition(s) by a healthcare or mental health professional within the last 12 months?

(only includes students that have had an appointment/discussion with a healthcare/mental health professional for the condition within the last 12 months)

Asthma

	Cis Men		Cis Women		Trans/Gender Non-conforming		Total	
	Freq.	Pct.	Freq.	Pct.	Freq.	Pct.	Freq.	Pct.
1 No	1	17	8	25	0	0	9	22.5
2 Yes	5	83	24	75	1	100	31	77.5
Valid responses =	6	15	32	80	1	3	40	5.1

Invalid responses include no response.

65W12) Have you received treatment for the following condition(s) by a healthcare or mental health professional within the last 12 months?

(only includes students that have had an appointment/discussion with a healthcare/mental health professional for the condition within the last 12 months)

Cancer

	Cis Men		Cis Women		Trans/Gender Non-conforming		Total	
	Freq.	Pct.	Freq.	Pct.	Freq.	Pct.	Freq.	Pct.
1 No	0	0	1	100	0	0	1	100.0
2 Yes	0	0	0	0	0	0	0	0.0
Valid responses =	0	0	1	100	0	0	1	0.1

Invalid responses include no response.

65W13) Have you received treatment for the following condition(s) by a healthcare or mental health professional within the last 12 months?

(only includes students that have had an appointment/discussion with a healthcare/mental health professional for the condition within the last 12 months)

Celiac disease

	Cis Men		Cis Women		Trans/Gender Non-conforming		Total	
	Freq.	Pct.	Freq.	Pct.	Freq.	Pct.	Freq.	Pct.
1 No	0	0	2	33	0	0	2	33.3
2 Yes	0	0	4	67	0	0	4	66.7
Valid responses =	0	0	6	100	0	0	6	0.8

Invalid responses include no response.

65W14) Have you received treatment for the following condition(s) by a healthcare or mental health professional within the last 12 months?

(only includes students that have had an appointment/discussion with a healthcare/mental health professional for the condition within the last 12 months)

Chronic pain (for example: back or joint pain, arthritis, nerve pain)

	Cis Men		Cis Women		Trans/Gender Non-conforming		Total	
	Freq.	Pct.	Freq.	Pct.	Freq.	Pct.	Freq.	Pct.
1 No	1	50	8	33	1	50	10	35.7
2 Yes	1	50	16	67	1	50	18	64.3
Valid responses =	2	7	24	86	2	7	28	3.6

Invalid responses include no response.



65W16) Have you received treatment for the following condition(s) by a healthcare or mental health professional within the last 12 months?

(only includes students that have had an appointment/discussion with a healthcare/mental health professional for the condition within the last 12 months)

Diabetes or pre-diabetes/insulin resistance

	Cis Men		Cis Women		Trans/Gender Non-conforming		Total	
	Freq.	Pct.	Freq.	Pct.	Freq.	Pct.	Freq.	Pct.
1 No	1	100	0	0	0	0	1	33.3
2 Yes	0	0	2	100	0	0	2	66.7
Valid responses =	1	33	2	67	0	0	3	0.4

Invalid responses include no response.

65W18) Have you received treatment for the following condition(s) by a healthcare or mental health professional within the last 12 months?

(only includes students that have had an appointment/discussion with a healthcare/mental health professional for the condition within the last 12 months)

Endometriosis

	Cis Men		Cis Women		Trans/Gender Non-conforming		Total	
	Freq.	Pct.	Freq.	Pct.	Freq.	Pct.	Freq.	Pct.
1 No	0	0	3	50	0	0	3	50.0
2 Yes	0	0	3	50	0	0	3	50.0
Valid responses =	0	0	6	100	0	0	6	0.8

Invalid responses include no response.

65W20) Have you received treatment for the following condition(s) by a healthcare or mental health professional within the last 12 months?

(only includes students that have had an appointment/discussion with a healthcare/mental health professional for the condition within the last 12 months)

Genital herpes

	Cis Men		Cis Women		Trans/Gender Non-conforming		Total	
	Freq.	Pct.	Freq.	Pct.	Freq.	Pct.	Freq.	Pct.
1 No	0	0	0	0	0	0	0	0.0
2 Yes	0	0	3	100	1	100	4	100.0
Valid responses =	0	0	3	75	1	25	4	0.5

Invalid responses include no response.

65W21) Have you received treatment for the following condition(s) by a healthcare or mental health professional within the last 12 months?

(only includes students that have had an appointment/discussion with a healthcare/mental health professional for the condition within the last 12 months)

Gastroesophageal Reflux Disease (GERD) or acid reflux

	Cis Men		Cis Women		Trans/Gender Non-conforming		Total	
	Freq.	Pct.	Freq.	Pct.	Freq.	Pct.	Freq.	Pct.
1 No	3	50	1	6	0	0	4	16.0
2 Yes	3	50	17	94	1	100	21	84.0
Valid responses =	6	24	18	72	1	4	25	3.2

Invalid responses include no response.

65W22) Have you received treatment for the following condition(s) by a healthcare or mental health professional within the last 12 months?

(only includes students that have had an appointment/discussion with a healthcare/mental health professional for the condition within the last 12 months)

Heart & vascular disorders (for example: atrial fibrillation or other cardiac arrhythmia, mitral valve prolapse or other valvular heart disease, congenital heart condition)

	Cis Men		Cis Women		Trans/Gender Non-conforming		Total	
	Freq.	Pct.	Freq.	Pct.	Freq.	Pct.	Freq.	Pct.
1 No	1	50	3	23	0	0	4	26.7
2 Yes	1	50	10	77	0	0	11	73.3
Valid responses =	2	13	13	87	0	0	15	1.9

Invalid responses include no response.

65W23) Have you received treatment for the following condition(s) by a healthcare or mental health professional within the last 12 months?

(only includes students that have had an appointment/discussion with a healthcare/mental health professional for the condition within the last 12 months)

Hepatitis B or C

	Cis Men		Cis Women		Trans/Gender Non-conforming		Total	
	Freq.	Pct.	Freq.	Pct.	Freq.	Pct.	Freq.	Pct.
1 No	0	0	0	0	0	0	0	0.0
2 Yes	0	0	0	0	0	0	0	0.0
Valid responses =	0	0	0	0	0	0	0	0.0

Invalid responses include no response.

65W24) Have you received treatment for the following condition(s) by a healthcare or mental health professional within the last 12 months?

(only includes students that have had an appointment/discussion with a healthcare/mental health professional for the condition within the last 12 months)

High blood pressure (hypertension)

	Cis Men		Cis Women		Trans/Gender Non-conforming		Total	
	Freq.	Pct.	Freq.	Pct.	Freq.	Pct.	Freq.	Pct.
1 No	0	0	0	0	0	0	0	0.0
2 Yes	0	0	2	100	0	0	2	100.0
Valid responses =	0	0	2	100	0	0	2	0.3

Invalid responses include no response.



AMERICAN COLLEGE HEALTH ASSOCIATION

American College Health Association-National College Health Assessment (ACHA-NCHA III)

Institutional Data Report - Spring 2022

American College Health Association

8455 Colesville Road, Suite 740

Silver Spring, MD 20910

(410) 859-1500

www.acha.org

UNIVERSITY OF NORTHERN IOWA

May 1, 2022

FREQUENCY REPORT

Number of Surveys (n) = 783 Web Surveys

65W25) Have you received treatment for the following condition(s) by a healthcare or mental health professional within the last 12 months?

(only includes students that have had an appointment/discussion with a healthcare/mental health professional for the condition within the last 12 months)

High cholesterol (hyperlipidemia)

	Cis Men		Cis Women		Trans/Gender Non-conforming		Total		
	Freq.	Pct.	Freq.	Pct.	Freq.	Pct.	Freq.	Pct.	
1 No	0	0	1	33	1	100	3	60.0	
2 Yes	0	0	2	67	0	0	2	40.0	
Valid responses =	0	0	3	60	1	20	5	0.6	

Invalid responses include no response.

65W26) Have you received treatment for the following condition(s) by a healthcare or mental health professional within the last 12 months?

(only includes students that have had an appointment/discussion with a healthcare/mental health professional for the condition within the last 12 months)

HIV or AIDS

	Cis Men		Cis Women		Trans/Gender Non-conforming		Total		
	Freq.	Pct.	Freq.	Pct.	Freq.	Pct.	Freq.	Pct.	
1 No	0	0	0	0	0	0	0	0.0	
2 Yes	0	0	0	0	0	0	0	0.0	
Valid responses =	0	0	0	0	0	0	0	0.0	

Invalid responses include no response.

65W27) Have you received treatment for the following condition(s) by a healthcare or mental health professional within the last 12 months?

(only includes students that have had an appointment/discussion with a healthcare/mental health professional for the condition within the last 12 months)

Human papillomavirus (HPV) or genital warts

	Cis Men		Cis Women		Trans/Gender Non-conforming		Total		
	Freq.	Pct.	Freq.	Pct.	Freq.	Pct.	Freq.	Pct.	
1 No	0	0	0	0	0	0	0	0.0	
2 Yes	0	0	1	100	0	0	1	100.0	
Valid responses =	0	0	1	100	0	0	1	0.1	

Invalid responses include no response.

65W29) Have you received treatment for the following condition(s) by a healthcare or mental health professional within the last 12 months?

(only includes students that have had an appointment/discussion with a healthcare/mental health professional for the condition within the last 12 months)

Irritable bowel syndrome (spastic colon or spastic bowel)

	Cis Men		Cis Women		Trans/Gender Non-conforming		Total		
	Freq.	Pct.	Freq.	Pct.	Freq.	Pct.	Freq.	Pct.	
1 No	0	0	7	35	0	0	7	31.8	
2 Yes	1	100	13	65	1	100	15	68.2	
Valid responses =	1	5	20	91	1	5	22	2.8	

Invalid responses include no response.

65W30) Have you received treatment for the following condition(s) by a healthcare or mental health professional within the last 12 months?

(only includes students that have had an appointment/discussion with a healthcare/mental health professional for the condition within the last 12 months)

Migraine headaches

	Cis Men		Cis Women		Trans/Gender Non-conforming		Total		
	Freq.	Pct.	Freq.	Pct.	Freq.	Pct.	Freq.	Pct.	
1 No	0	0	10	20	2	33	12	19.4	
2 Yes	6	100	40	80	4	67	50	80.6	
Valid responses =	6	10	50	81	6	10	62	7.9	

Invalid responses include no response.

65W32) Have you received treatment for the following condition(s) by a healthcare or mental health professional within the last 12 months?

(only includes students that have had an appointment/discussion with a healthcare/mental health professional for the condition within the last 12 months)

Polycystic Ovarian Syndrome (PCOS)

	Cis Men		Cis Women		Trans/Gender Non-conforming		Total		
	Freq.	Pct.	Freq.	Pct.	Freq.	Pct.	Freq.	Pct.	
1 No	0	0	3	43	0	0	3	42.9	
2 Yes	0	0	4	57	0	0	4	57.1	
Valid responses =	0	0	7	100	0	0	7	0.9	

Invalid responses include no response.

65W35) Have you received treatment for the following condition(s) by a healthcare or mental health professional within the last 12 months?

(only includes students that have had an appointment/discussion with a healthcare/mental health professional for the condition within the last 12 months)

Sleep Apnea

	Cis Men		Cis Women		Trans/Gender Non-conforming		Total		
	Freq.	Pct.	Freq.	Pct.	Freq.	Pct.	Freq.	Pct.	
1 No	0	0	1	33	0	0	1	25.0	
2 Yes	1	100	2	67	0	0	3	75.0	
Valid responses =	1	25	3	75	0	0	4	0.5	

Invalid responses include no response.



AMERICAN COLLEGE HEALTH ASSOCIATION

American College Health Association-National College Health Assessment (ACHA-NCHA III)

Institutional Data Report - Spring 2022

American College Health Association

8455 Colesville Road, Suite 740

Silver Spring, MD 20910

(410) 859-1500

www.acha.org

UNIVERSITY OF NORTHERN IOWA

May 1, 2022

FREQUENCY REPORT

Number of Surveys (n) = 783 Web Surveys

65W36) Have you received treatment for the following condition(s) by a healthcare or mental health professional within the last 12 months?

(only includes students that have had an appointment/discussion with a healthcare/mental health professional for the condition within the last 12 months)

Thyroid condition or disorder

	Cis Men		Cis Women		Trans/Gender Non-conforming		Total	
	Freq.	Pct.	Freq.	Pct.	Freq.	Pct.	Freq.	Pct.
1 No	0	0	2	20	0	0	2	15.4
2 Yes	1	100	8	80	2	100	11	84.6
Valid responses =	1	8	10	77	2	15	13	1.7

Invalid responses include no response.

65W39) Have you received treatment for the following condition(s) by a healthcare or mental health professional within the last 12 months?

(only includes students that have had an appointment/discussion with a healthcare/mental health professional for the condition within the last 12 months)

Urinary system disorder (for example: bladder or kidney disease, urinary reflux, interstitial cystitis)

	Cis Men		Cis Women		Trans/Gender Non-conforming		Total	
	Freq.	Pct.	Freq.	Pct.	Freq.	Pct.	Freq.	Pct.
1 No	0	0	0	0	0	0	0	0.0
2 Yes	0	0	6	100	0	0	6	100.0
Valid responses =	0	0	6	100	0	0	6	0.8

Invalid responses include no response.

65X1) Did a healthcare or mental health professional tell you that you do not need treatment, or that you can stop treatment, for the following conditions?

(only includes students that have had an appointment/discussion, but have not received treatment for the condition within the last 12 months)

Acne

	Cis Men		Cis Women		Trans/Gender Non-conforming		Total	
	Freq.	Pct.	Freq.	Pct.	Freq.	Pct.	Freq.	Pct.
1 No	0	0	6	50	0	0	6	46.2
2 Yes	1	100	6	50	0	0	7	53.8
Valid responses =	1	8	12	92	0	0	13	1.7

Invalid responses include no response.

65X2) Did a healthcare or mental health professional tell you that you do not need treatment, or that you can stop treatment, for the following conditions?

(only includes students that have had an appointment/discussion, but have not received treatment for the condition within the last 12 months)

ADD/ADHD - Attention Deficit/Hyperactivity Disorder

	Cis Men		Cis Women		Trans/Gender Non-conforming		Total	
	Freq.	Pct.	Freq.	Pct.	Freq.	Pct.	Freq.	Pct.
1 No	0	0	4	57	1	100	5	62.5
2 Yes	0	0	3	43	0	0	3	37.5
Valid responses =	0	0	7	88	1	13	8	1.0

Invalid responses include no response.

65X3) Did a healthcare or mental health professional tell you that you do not need treatment, or that you can stop treatment, for the following conditions?

(only includes students that have had an appointment/discussion, but have not received treatment for the condition within the last 12 months)

Alcohol or Other Drug-Related Abuse or Addiction

	Cis Men		Cis Women		Trans/Gender Non-conforming		Total	
	Freq.	Pct.	Freq.	Pct.	Freq.	Pct.	Freq.	Pct.
1 No	0	0	0	0	0	0	0	0.0
2 Yes	0	0	0	0	0	0	0	0.0
Valid responses =	0	0	0	0	0	0	0	0.0

Invalid responses include no response.

65X4) Did a healthcare or mental health professional tell you that you do not need treatment, or that you can stop treatment, for the following conditions?

(only includes students that have had an appointment/discussion, but have not received treatment for the condition within the last 12 months)

Allergies - food allergy

	Cis Men		Cis Women		Trans/Gender Non-conforming		Total	
	Freq.	Pct.	Freq.	Pct.	Freq.	Pct.	Freq.	Pct.
1 No	0	0	3	50	0	0	3	37.5
2 Yes	1	100	3	50	1	100	5	62.5
Valid responses =	1	13	6	75	1	13	8	1.0

Invalid responses include no response.

65X5) Did a healthcare or mental health professional tell you that you do not need treatment, or that you can stop treatment, for the following conditions?

(only includes students that have had an appointment/discussion, but have not received treatment for the condition within the last 12 months)

Allergies - animals/pets

	Cis Men		Cis Women		Trans/Gender Non-conforming		Total	
	Freq.	Pct.	Freq.	Pct.	Freq.	Pct.	Freq.	Pct.
1 No	0	0	5	100	0	0	5	83.3
2 Yes	0	0	0	0	1	100	1	16.7
Valid responses =	0	0	5	83	1	17	6	0.8

Invalid responses include no response.



65X6) Did a healthcare or mental health professional tell you that you do not need treatment, or that you can stop treatment, for the following conditions?

(only includes students that have had an appointment/discussion, but have not received treatment for the condition within the last 12 months)

Allergies - environmental (for example: pollen, grass, dust, mold)

	Cis Men		Cis Women		Trans/Gender Non-conforming		Total	
	Freq.	Pct.	Freq.	Pct.	Freq.	Pct.	Freq.	Pct.
1 No	1	100	6	75	1	50	8	72.7
2 Yes	0	0	2	25	1	50	3	27.3
Valid responses =	1	9	8	73	2	18	11	14

Invalid responses include no response.

65X7) Did a healthcare or mental health professional tell you that you do not need treatment, or that you can stop treatment, for the following conditions?

(only includes students that have had an appointment/discussion, but have not received treatment for the condition within the last 12 months)

Anxiety (for example: Generalized Anxiety, Social Anxiety, Panic Disorder, Specific Phobia)

	Cis Men		Cis Women		Trans/Gender Non-conforming		Total	
	Freq.	Pct.	Freq.	Pct.	Freq.	Pct.	Freq.	Pct.
1 No	0	0	7	64	0	0	7	63.6
2 Yes	0	0	4	36	0	0	4	36.4
Valid responses =	0	0	11	100	0	0	11	14

Invalid responses include no response.

65X8) Did a healthcare or mental health professional tell you that you do not need treatment, or that you can stop treatment, for the following conditions?

(only includes students that have had an appointment/discussion, but have not received treatment for the condition within the last 12 months)

Asthma

	Cis Men		Cis Women		Trans/Gender Non-conforming		Total	
	Freq.	Pct.	Freq.	Pct.	Freq.	Pct.	Freq.	Pct.
1 No	1	100	4	80	0	0	5	83.3
2 Yes	0	0	1	20	0	0	1	16.7
Valid responses =	1	17	5	83	0	0	6	0.8

Invalid responses include no response.

65X9) Did a healthcare or mental health professional tell you that you do not need treatment, or that you can stop treatment, for the following conditions?

(only includes students that have had an appointment/discussion, but have not received treatment for the condition within the last 12 months)

Autism spectrum

	Cis Men		Cis Women		Trans/Gender Non-conforming		Total	
	Freq.	Pct.	Freq.	Pct.	Freq.	Pct.	Freq.	Pct.
1 No	0	0	0	0	0	0	0	0.0
2 Yes	0	0	0	0	0	0	0	0.0
Valid responses =	0	0	0	0	0	0	0	0.0

Invalid responses include no response.

65X10) Did a healthcare or mental health professional tell you that you do not need treatment, or that you can stop treatment, for the following conditions?

(only includes students that have had an appointment/discussion, but have not received treatment for the condition within the last 12 months)

Bipolar and Related Conditions (for example: Bipolar I, II, Hypomanic Episode)

	Cis Men		Cis Women		Trans/Gender Non-conforming		Total	
	Freq.	Pct.	Freq.	Pct.	Freq.	Pct.	Freq.	Pct.
1 No	0	0	0	0	0	0	0	0.0
2 Yes	0	0	0	0	0	0	0	0.0
Valid responses =	0	0	0	0	0	0	0	0.0

Invalid responses include no response.

65X11) Did a healthcare or mental health professional tell you that you do not need treatment, or that you can stop treatment, for the following conditions?

(only includes students that have had an appointment/discussion, but have not received treatment for the condition within the last 12 months)

Borderline Personality Disorder (BPD), Avoidant Personality, Dependent Personality, or another personality disorder

	Cis Men		Cis Women		Trans/Gender Non-conforming		Total	
	Freq.	Pct.	Freq.	Pct.	Freq.	Pct.	Freq.	Pct.
1 No	0	0	0	0	0	0	0	0.0
2 Yes	0	0	0	0	0	0	0	0.0
Valid responses =	0	0	0	0	0	0	0	0.0

Invalid responses include no response.

65X12) Did a healthcare or mental health professional tell you that you do not need treatment, or that you can stop treatment, for the following conditions?

(only includes students that have had an appointment/discussion, but have not received treatment for the condition within the last 12 months)

Cancer

	Cis Men		Cis Women		Trans/Gender Non-conforming		Total	
	Freq.	Pct.	Freq.	Pct.	Freq.	Pct.	Freq.	Pct.
1 No	0	0	0	0	0	0	0	0.0
2 Yes	0	0	1	100	0	0	1	100.0
Valid responses =	0	0	1	100	0	0	1	0.1

Invalid responses include no response.



65X13) Did a healthcare or mental health professional tell you that you do not need treatment, or that you can stop treatment, for the following conditions?

(only includes students that have had an appointment/discussion, but have not received treatment for the condition within the last 12 months)

Celiac disease

	Cis Men		Cis Women		Trans/Gender Non-conforming		Total	
	Freq.	Pct.	Freq.	Pct.	Freq.	Pct.	Freq.	Pct.
1 No	0	0	1	100	0	0	1	100.0
2 Yes	0	0	0	0	0	0	0	0.0
Valid responses =	0	0	1	100	0	0	1	0.1

Invalid responses include no response.

65X14) Did a healthcare or mental health professional tell you that you do not need treatment, or that you can stop treatment, for the following conditions?

(only includes students that have had an appointment/discussion, but have not received treatment for the condition within the last 12 months)

Chronic pain (for example: back or joint pain, arthritis, nerve pain)

	Cis Men		Cis Women		Trans/Gender Non-conforming		Total	
	Freq.	Pct.	Freq.	Pct.	Freq.	Pct.	Freq.	Pct.
1 No	0	0	3	43	1	100	4	50.0
2 Yes	0	0	4	57	0	0	4	50.0
Valid responses =	0	0	7	88	1	13	8	1.0

Invalid responses include no response.

65X15) Did a healthcare or mental health professional tell you that you do not need treatment, or that you can stop treatment, for the following conditions?

(only includes students that have had an appointment/discussion, but have not received treatment for the condition within the last 12 months)

Depression (for example: Major depression, persistent depressive disorder, disruptive mood disorder)

	Cis Men		Cis Women		Trans/Gender Non-conforming		Total	
	Freq.	Pct.	Freq.	Pct.	Freq.	Pct.	Freq.	Pct.
1 No	0	0	6	86	0	0	6	85.7
2 Yes	0	0	1	14	0	0	1	14.3
Valid responses =	0	0	7	100	0	0	7	0.9

Invalid responses include no response.

65X16) Did a healthcare or mental health professional tell you that you do not need treatment, or that you can stop treatment, for the following conditions?

(only includes students that have had an appointment/discussion, but have not received treatment for the condition within the last 12 months)

Diabetes or pre-diabetes/insulin resistance

	Cis Men		Cis Women		Trans/Gender Non-conforming		Total	
	Freq.	Pct.	Freq.	Pct.	Freq.	Pct.	Freq.	Pct.
1 No	0	0	0	0	0	0	0	0.0
2 Yes	1	100	0	0	0	0	1	100.0
Valid responses =	1	100	0	0	0	0	1	0.1

Invalid responses include no response.

65X17) Did a healthcare or mental health professional tell you that you do not need treatment, or that you can stop treatment, for the following conditions?

(only includes students that have had an appointment/discussion, but have not received treatment for the condition within the last 12 months)

Eating Disorders (for example: Anorexia Nervosa, Bulimia Nervosa, Binge-Eating)

	Cis Men		Cis Women		Trans/Gender Non-conforming		Total	
	Freq.	Pct.	Freq.	Pct.	Freq.	Pct.	Freq.	Pct.
1 No	0	0	1	50	0	0	1	50.0
2 Yes	0	0	1	50	0	0	1	50.0
Valid responses =	0	0	2	100	0	0	2	0.3

Invalid responses include no response.

65X18) Did a healthcare or mental health professional tell you that you do not need treatment, or that you can stop treatment, for the following conditions?

(only includes students that have had an appointment/discussion, but have not received treatment for the condition within the last 12 months)

Endometriosis

	Cis Men		Cis Women		Trans/Gender Non-conforming		Total	
	Freq.	Pct.	Freq.	Pct.	Freq.	Pct.	Freq.	Pct.
1 No	0	0	3	100	0	0	3	100.0
2 Yes	0	0	0	0	0	0	0	0.0
Valid responses =	0	0	3	100	0	0	3	0.4

Invalid responses include no response.

65X19) Did a healthcare or mental health professional tell you that you do not need treatment, or that you can stop treatment, for the following conditions?

(only includes students that have had an appointment/discussion, but have not received treatment for the condition within the last 12 months)

Gambling Disorder

	Cis Men		Cis Women		Trans/Gender Non-conforming		Total	
	Freq.	Pct.	Freq.	Pct.	Freq.	Pct.	Freq.	Pct.
1 No	0	0	0	0	0	0	0	0.0
2 Yes	0	0	0	0	0	0	0	0.0
Valid responses =	0	0	0	0	0	0	0	0.0

Invalid responses include no response.



65X20) Did a healthcare or mental health professional tell you that you do not need treatment, or that you can stop treatment, for the following conditions?
(only includes students that have had an appointment/discussion, but have not received treatment for the condition within the last 12 months)



Genital herpes

	Cis Men		Cis Women		Trans/Gender Non-conforming		Total	
	Freq.	Pct.	Freq.	Pct.	Freq.	Pct.	Freq.	Pct.
1 No	0	0	0	0	0	0	0	0.0
2 Yes	0	0	0	0	0	0	0	0.0
Valid responses =	0	0	0	0	0	0	0	0.0

Invalid responses include no response.

65X21) Did a healthcare or mental health professional tell you that you do not need treatment, or that you can stop treatment, for the following conditions?
(only includes students that have had an appointment/discussion, but have not received treatment for the condition within the last 12 months)



Gastroesophageal Reflux Disease (GERD) or acid reflux

	Cis Men		Cis Women		Trans/Gender Non-conforming		Total	
	Freq.	Pct.	Freq.	Pct.	Freq.	Pct.	Freq.	Pct.
1 No	2	67	0	0	0	0	2	50.0 
2 Yes	1	33	1	100	0	0	2	50.0 
Valid responses =	3	75	1	25	0	0	4	0.5

Invalid responses include no response.

65X22) Did a healthcare or mental health professional tell you that you do not need treatment, or that you can stop treatment, for the following conditions?
(only includes students that have had an appointment/discussion, but have not received treatment for the condition within the last 12 months)

Heart & vascular disorders (for example: atrial fibrillation or other cardiac arrhythmia, mitral valve prolapse or other valvular heart disease, congenital heart condition)

	Cis Men		Cis Women		Trans/Gender Non-conforming		Total	
	Freq.	Pct.	Freq.	Pct.	Freq.	Pct.	Freq.	Pct.
1 No	0	0	1	33	0	0	1	25.0 
2 Yes	1	100	2	67	0	0	3	75.0 
Valid responses =	1	25	3	75	0	0	4	0.5

Invalid responses include no response.

65X23) Did a healthcare or mental health professional tell you that you do not need treatment, or that you can stop treatment, for the following conditions?
(only includes students that have had an appointment/discussion, but have not received treatment for the condition within the last 12 months)

Hepatitis B or C

	Cis Men		Cis Women		Trans/Gender Non-conforming		Total	
	Freq.	Pct.	Freq.	Pct.	Freq.	Pct.	Freq.	Pct.
1 No	0	0	0	0	0	0	0	0.0
2 Yes	0	0	0	0	0	0	0	0.0
Valid responses =	0	0	0	0	0	0	0	0.0

Invalid responses include no response.

65X24) Did a healthcare or mental health professional tell you that you do not need treatment, or that you can stop treatment, for the following conditions?
(only includes students that have had an appointment/discussion, but have not received treatment for the condition within the last 12 months)



High blood pressure (hypertension)

	Cis Men		Cis Women		Trans/Gender Non-conforming		Total	
	Freq.	Pct.	Freq.	Pct.	Freq.	Pct.	Freq.	Pct.
1 No	0	0	0	0	0	0	0	0.0
2 Yes	0	0	0	0	0	0	0	0.0
Valid responses =	0	0	0	0	0	0	0	0.0

Invalid responses include no response.

65X25) Did a healthcare or mental health professional tell you that you do not need treatment, or that you can stop treatment, for the following conditions?
(only includes students that have had an appointment/discussion, but have not received treatment for the condition within the last 12 months)

High cholesterol (hyperlipidemia)

	Cis Men		Cis Women		Trans/Gender Non-conforming		Total	
	Freq.	Pct.	Freq.	Pct.	Freq.	Pct.	Freq.	Pct.
1 No	0	0	1	100	0	0	1	33.3 
2 Yes	0	0	0	0	1	100	2	66.7 
Valid responses =	0	0	1	33	1	33	3	0.4

Invalid responses include no response.

65X26) Did a healthcare or mental health professional tell you that you do not need treatment, or that you can stop treatment, for the following conditions?
or that you can stop treatment, for the following conditions?

(only includes students that have had an appointment/discussion, but have not received treatment for the condition within the last 12 months)

HIV or AIDS

	Cis Men		Cis Women		Trans/Gender Non-conforming		Total	
	Freq.	Pct.	Freq.	Pct.	Freq.	Pct.	Freq.	Pct.
1 No	0	0	0	0	0	0	0	0.0
2 Yes	0	0	0	0	0	0	0	0.0
Valid responses =	0	0	0	0	0	0	0	0.0

Invalid responses include no response.



AMERICAN COLLEGE HEALTH ASSOCIATION

American College Health Association-National College Health Assessment (ACHA-NCHA III)

Institutional Data Report - Spring 2022

American College Health Association

8455 Colesville Road, Suite 740

Silver Spring, MD 20910

(410) 859-1500

www.acha.org

UNIVERSITY OF NORTHERN IOWA

May 1, 2022

FREQUENCY REPORT

Number of Surveys (n) = 783 Web Surveys

65X27) Did a healthcare or mental health professional tell you that you do not need treatment, or that you can stop treatment, for the following conditions? or that you can stop treatment, for the following conditions?

(only includes students that have had an appointment/discussion, but have not received treatment for the condition within the last 12 months)

Human papillomavirus (HPV) or genital warts

	Cis Men		Cis Women		Trans/Gender Non-conforming		Total	
	Freq.	Pct.	Freq.	Pct.	Freq.	Pct.	Freq.	Pct.
1 No	0	0	0	0	0	0	0	0.0
2 Yes	0	0	0	0	0	0	0	0.0
Valid responses =	0	0	0	0	0	0	0	0.0

Invalid responses include no response.

65X28) Did a healthcare or mental health professional tell you that you do not need treatment, or that you can stop treatment, for the following conditions?

(only includes students that have had an appointment/discussion, but have not received treatment for the condition within the last 12 months)

Insomnia

	Cis Men		Cis Women		Trans/Gender Non-conforming		Total	
	Freq.	Pct.	Freq.	Pct.	Freq.	Pct.	Freq.	Pct.
1 No	0	0	3	100	0	0	3	100.0
2 Yes	0	0	0	0	0	0	0	0.0
Valid responses =	0	0	3	100	0	0	3	0.4

Invalid responses include no response.

65X29) Did a healthcare or mental health professional tell you that you do not need treatment, or that you can stop treatment, for the following conditions?

(only includes students that have had an appointment/discussion, but have not received treatment for the condition within the last 12 months)

Irritable bowel syndrome (spastic colon or spastic bowel)

	Cis Men		Cis Women		Trans/Gender Non-conforming		Total	
	Freq.	Pct.	Freq.	Pct.	Freq.	Pct.	Freq.	Pct.
1 No	0	0	7	100	0	0	7	100.0
2 Yes	0	0	0	0	0	0	0	0.0
Valid responses =	0	0	7	100	0	0	7	0.9

Invalid responses include no response.

65X30) Did a healthcare or mental health professional tell you that you do not need treatment, or that you can stop treatment, for the following conditions?

(only includes students that have had an appointment/discussion, but have not received treatment for the condition within the last 12 months)

Migraine headaches

	Cis Men		Cis Women		Trans/Gender Non-conforming		Total	
	Freq.	Pct.	Freq.	Pct.	Freq.	Pct.	Freq.	Pct.
1 No	0	0	10	100	2	100	12	100.0
2 Yes	0	0	0	0	0	0	0	0.0
Valid responses =	0	0	10	83	2	17	12	1.5

Invalid responses include no response.

65X31) Did a healthcare or mental health professional tell you that you do not need treatment, or that you can stop treatment, for the following conditions?

(only includes students that have had an appointment/discussion, but have not received treatment for the condition within the last 12 months)

Obsessive-Compulsive and Related Conditions (for example: OCD, Body Dysmorphia, Hoarding, Trichotillomania and other body-focused repetitive behavior disorders)

	Cis Men		Cis Women		Trans/Gender Non-conforming		Total	
	Freq.	Pct.	Freq.	Pct.	Freq.	Pct.	Freq.	Pct.
1 No	0	0	0	0	0	0	0	0.0
2 Yes	0	0	1	100	0	0	1	100.0
Valid responses =	0	0	1	100	0	0	1	0.1

Invalid responses include no response.

65X32) Did a healthcare or mental health professional tell you that you do not need treatment, or that you can stop treatment, for the following conditions?

(only includes students that have had an appointment/discussion, but have not received treatment for the condition within the last 12 months)

Polycystic Ovarian Syndrome (PCOS)

	Cis Men		Cis Women		Trans/Gender Non-conforming		Total	
	Freq.	Pct.	Freq.	Pct.	Freq.	Pct.	Freq.	Pct.
1 No	0	0	2	67	0	0	2	66.7
2 Yes	0	0	1	33	0	0	1	33.3
Valid responses =	0	0	3	100	0	0	3	0.4

Invalid responses include no response.

65X33) Did a healthcare or mental health professional tell you that you do not need treatment, or that you can stop treatment, for the following conditions?

(only includes students that have had an appointment/discussion, but have not received treatment for the condition within the last 12 months)

PTSD (Posttraumatic Stress Disorder), Acute Stress Disorder, Adjustment Disorder, or another trauma- or stressor-related condition

	Cis Men		Cis Women		Trans/Gender Non-conforming		Total	
	Freq.	Pct.	Freq.	Pct.	Freq.	Pct.	Freq.	Pct.
1 No	0	0	1	100	0	0	1	100.0
2 Yes	0	0	0	0	0	0	0	0.0
Valid responses =	0	0	1	100	0	0	1	0.1

Invalid responses include no response.



65X34) Did a healthcare or mental health professional tell you that you do not need treatment, or that you can stop treatment, for the following conditions?

(only includes students that have had an appointment/discussion, but have not received treatment for the condition within the last 12 months)

Schizophrenia and Other Psychotic Conditions (for example: Schizophrenia, Schizoaffective Disorder, Schizophreniform Disorder, Delusional Disorder)

	Cis Men		Cis Women		Trans/Gender Non-conforming		Total	
	Freq.	Pct.	Freq.	Pct.	Freq.	Pct.	Freq.	Pct.
1 No	0	0	0	0	0	0	0	0.0
2 Yes	0	0	0	0	0	0	0	0.0
Valid responses =	0	0	0	0	0	0	0	0.0

Invalid responses include no response.

65X35) Did a healthcare or mental health professional tell you that you do not need treatment, or that you can stop treatment, for the following conditions?

(only includes students that have had an appointment/discussion, but have not received treatment for the condition within the last 12 months)

Sleep Apnea

	Cis Men		Cis Women		Trans/Gender Non-conforming		Total	
	Freq.	Pct.	Freq.	Pct.	Freq.	Pct.	Freq.	Pct.
1 No	0	0	1	100	0	0	1	100.0
2 Yes	0	0	0	0	0	0	0	0.0
Valid responses =	0	0	1	100	0	0	1	0.1

Invalid responses include no response.

65X36) Did a healthcare or mental health professional tell you that you do not need treatment, or that you can stop treatment, for the following conditions?

(only includes students that have had an appointment/discussion, but have not received treatment for the condition within the last 12 months)

Thyroid condition or disorder

	Cis Men		Cis Women		Trans/Gender Non-conforming		Total	
	Freq.	Pct.	Freq.	Pct.	Freq.	Pct.	Freq.	Pct.
1 No	0	0	1	100	0	0	1	100.0
2 Yes	0	0	0	0	0	0	0	0.0
Valid responses =	0	0	1	100	0	0	1	0.1

Invalid responses include no response.

65X37) Did a healthcare or mental health professional tell you that you do not need treatment, or that you can stop treatment, for the following conditions?

(only includes students that have had an appointment/discussion, but have not received treatment for the condition within the last 12 months)

Tourette's or other neurodevelopmental condition not already listed

	Cis Men		Cis Women		Trans/Gender Non-conforming		Total	
	Freq.	Pct.	Freq.	Pct.	Freq.	Pct.	Freq.	Pct.
1 No	0	0	0	0	0	0	0	0.0
2 Yes	0	0	0	0	0	0	0	0.0
Valid responses =	0	0	0	0	0	0	0	0.0

Invalid responses include no response.

65X38) Did a healthcare or mental health professional tell you that you do not need treatment, or that you can stop treatment, for the following conditions?

(only includes students that have had an appointment/discussion, but have not received treatment for the condition within the last 12 months)

Traumatic brain injury (TBI)

	Cis Men		Cis Women		Trans/Gender Non-conforming		Total	
	Freq.	Pct.	Freq.	Pct.	Freq.	Pct.	Freq.	Pct.
1 No	0	0	0	0	0	0	0	0.0
2 Yes	0	0	0	0	0	0	0	0.0
Valid responses =	0	0	0	0	0	0	0	0.0

Invalid responses include no response.

65X39) Did a healthcare or mental health professional tell you that you do not need treatment, or that you can stop treatment, for the following conditions?

(only includes students that have had an appointment/discussion, but have not received treatment for the condition within the last 12 months)

Urinary system disorder (for example: bladder or kidney disease, urinary reflux, interstitial cystitis)

	Cis Men		Cis Women		Trans/Gender Non-conforming		Total	
	Freq.	Pct.	Freq.	Pct.	Freq.	Pct.	Freq.	Pct.
1 No	0	0	0	0	0	0	0	0.0
2 Yes	0	0	0	0	0	0	0	0.0
Valid responses =	0	0	0	0	0	0	0	0.0

Invalid responses include no response.

65Y) Within the last 12 months, to what extent did your ongoing or chronic condition(s) negatively affect your academic performance?

(only includes students with an ongoing or chronic condition)

	Cis Men		Cis Women		Trans/Gender Non-conforming		Total	
	Freq.	Pct.	Freq.	Pct.	Freq.	Pct.	Freq.	Pct.
1 Did not affect academic performance	58	67	273	58	3	14	335	57.2
2 Negatively impacted performance in a class	23	26	180	38	17	77	224	38.2
3 Delayed progress towards degree	6	7	18	4	2	9	27	4.6
Valid responses =	87	15	471	80	22	4	586	74.8

Invalid responses include no response.



66A) Within the last 12 months, have any of the following affected your academic performance?

Assault (physical)

	Cis Men		Cis Women		Trans/Gender Non-conforming		Total	
	Freq.	Pct.	Freq.	Pct.	Freq.	Pct.	Freq.	Pct.
1 Did not experience this issue	139	97	582	97	24	92	751	96.5
2 Did not affect academic performance	4	3	15	3	1	4	20	2.6
3 Negatively impacted performance in a class	0	0	6	1	1	4	7	0.9
4 Delayed progress towards degree	0	0	0	0	0	0	0	0.0
Valid responses =	143	18	603	78	26	3	778	99.4

Invalid responses include no response.

66B) Within the last 12 months, have any of the following affected your academic performance?

Assault (sexual)

	Cis Men		Cis Women		Trans/Gender Non-conforming		Total	
	Freq.	Pct.	Freq.	Pct.	Freq.	Pct.	Freq.	Pct.
1 Did not experience this issue	141	99	551	92	17	65	713	91.8
2 Did not affect academic performance	2	1	32	5	4	15	39	5.0
3 Negatively impacted performance in a class	0	0	18	3	4	15	23	3.0
4 Delayed progress towards degree	0	0	1	0	1	4	2	0.3
Valid responses =	143	18	602	77	26	3	777	99.2

Invalid responses include no response.

66C) Within the last 12 months, have any of the following affected your academic performance?

Allergies

	Cis Men		Cis Women		Trans/Gender Non-conforming		Total	
	Freq.	Pct.	Freq.	Pct.	Freq.	Pct.	Freq.	Pct.
1 Did not experience this issue	90	63	385	64	15	58	494	63.8
2 Did not affect academic performance	50	35	191	32	10	39	253	32.7
3 Negatively impacted performance in a class	2	1	22	4	1	4	25	3.2
4 Delayed progress towards degree	0	0	2	0	0	0	2	0.3
Valid responses =	142	18	600	78	26	3	774	98.9

Invalid responses include no response.

66D) Within the last 12 months, have any of the following affected your academic performance?

Anxiety

	Cis Men		Cis Women		Trans/Gender Non-conforming		Total	
	Freq.	Pct.	Freq.	Pct.	Freq.	Pct.	Freq.	Pct.
1 Did not experience this issue	62	44	154	26	3	12	220	28.4
2 Did not affect academic performance	46	32	206	34	7	27	259	33.5
3 Negatively impacted performance in a class	31	22	221	37	14	54	270	34.9
4 Delayed progress towards degree	3	2	19	3	2	8	25	3.2
Valid responses =	142	18	600	78	26	3	774	98.9

Invalid responses include no response.

66E) Within the last 12 months, have any of the following affected your academic performance?

Attention-Deficit/Hyperactivity Disorder (ADHD) or Attention-Deficit Disorder (ADD)

	Cis Men		Cis Women		Trans/Gender Non-conforming		Total	
	Freq.	Pct.	Freq.	Pct.	Freq.	Pct.	Freq.	Pct.
1 Did not experience this issue	127	89	516	86	10	39	656	84.5
2 Did not affect academic performance	7	5	28	5	2	8	37	4.8
3 Negatively impacted performance in a class	9	6	49	8	13	50	73	9.4
4 Delayed progress towards degree	0	0	8	1	1	4	10	1.3
Valid responses =	143	18	601	77	26	3	776	99.1

Invalid responses include no response.

66F) Within the last 12 months, have any of the following affected your academic performance?

Concussion or Traumatic Brain Injury (TBI)

	Cis Men		Cis Women		Trans/Gender Non-conforming		Total	
	Freq.	Pct.	Freq.	Pct.	Freq.	Pct.	Freq.	Pct.
1 Did not experience this issue	138	97	583	97	26	100	752	96.5
2 Did not affect academic performance	3	2	9	2	0	0	13	1.7
3 Negatively impacted performance in a class	2	1	10	2	0	0	12	1.5
4 Delayed progress towards degree	0	0	2	0	0	0	2	0.3
Valid responses =	143	18	604	78	26	3	779	99.5

Invalid responses include no response.



66G) Within the last 12 months, have any of the following affected your academic performance? Depression

	Cis Men		Cis Women		Trans/Gender Non-conforming		Total	
	Freq.	Pct.	Freq.	Pct.	Freq.	Pct.	Freq.	Pct.
1 Did not experience this issue	93	66	338	56	8	31	440	56.6
2 Did not affect academic performance	21	15	99	16	2	8	122	15.7
3 Negatively impacted performance in a class	24	17	152	25	11	42	191	24.6
4 Delayed progress towards degree	4	3	14	2	5	19	24	3.1
Valid responses =	142	18	603	78	26	3	777	99.2

Invalid responses include no response.

66H) Within the last 12 months, have any of the following affected your academic performance? Eating disorder/problem

	Cis Men		Cis Women		Trans/Gender Non-conforming		Total	
	Freq.	Pct.	Freq.	Pct.	Freq.	Pct.	Freq.	Pct.
1 Did not experience this issue	134	94	493	82	15	58	645	83.2
2 Did not affect academic performance	8	6	79	13	7	27	97	12.5
3 Negatively impacted performance in a class	1	1	25	4	1	4	27	3.5
4 Delayed progress towards degree	0	0	3	1	3	12	6	0.8
Valid responses =	143	18	600	77	26	3	775	99.0

Invalid responses include no response.

66I) Within the last 12 months, have any of the following affected your academic performance? Headaches/migraines

	Cis Men		Cis Women		Trans/Gender Non-conforming		Total	
	Freq.	Pct.	Freq.	Pct.	Freq.	Pct.	Freq.	Pct.
1 Did not experience this issue	107	75	347	58	16	62	475	61.2
2 Did not affect academic performance	26	18	158	26	3	12	188	24.2
3 Negatively impacted performance in a class	7	5	90	15	6	23	103	13.3
4 Delayed progress towards degree	2	1	7	1	1	4	10	1.3
Valid responses =	142	18	602	78	26	3	776	99.1

Invalid responses include no response.

66J) Within the last 12 months, have any of the following affected your academic performance? Influenza or influenza like illness (the flu)

	Cis Men		Cis Women		Trans/Gender Non-conforming		Total	
	Freq.	Pct.	Freq.	Pct.	Freq.	Pct.	Freq.	Pct.
1 Did not experience this issue	128	90	519	87	21	81	674	87.0
2 Did not affect academic performance	8	6	51	9	3	12	62	8.0
3 Negatively impacted performance in a class	7	5	29	5	1	4	37	4.8
4 Delayed progress towards degree	0	0	1	0	1	4	2	0.3
Valid responses =	143	18	600	77	26	3	775	99.0

Invalid responses include no response.

66K) Within the last 12 months, have any of the following affected your academic performance? Injury (for example: burn, sprain, or broken bone) excluding concussion or TBI

	Cis Men		Cis Women		Trans/Gender Non-conforming		Total	
	Freq.	Pct.	Freq.	Pct.	Freq.	Pct.	Freq.	Pct.
1 Did not experience this issue	127	89	549	91	24	92	704	90.4
2 Did not affect academic performance	13	9	40	7	2	8	56	7.2
3 Negatively impacted performance in a class	3	2	13	2	0	0	17	2.2
4 Delayed progress towards degree	0	0	2	0	0	0	2	0.3
Valid responses =	143	18	604	78	26	3	779	99.5

Invalid responses include no response.

66L) Within the last 12 months, have any of the following affected your academic performance? PMS (Premenstrual Syndrome), painful periods, or menstrual cramping

	Cis Men		Cis Women		Trans/Gender Non-conforming		Total	
	Freq.	Pct.	Freq.	Pct.	Freq.	Pct.	Freq.	Pct.
1 Did not experience this issue	142	99	335	56	15	58	496	63.7
2 Did not affect academic performance	1	1	198	33	8	31	209	26.8
3 Negatively impacted performance in a class	0	0	64	11	3	12	67	8.6
4 Delayed progress towards degree	0	0	7	1	0	0	7	0.9
Valid responses =	143	18	604	78	26	3	779	99.5

Invalid responses include no response.



66M) Within the last 12 months, have any of the following affected your academic performance?

Post Traumatic Stress Disorder (PTSD)

	Cis Men		Cis Women		Trans/Gender Non-conforming		Total	
	Freq.	Pct.	Freq.	Pct.	Freq.	Pct.	Freq.	Pct.
1 Did not experience this issue	138	97	560	93	16	62	719	92.5
2 Did not affect academic performance	4	3	25	4	5	19	34	4.4
3 Negatively impacted performance in a class	1	1	15	3	2	8	19	2.4
4 Delayed progress towards degree	0	0	2	0	3	12	5	0.6
Valid responses =	143	18	602	77	26	3	777	99.2

Invalid responses include no response.

66N) Within the last 12 months, have any of the following affected your academic performance?

Short-term illness, excluding upper respiratory illness and influenza

	Cis Men		Cis Women		Trans/Gender Non-conforming		Total	
	Freq.	Pct.	Freq.	Pct.	Freq.	Pct.	Freq.	Pct.
1 Did not experience this issue	126	88	504	83	21	81	654	84.0
2 Did not affect academic performance	13	9	54	9	4	15	72	9.2
3 Negatively impacted performance in a class	4	3	43	7	0	0	49	6.3
4 Delayed progress towards degree	0	0	3	1	1	4	4	0.5
Valid responses =	143	18	604	78	26	3	779	99.5

Invalid responses include no response.

66O) Within the last 12 months, have any of the following affected your academic performance?

Upper respiratory illness (for example: sinus infection, colds, or sore throat, etc.)

	Cis Men		Cis Women		Trans/Gender Non-conforming		Total	
	Freq.	Pct.	Freq.	Pct.	Freq.	Pct.	Freq.	Pct.
1 Did not experience this issue	112	78	414	69	17	65	546	70.2
2 Did not affect academic performance	24	17	125	21	6	23	156	20.1
3 Negatively impacted performance in a class	7	5	62	10	2	8	73	9.4
4 Delayed progress towards degree	0	0	2	0	1	4	3	0.4
Valid responses =	143	18	603	78	26	3	778	99.4

Invalid responses include no response.

66P) Within the last 12 months, have any of the following affected your academic performance?

Sleep difficulties

	Cis Men		Cis Women		Trans/Gender Non-conforming		Total	
	Freq.	Pct.	Freq.	Pct.	Freq.	Pct.	Freq.	Pct.
1 Did not experience this issue	79	56	299	50	6	23	385	49.7
2 Did not affect academic performance	36	25	150	25	7	27	194	25.0
3 Negatively impacted performance in a class	24	17	143	24	10	39	181	23.4
4 Delayed progress towards degree	3	2	9	2	3	12	15	1.9
Valid responses =	142	18	601	78	26	3	775	99.0

Invalid responses include no response.

66Q) Within the last 12 months, have any of the following affected your academic performance?

Stress

	Cis Men		Cis Women		Trans/Gender Non-conforming		Total	
	Freq.	Pct.	Freq.	Pct.	Freq.	Pct.	Freq.	Pct.
1 Did not experience this issue	45	32	120	20	4	15	170	21.9
2 Did not affect academic performance	55	39	212	35	1	4	269	34.6
3 Negatively impacted performance in a class	38	27	246	41	18	69	304	39.1
4 Delayed progress towards degree	5	4	24	4	3	12	34	4.4
Valid responses =	143	18	602	77	26	3	777	99.2

Invalid responses include no response.

66R) Within the last 12 months, have any of the following affected your academic performance?

Other issue not previously reported

	Cis Men		Cis Women		Trans/Gender Non-conforming		Total	
	Freq.	Pct.	Freq.	Pct.	Freq.	Pct.	Freq.	Pct.
1 Did not experience this issue	107	97	423	98	21	96	556	97.4
2 Did not affect academic performance	1	1	5	1	0	0	6	1.1
3 Negatively impacted performance in a class	1	1	5	1	1	5	7	1.2
4 Delayed progress towards degree	1	1	1	0	0	0	2	0.4
Valid responses =	110	19	434	76	22	4	571	72.9

Invalid responses include no response.



67A) What sex were you assigned at birth?

	Cis Men		Cis Women		Trans/Gender Non-conforming		Total	
	Freq.	Pct.	Freq.	Pct.	Freq.	Pct.	Freq.	Pct.
1 Female	0	0	605	100	24	92	634	81.3
2 Male	143	100	0	0	2	8	146	18.7
3 Intersex	0	0	0	0	0	0	0	0.0
Valid responses =	143	18	605	78	26	3	780	99.6

Invalid responses include no response.

67B) Do you identify as transgender?

	Cis Men		Cis Women		Trans/Gender Non-conforming		Total	
	Freq.	Pct.	Freq.	Pct.	Freq.	Pct.	Freq.	Pct.
1 No	143	100	605	100	13	50	765	98.2
2 Yes	0	0	0	0	13	50	14	1.8
Valid responses =	143	18	605	78	26	3	779	99.5

Invalid responses include no response.

67C) Which term do you use to describe your gender identity?

	Cis Men		Cis Women		Trans/Gender Non-conforming		Total	
	Freq.	Pct.	Freq.	Pct.	Freq.	Pct.	Freq.	Pct.
1 Woman or female	0	0	605	100	1	4	606	77.7
2 Man or male	143	100	0	0	2	8	145	18.6
3 Trans woman	0	0	0	0	0	0	0	0.0
4 Trans man	0	0	0	0	3	12	3	0.4
5 Genderqueer	0	0	0	0	3	12	4	0.5
6 My identity is not listed	0	0	0	0	0	0	5	0.6
7 Agender	0	0	0	0	3	12	3	0.4
8 Genderfluid	0	0	0	0	2	8	2	0.3
9 Non-binary	0	0	0	0	12	46	12	1.5
10 Intersex	0	0	0	0	0	0	0	0.0
Valid responses =	143	18	605	78	26	3	780	99.6

Invalid responses include no response.

68) What term best describes your sexual orientation?

	Cis Men		Cis Women		Trans/Gender Non-conforming		Total	
	Freq.	Pct.	Freq.	Pct.	Freq.	Pct.	Freq.	Pct.
1 Asexual (from write-ins)	1	1	7	1	3	12	11	1.4
2 Bisexual	6	4	99	16	7	27	113	14.6
3 Gay	7	5	0	0	2	8	9	1.2
4 Lesbian	0	0	16	3	2	8	18	2.3
5 Pansexual	2	1	19	3	6	23	29	3.7
6 Queer	0	0	10	2	5	19	17	2.2
7 Questioning	2	1	13	2	0	0	15	1.9
9 Straight/Heterosexual	123	87	437	73	1	4	561	72.3
10 My identity not listed above	1	1	1	0	0	0	3	0.4
Valid responses =	142	18	602	78	26	3	776	99.1

Invalid responses include no response.

69) How old are you?

	Cis Men		Cis Women		Trans/Gender Non-conforming		Total	
	Freq.	Pct.	Freq.	Pct.	Freq.	Pct.	Freq.	Pct.
1 18 Years	17	12	84	14	4	15	105	13.5
2 19 Years	35	25	167	28	6	23	210	27.0
3 20 Years	38	27	131	22	5	19	176	22.6
4 21 Years	20	14	126	21	7	27	154	19.8
5 22 Years	21	15	47	8	2	8	70	9.0
6 23 Years	6	4	19	3	1	4	27	3.5
7 24 Years	0	0	7	1	0	0	7	0.9
8 25 Years	2	1	1	0	0	0	3	0.4
9 26 to 30 Years	3	2	14	2	1	4	18	2.3
10 31 to 40 Years	1	1	6	1	0	0	7	0.9
11 41 or More Years	0	0	1	0	0	0	1	0.1
Valid responses =	143	18	603	78	26	3	778	99.4

Invalid responses include no response.

	Mean	Median	Std Dev	Min	Max
Cis Men	20.39	20.00	2.09	18	32
Cis Women	20.31	20.00	2.45	18	41
Trans/Gender Non-conforming	20.27	20.00	1.93	18	27
Overall	20.32	20.00	2.36	18	41



AMERICAN COLLEGE HEALTH ASSOCIATION

American College Health Association-National College Health Assessment (ACHA-NCHA III)

Institutional Data Report - Spring 2022

American College Health Association

8455 Colesville Road, Suite 740

Silver Spring, MD 20910

(410) 859-1500

www.acha.org

UNIVERSITY OF NORTHERN IOWA

May 1, 2022

FREQUENCY REPORT

Number of Surveys (n) = 783 Web Surveys

71) What is your weight in pounds?

	Cis Men		Cis Women		Trans/Gender Non-conforming		Total	
	Freq.	Pct.	Freq.	Pct.	Freq.	Pct.	Freq.	Pct.
1 151 to 100 Pounds	0	0	7	1	0	0	7	0.9
2 101 to 150 Pounds	38	27	331	56	11	42	382	49.9
3 151 to 200 Pounds	72	51	183	31	8	31	265	34.6
4 201 to 250 Pounds	22	16	48	8	5	19	76	9.9
5 251 to 300 Pounds	7	5	21	4	2	8	30	3.9
6 301 or More Pounds	2	1	4	1	0	0	6	0.8
Valid responses =	141	18	594	78	26	3	766	97.8

Invalid responses include no response.

	Mean	Median	Std Dev	Min	Max
Cis Men	178.42	170.00	43.14	110	350
Cis Women	157.89	147.00	41.94	88	322
Trans/Gender Non-conforming	176.96	168.00	50.79	110	285
Overall	162.38	150.00	43.21	88	350

72) What is your year in school?

	Cis Men		Cis Women		Trans/Gender Non-conforming		Total	
	Freq.	Pct.	Freq.	Pct.	Freq.	Pct.	Freq.	Pct.
1 1st year undergraduate	46	32	180	30	8	31	235	30.2
2 2nd year undergraduate	32	22	131	22	6	23	171	22.0
3 3rd year undergraduate	40	28	159	26	8	31	208	26.7
4 4th year undergraduate	20	14	106	18	3	12	130	16.7
5 5th year or more undergraduate	5	4	21	4	1	4	28	3.6
6 Master's (MA, MS, etc.)	0	0	1	0	0	0	1	0.1
7 Doctorate (PhD, EdD, MD, JD, etc.)	0	0	0	0	0	0	0	0.0
8 Not seeking a degree	0	0	0	0	0	0	0	0.0
9 Other (please specify):	0	0	6	1	0	0	6	0.8
Valid responses =	143	18	604	78	26	3	779	99.5

Invalid responses include no response.

73) What is your enrollment status?

	Cis Men		Cis Women		Trans/Gender Non-conforming		Total	
	Freq.	Pct.	Freq.	Pct.	Freq.	Pct.	Freq.	Pct.
1 Full-time	141	99	596	99	25	96	768	98.8
2 Part-time	2	1	4	1	1	4	7	0.9
3 Other	0	0	2	0	0	0	2	0.3
Valid responses =	143	18	602	77	26	3	777	99.2

Invalid responses include no response.

73A) I am taking classes this term:

	Cis Men		Cis Women		Trans/Gender Non-conforming		Total	
	Freq.	Pct.	Freq.	Pct.	Freq.	Pct.	Freq.	Pct.
1 Entirely in-person	82	57	276	46	15	58	376	48.4
2 Entirely online	0	0	16	3	0	0	16	2.1
3 A mix of in-person and online classes	61	43	310	52	11	42	385	49.5
Valid responses =	143	18	602	77	26	3	777	99.2

Invalid responses include no response.

74) Do you have a visa (for example: F-1, J-1, or M-1) to study or work in the United States?

	Cis Men		Cis Women		Trans/Gender Non-conforming		Total	
	Freq.	Pct.	Freq.	Pct.	Freq.	Pct.	Freq.	Pct.
1 No	130	91	575	96	26	100	737	94.9
2 Yes	13	9	27	5	0	0	40	5.1
Valid responses =	143	18	602	77	26	3	777	99.2

Invalid responses include no response.

75A1) How do you usually describe yourself? (Please select ALL that apply)

	Cis Men		Cis Women		Trans/Gender Non-conforming		Total	
	Freq.	Pct.	Freq.	Pct.	Freq.	Pct.	Freq.	Pct.
0 Not selected	142	99	597	99	26	100	773	98.7
1 Selected	1	1	8	1	0	0	10	1.3
Valid responses =	143	18	605	77	26	3	783	100.0

Invalid responses include no response.



AMERICAN COLLEGE HEALTH ASSOCIATION

American College Health Association-National College Health Assessment (ACHA-NCHA III)

Institutional Data Report - Spring 2022

American College Health Association

8455 Colesville Road, Suite 740

Silver Spring, MD 20910

(410) 859-1500

www.acha.org

UNIVERSITY OF NORTHERN IOWA

May 1, 2022

FREQUENCY REPORT

Number of Surveys (n) = 783 Web Surveys

75A2) How do you usually describe yourself? (Please select ALL that apply)

Asian or Asian American

	Cis Men		Cis Women		Trans/Gender Non-conforming		Total	
	Freq.	Pct.	Freq.	Pct.	Freq.	Pct.	Freq.	Pct.
0 Not selected	134	94	593	98	25	96	761	97.2
1 Selected	9	6	12	2	1	4	22	2.8
Valid responses =	143	18	605	77	26	3	783	100.0

Invalid responses include no response.

75A3) How do you usually describe yourself? (Please select ALL that apply)

Black or African American

	Cis Men		Cis Women		Trans/Gender Non-conforming		Total	
	Freq.	Pct.	Freq.	Pct.	Freq.	Pct.	Freq.	Pct.
0 Not selected	140	98	581	96	26	100	756	96.6
1 Selected	3	2	24	4	0	0	27	3.4
Valid responses =	143	18	605	77	26	3	783	100.0

Invalid responses include no response.

75A4) How do you usually describe yourself? (Please select ALL that apply)

Hispanic or Latino/a/x

	Cis Men		Cis Women		Trans/Gender Non-conforming		Total	
	Freq.	Pct.	Freq.	Pct.	Freq.	Pct.	Freq.	Pct.
0 Not selected	134	94	574	95	25	96	742	94.8
1 Selected	9	6	31	5	1	4	41	5.2
Valid responses =	143	18	605	77	26	3	783	100.0

Invalid responses include no response.

75A5) How do you usually describe yourself? (Please select ALL that apply)

Middle Eastern/North African (MENA) or Arab Origin

	Cis Men		Cis Women		Trans/Gender Non-conforming		Total	
	Freq.	Pct.	Freq.	Pct.	Freq.	Pct.	Freq.	Pct.
0 Not selected	142	99	604	100	26	100	781	99.7
1 Selected	1	1	1	0	0	0	2	0.3
Valid responses =	143	18	605	77	26	3	783	100.0

Invalid responses include no response.

75A6) How do you usually describe yourself? (Please select ALL that apply)

Native Hawaiian or Other Pacific Islander Native

	Cis Men		Cis Women		Trans/Gender Non-conforming		Total	
	Freq.	Pct.	Freq.	Pct.	Freq.	Pct.	Freq.	Pct.
0 Not selected	143	100	604	100	26	100	782	99.9
1 Selected	0	0	1	0	0	0	1	0.1
Valid responses =	143	18	605	77	26	3	783	100.0

Invalid responses include no response.

75A7) How do you usually describe yourself? (Please select ALL that apply)

White

	Cis Men		Cis Women		Trans/Gender Non-conforming		Total	
	Freq.	Pct.	Freq.	Pct.	Freq.	Pct.	Freq.	Pct.
0 Not selected	16	11	47	8	2	8	68	8.7
1 Selected	127	89	558	92	24	92	715	91.3
Valid responses =	143	18	605	77	26	3	783	100.0

Invalid responses include no response.

75A8) How do you usually describe yourself? (Please select ALL that apply)

Biracial or Multiracial

	Cis Men		Cis Women		Trans/Gender Non-conforming		Total	
	Freq.	Pct.	Freq.	Pct.	Freq.	Pct.	Freq.	Pct.
0 Not selected	140	98	592	98	24	92	765	97.7
1 Selected	3	2	13	2	2	8	18	2.3
Valid responses =	143	18	605	77	26	3	783	100.0

Invalid responses include no response.

75A9) How do you usually describe yourself? (Please select ALL that apply)

Another Identity

	Cis Men		Cis Women		Trans/Gender Non-conforming		Total	
	Freq.	Pct.	Freq.	Pct.	Freq.	Pct.	Freq.	Pct.
0 Not selected	143	100	604	100	26	100	782	99.9
1 Selected	0	0	1	0	0	0	1	0.1
Valid responses =	143	18	605	77	26	3	783	100.0

Invalid responses include no response.



AMERICAN COLLEGE HEALTH ASSOCIATION

American College Health Association-National College Health Assessment (ACHA-NCHA III)

Institutional Data Report - Spring 2022

American College Health Association

8455 Colesville Road, Suite 740

Silver Spring, MD 20910

(410) 859-1500

www.acha.org

UNIVERSITY OF NORTHERN IOWA

May 1, 2022

FREQUENCY REPORT

Number of Surveys (n) = 783 Web Surveys

75B1) Are you? (Please select ALL that apply) (only includes students that describe themselves as Hispanic or Latino/a/x) Mexican, Mexican American, Chicano

	Cis Men		Cis Women		Trans/Gender Non-conforming		Total	
	Freq.	Pct.	Freq.	Pct.	Freq.	Pct.	Freq.	Pct.
0 Not selected	2	22	9	29	0	0	11	26.8
1 Selected	7	78	22	71	1	100	30	73.2
Valid responses =	9	22	31	76	1	2	41	5.2

Invalid responses include no response.

75B2) Are you? (Please select ALL that apply) (only includes students that describe themselves as Hispanic or Latino/a/x) Puerto Rican

	Cis Men		Cis Women		Trans/Gender Non-conforming		Total	
	Freq.	Pct.	Freq.	Pct.	Freq.	Pct.	Freq.	Pct.
0 Not selected	9	100	28	90	1	100	38	92.7
1 Selected	0	0	3	10	0	0	3	7.3
Valid responses =	9	22	31	76	1	2	41	5.2

Invalid responses include no response.

75B3) Are you? (Please select ALL that apply) (only includes students that describe themselves as Hispanic or Latino/a/x) Cuban

	Cis Men		Cis Women		Trans/Gender Non-conforming		Total	
	Freq.	Pct.	Freq.	Pct.	Freq.	Pct.	Freq.	Pct.
0 Not selected	9	100	31	100	1	100	41	100.0
1 Selected	0	0	0	0	0	0	0	0.0
Valid responses =	9	22	31	76	1	2	41	5.2

Invalid responses include no response.

75B4) Are you? (Please select ALL that apply) (only includes students that describe themselves as Hispanic or Latino/a/x) Another Hispanic, Latino/a/x, or Spanish origin

	Cis Men		Cis Women		Trans/Gender Non-conforming		Total	
	Freq.	Pct.	Freq.	Pct.	Freq.	Pct.	Freq.	Pct.
0 Not selected	7	78	24	77	1	100	32	78.0
1 Selected	2	22	7	23	0	0	9	22.0
Valid responses =	9	22	31	76	1	2	41	5.2

Invalid responses include no response.

75C1) Are you? (Please select ALL that apply) (only includes students that describe themselves as Asian or Asian American) East Asian (for example: Chinese, Japanese, or Korean)

	Cis Men		Cis Women		Trans/Gender Non-conforming		Total	
	Freq.	Pct.	Freq.	Pct.	Freq.	Pct.	Freq.	Pct.
0 Not selected	4	44	7	58	1	100	12	54.5
1 Selected	5	56	5	42	0	0	10	45.5
Valid responses =	9	41	12	55	1	5	22	2.8

Invalid responses include no response.

75C2) Are you? (Please select ALL that apply) (only includes students that describe themselves as Asian or Asian American) Southeast Asian (for example: Cambodian, Vietnamese, Hmong, or Filipino)

	Cis Men		Cis Women		Trans/Gender Non-conforming		Total	
	Freq.	Pct.	Freq.	Pct.	Freq.	Pct.	Freq.	Pct.
0 Not selected	7	78	6	50	0	0	13	59.1
1 Selected	2	22	6	50	1	100	9	40.9
Valid responses =	9	41	12	55	1	5	22	2.8

Invalid responses include no response.

75C3) Are you? (Please select ALL that apply) (only includes students that describe themselves as Asian or Asian American) South Asian (for example: Indian, Pakistani, Nepalese, or Sri Lankan)

	Cis Men		Cis Women		Trans/Gender Non-conforming		Total	
	Freq.	Pct.	Freq.	Pct.	Freq.	Pct.	Freq.	Pct.
0 Not selected	7	78	10	83	1	100	18	81.8
1 Selected	2	22	2	17	0	0	4	18.2
Valid responses =	9	41	12	55	1	5	22	2.8

Invalid responses include no response.

75C4) Are you? (Please select ALL that apply) (only includes students that describe themselves as Asian or Asian American) Other Asian

	Cis Men		Cis Women		Trans/Gender Non-conforming		Total	
	Freq.	Pct.	Freq.	Pct.	Freq.	Pct.	Freq.	Pct.
0 Not selected	9	100	12	100	1	100	22	100.0
1 Selected	0	0	0	0	0	0	0	0.0
Valid responses =	9	41	12	55	1	5	22	2.8

Invalid responses include no response.



AMERICAN COLLEGE HEALTH ASSOCIATION

American College Health Association-National College Health Assessment (ACHA-NCHA III)

Institutional Data Report - Spring 2022

American College Health Association

8455 Colesville Road, Suite 740

Silver Spring, MD 20910

(410) 859-1500

www.acha.org

May 1, 2022

FREQUENCY REPORT

Number of Surveys (n) = 783 Web Surveys

76) What is your relationship status?

	Cis Men		Cis Women		Trans/Gender Non-conforming		Total	
	Freq.	Pct.	Freq.	Pct.	Freq.	Pct.	Freq.	Pct.
1 Not in a relationship	81	57	304	50	12	46	398	51.1
2 In relationship not married/partnered	62	43	282	47	12	46	360	46.2
3 Married/partnered	0	0	18	3	2	8	21	2.7
Valid responses =	143	18	604	78	26	3	779	99.5

Invalid responses include no response.

77A) Are you a member of a social fraternity or sorority?

	Cis Men		Cis Women		Trans/Gender Non-conforming		Total	
	Freq.	Pct.	Freq.	Pct.	Freq.	Pct.	Freq.	Pct.
1 No	132	92	575	95	26	100	737	94.6
2 Yes	11	8	29	5	0	0	42	5.4
Valid responses =	143	18	604	78	26	3	779	99.5

Invalid responses include no response.

77B) Do you live in a fraternity or sorority residence?

	Cis Men		Cis Women		Trans/Gender Non-conforming		Total	
	Freq.	Pct.	Freq.	Pct.	Freq.	Pct.	Freq.	Pct.
1 No	143	100	601	100	26	100	775	99.5
2 Yes	0	0	3	1	0	0	4	0.5
Valid responses =	143	18	604	78	26	3	779	99.5

Invalid responses include no response.

78) Where do you currently live? (only includes students that do not live in a fraternity/sorority residence)

	Cis Men		Cis Women		Trans/Gender Non-conforming		Total	
	Freq.	Pct.	Freq.	Pct.	Freq.	Pct.	Freq.	Pct.
1 Campus/university housing	88	62	331	55	17	65	438	56.5
2 Parent/guardian/other family member's home	9	6	54	9	0	0	64	8.3
3 Off-campus/non-university housing	46	32	213	35	9	35	270	34.8
4 Temporarily with relative, friend, couch surfing	0	0	0	0	0	0	0	0.0
5 Don't have a place to live	0	0	0	0	0	0	0	0.0
6 Other (please specify)	0	0	3	1	0	0	3	0.4
Valid responses =	143	18	601	78	26	3	775	99.0

Invalid responses include no response.

79) What is your primary source of health insurance?

	Cis Men		Cis Women		Trans/Gender Non-conforming		Total	
	Freq.	Pct.	Freq.	Pct.	Freq.	Pct.	Freq.	Pct.
1 College/university Health Insurance Plan	8	6	9	2	0	0	17	2.2
2 Covered by parent/guardian plan	117	82	512	85	18	69	652	83.8
3 Covered by employer-based plan	0	0	11	2	1	4	12	1.5
4 Medicaid, Medicare, SCHIP, VA/Tricare	6	4	48	8	5	19	59	7.6
5 I bought a plan on my own	1	1	5	1	1	4	7	0.9
6 Don't have health insurance	4	3	9	2	0	0	14	1.8
7 Don't know if I have health insurance	2	1	2	0	0	0	4	0.5
8 Have insurance, don't know primary source	5	4	7	1	1	4	13	1.7
Valid responses =	143	18	603	78	26	3	778	99.4

Invalid responses include no response.

80) What is your approximate cumulative grade average?

	Cis Men		Cis Women		Trans/Gender Non-conforming		Total	
	Freq.	Pct.	Freq.	Pct.	Freq.	Pct.	Freq.	Pct.
1 A+	3	2	23	4	0	0	26	3.3
2 A	41	29	223	37	8	31	273	35.0
3 A-	37	26	135	22	8	31	182	23.4
4 B+	28	20	71	12	3	12	105	13.5
5 B	16	11	78	13	4	15	98	12.6
6 B-	10	7	30	5	0	0	40	5.1
7 C+	4	3	17	3	1	4	22	2.8
8 C	2	1	12	2	1	4	15	1.9
9 C-	1	1	4	1	0	0	5	0.6
10 D+	0	0	1	0	0	0	1	0.1
11 D	0	0	2	0	0	0	2	0.3
12 D-	0	0	1	0	0	0	1	0.1
13 F	0	0	0	0	0	0	0	0.0
14 N/A	1	1	7	1	1	4	9	1.2
Valid responses =	143	18	604	78	26	3	779	99.5

Invalid responses include no response.



81A) Do you participate in organized college athletics at any of the following levels?

Varsity

	Cis Men		Cis Women		Trans/Gender Non-conforming		Total	
	Freq.	Pct.	Freq.	Pct.	Freq.	Pct.	Freq.	Pct.
1 No	135	94	579	96	26	100	746	95.6
2 Yes	8	6	26	4	0	0	34	4.4
Valid responses =	143	18	605	78	26	3	780	99.6

Invalid responses include no response.

81B) Do you participate in organized college athletics at any of the following levels?

Club Sports

	Cis Men		Cis Women		Trans/Gender Non-conforming		Total	
	Freq.	Pct.	Freq.	Pct.	Freq.	Pct.	Freq.	Pct.
1 No	128	90	580	96	24	92	737	94.7
2 Yes	14	10	24	4	2	8	41	5.3
Valid responses =	142	18	604	78	26	3	778	99.4

Invalid responses include no response.

81C) Do you participate in organized college athletics at any of the following levels?

Intramurals

	Cis Men		Cis Women		Trans/Gender Non-conforming		Total	
	Freq.	Pct.	Freq.	Pct.	Freq.	Pct.	Freq.	Pct.
1 No	115	81	554	92	26	100	701	90.5
2 Yes	27	19	47	8	0	0	74	9.5
Valid responses =	142	18	601	78	26	3	775	99.0

Invalid responses include no response.

82A) Do you have any of the following?

Attention-Deficit/Hyperactivity Disorder (ADD or ADHD)

	Cis Men		Cis Women		Trans/Gender Non-conforming		Total	
	Freq.	Pct.	Freq.	Pct.	Freq.	Pct.	Freq.	Pct.
1 No	127	89	532	89	12	46	674	86.9
2 Yes	16	11	69	12	14	54	102	13.1
Valid responses =	143	18	601	77	26	3	776	99.1

Invalid responses include no response.

82B) Do you have any of the following?

Autism Spectrum Disorder

	Cis Men		Cis Women		Trans/Gender Non-conforming		Total	
	Freq.	Pct.	Freq.	Pct.	Freq.	Pct.	Freq.	Pct.
1 No	140	99	596	99	24	92	765	98.5
2 Yes	2	1	7	1	2	8	12	1.5
Valid responses =	142	18	603	78	26	3	777	99.2

Invalid responses include no response.

82C) Do you have any of the following?

Deaf/Hearing loss

	Cis Men		Cis Women		Trans/Gender Non-conforming		Total	
	Freq.	Pct.	Freq.	Pct.	Freq.	Pct.	Freq.	Pct.
1 No	141	99	585	97	24	92	756	97.3
2 Yes	2	1	17	3	2	8	21	2.7
Valid responses =	143	18	602	77	26	3	777	99.2

Invalid responses include no response.

82D) Do you have any of the following?

Learning disability

	Cis Men		Cis Women		Trans/Gender Non-conforming		Total	
	Freq.	Pct.	Freq.	Pct.	Freq.	Pct.	Freq.	Pct.
1 No	138	99	576	96	24	92	744	96.6
2 Yes	2	1	22	4	2	8	26	3.4
Valid responses =	140	18	598	78	26	3	770	98.3

Invalid responses include no response.

82E) Do you have any of the following?

Mobility/Dexterity disability

	Cis Men		Cis Women		Trans/Gender Non-conforming		Total	
	Freq.	Pct.	Freq.	Pct.	Freq.	Pct.	Freq.	Pct.
1 No	140	99	596	99	24	92	766	98.6
2 Yes	2	1	7	1	2	8	11	1.4
Valid responses =	142	18	603	78	26	3	777	99.2

Invalid responses include no response.



82F) Do you have any of the following?

Blind/Low Vision

	Cis Men		Cis Women		Trans/Gender Non-conforming		Total	
	Freq.	Pct.	Freq.	Pct.	Freq.	Pct.	Freq.	Pct.
1 No	136	95	577	96	25	100	744	96.1
2 Yes	7	5	23	4	0	0	30	3.9
Valid responses =	143	18	600	78	25	3	774	98.9

Invalid responses include no response.

82G) Do you have any of the following?

Speech or language disorder

	Cis Men		Cis Women		Trans/Gender Non-conforming		Total	
	Freq.	Pct.	Freq.	Pct.	Freq.	Pct.	Freq.	Pct.
1 No	141	99	600	100	26	100	772	99.5
2 Yes	2	1	1	0	0	0	4	0.5
Valid responses =	143	18	601	77	26	3	776	99.1

Invalid responses include no response.

83) Are you currently or have you been a member of the Armed Services?

	Cis Men		Cis Women		Trans/Gender Non-conforming		Total	
	Freq.	Pct.	Freq.	Pct.	Freq.	Pct.	Freq.	Pct.
1 No	137	96	600	99	26	100	769	98.7
2 Yes, have served in area of hazardous duty	1	1	1	0	0	0	2	0.3
3 Yes, have not served in area hazardous duty	5	4	3	1	0	0	8	1.0
Valid responses =	143	18	604	78	26	3	779	99.5

Invalid responses include no response.

84) What is the highest level of education completed by either of your parents (or guardians)?

	Cis Men		Cis Women		Trans/Gender Non-conforming		Total	
	Freq.	Pct.	Freq.	Pct.	Freq.	Pct.	Freq.	Pct.
1 Did not finish high school	4	3	9	2	1	4	14	1.8
2 High school diploma or GED	23	16	90	15	6	23	120	15.4
3 Attended college but no degree	8	6	50	8	3	12	61	7.8
4 Associate's degree	20	14	89	15	3	12	113	14.5
5 Bachelor's degree	50	35	213	35	10	39	276	35.4
6 Master's degree	27	19	126	21	3	12	156	20.0
7 Doctoral or professional degree (PhD, EdD, MD, JD, etc.)	9	6	21	4	0	0	31	4.0
8 Don't know	2	1	6	1	0	0	8	1.0
Valid responses =	143	18	604	78	26	3	779	99.5

Invalid responses include no response.

85) Are you a parent of a child under the age of 18 or do you have primary responsibility for someone else's child/children under the age of 18?

	Cis Men		Cis Women		Trans/Gender Non-conforming		Total	
	Freq.	Pct.	Freq.	Pct.	Freq.	Pct.	Freq.	Pct.
1 No	141	99	593	98	25	96	765	98.1
2 Yes	2	1	12	2	1	4	15	1.9
Valid responses =	143	18	605	78	26	3	780	99.6

Invalid responses include no response.

HT_INCH Height in Inches

	Cis Men		Cis Women		Trans/Gender Non-conforming		Total	
	Freq.	Pct.	Freq.	Pct.	Freq.	Pct.	Freq.	Pct.
1 36 or Less Inches	0	0	0	0	0	0	0	0.0
2 37 to 48 Inches	0	0	0	0	0	0	0	0.0
3 49 to 60 Inches	0	0	21	4	1	4	22	2.8
4 61 to 72 Inches	99	69	573	96	23	89	700	90.3
5 73 to 84 Inches	43	30	5	1	2	8	51	6.6
6 85 or More Inches	1	1	1	0	0	0	2	0.3
Valid responses =	143	18	600	77	26	3	775	99.0

Invalid responses include no response.



AMERICAN COLLEGE HEALTH ASSOCIATION

American College Health Association-National College Health Assessment (ACHA-NCHA III)

Institutional Data Report - Spring 2022

American College Health Association

8455 Colesville Road, Suite 740

Silver Spring, MD 20910

(410) 859-1500

www.acha.org

UNIVERSITY OF NORTHERN IOWA

May 1, 2022

FREQUENCY REPORT

Number of Surveys (n) = 783 Web Surveys

Due to the improbability of a student surviving a drinking episode resulting in an extremely high BAC, all students with a BAC of .50% or higher are omitted from the BAC figures in this report. BAC is an estimated figure based on the reported number of drinks consumed during the last time they drank alcohol in a social setting, their approximate time of consumption, sex, weight, and the average rate of ethanol metabolism. The BAC variable has only been altered for this report, and remains unchanged in the data file.

BAC Estimated Blood Alcohol Content

	Mean	Median	Std Dev	Min	Max
Cis Men	0.04	0.02	0.05	0	0.20
Cis Women	0.04	0.02	0.06	0	0.46
Trans/Gender Non-conforming	0.05	0.02	0.06	0	0.22
Overall	0.04	0.02	0.06	0	0.46

BAC Estimated Blood Alcohol Content

	Cis Men		Cis Women		Trans/Gender Non-conforming		Total	
	Freq.	Pct.	Freq.	Pct.	Freq.	Pct.	Freq.	Pct.
0 0% Alcohol	34	39	122	31	5	29	163	32.4
1 .01 to .05% Alcohol	32	36	168	42	7	41	207	41.2
2 .06 to .07% Alcohol	4	5	40	10	1	6	45	8.9
3 .08 to .09% Alcohol	6	7	17	4	1	6	24	4.8
4 .10 to .15% Alcohol	9	10	37	9	2	12	48	9.5
5 .16 to .20% Alcohol	3	3	4	1	0	0	7	1.4
6 .21 to .25% Alcohol	0	0	2	1	1	6	3	0.6
7 .26 to .30% Alcohol	0	0	1	0	0	0	1	0.2
8 .31 to .49% Alcohol	0	0	5	1	0	0	5	1.0
Valid responses =	88	17	396	79	17	3	503	64.2

Invalid responses include no response.

RBAC1 Recoded Estimated Blood Alcohol Content .08%

	Cis Men		Cis Women		Trans/Gender Non-conforming		Total	
	Freq.	Pct.	Freq.	Pct.	Freq.	Pct.	Freq.	Pct.
0 Less than .08%	70	80	330	83	13	77	415	82.5
1 .08% or higher	18	21	66	17	4	24	88	17.5
Valid responses =	88	17	396	79	17	3	503	64.2

Invalid responses include no response.

RBAC2 Recoded Estimated Blood Alcohol Content .1%

	Cis Men		Cis Women		Trans/Gender Non-conforming		Total	
	Freq.	Pct.	Freq.	Pct.	Freq.	Pct.	Freq.	Pct.
0 Less than .1%	76	86	347	88	14	82	439	87.3
1 .1% or higher	12	14	49	12	3	18	64	12.7
Valid responses =	88	17	396	79	17	3	503	64.2

Invalid responses include no response.

BMI Body Mass Index

	Mean	Median	Std Dev	Min	Max
Cis Men	24.53	23.00	5.61	16	49
Cis Women	26.01	24.00	6.59	13	56
Trans/Gender Non-conforming	29.32	27.00	7.7	19	51
Overall	25.84	24.00	6.51	13	56

RBMI Body Mass Index Classifications

	Cis Men		Cis Women		Trans/Gender Non-conforming		Total	
	Freq.	Pct.	Freq.	Pct.	Freq.	Pct.	Freq.	Pct.
1 Underweight (<18.5)	8	6	22	4	0	0	31	4.1
2 Desired weight (18.5- 24.9)	86	61	317	54	10	39	415	54.3
3 Overweight (25- 29.9)	31	22	122	21	5	19	159	20.8
4 Class I obesity (30- 34.9)	7	5	80	14	5	19	92	12.0
5 Class II obesity (35- 39.9)	5	4	23	4	3	12	32	4.2
6 Class III obesity (>=40)	4	3	28	5	3	12	35	4.6
Valid responses =	141	18	592	77	26	3	764	97.6

Invalid responses include no response.

USDAFI USDA Food Security Score

	Mean	Median	Std Dev	Min	Max
Cis Men	1.44	0.00	2.01	0	6
Cis Women	1.97	1.00	2.07	0	6
Trans/Gender Non-conforming	2.76	2.00	2.35	0	6
Overall	1.90	1.00	2.08	0	6



RUSDAFI USDA Food Security Category

	Cis Men		Cis Women		Trans/Gender Non-conforming		Total	
	Freq.	Pct.	Freq.	Pct.	Freq.	Pct.	Freq.	Pct.
1 Very low food security (5-6)	21	15	101	17	8	32	131	17.0
2 Low food security (2-4)	25	18	194	33	6	24	229	29.7
3 High or marginal food security (0-1)	97	68	300	50	11	44	411	53.3
Valid responses =	143	19	595	77	25	3	771	98.5

Invalid responses include no response.

KESSLER6 Kessler 6 (K6) Non-Specific Psychological Distress Score

	Mean	Median	Std Dev	Min	Max
Cis Men	7.03	6.00	5.08	0	21
Cis Women	8.68	8.00	5.32	0	24
Trans/Gender Non-conforming	12.04	13.00	4.89	3	22
Overall	8.53	8.00	5.35	0	24

RKESSLER6 Recoded Kessler 6 (K6) Non-Specific Psychological Distress

	Cis Men		Cis Women		Trans/Gender Non-conforming		Total	
	Freq.	Pct.	Freq.	Pct.	Freq.	Pct.	Freq.	Pct.
1 No or low psychological distress (0-4)	55	40	156	26	2	8	213	27.7
2 Moderate psychological distress (5-12)	61	44	304	51	11	42	380	49.4
3 Serious psychological distress (13-24)	23	17	138	23	13	50	177	23.0
Valid responses =	139	18	598	78	26	3	770	98.3

Invalid responses include no response.

ULS3 UCLA Loneliness Scale Score

	Mean	Median	Std Dev	Min	Max
Cis Men	5.36	5.00	1.87	3	9
Cis Women	5.49	6.00	1.82	3	9
Trans/Gender Non-conforming	6.58	7.00	1.5	4	9
Overall	5.51	6.00	1.83	3	9

RULS3 Recoded UCLA Loneliness Scale

	Cis Men		Cis Women		Trans/Gender Non-conforming		Total	
	Freq.	Pct.	Freq.	Pct.	Freq.	Pct.	Freq.	Pct.
1 Negative for Loneliness (3-5)	79	55	289	48	8	31	379	48.5
2 Positive for Loneliness (6-9)	64	45	316	52	18	69	402	51.5
Valid responses =	143	18	605	77	26	3	781	99.7

Invalid responses include no response.

SBQR Suicide Behavior Questionnaire-Revised (SBQR) Screening Score

	Mean	Median	Std Dev	Min	Max
Cis Men	5.13	4.00	2.73	3	13
Cis Women	5.31	4.00	3.09	3	16
Trans/Gender Non-conforming	7.92	7.00	4.51	3	17
Overall	5.40	4.00	3.14	3	17

RSBQR Recoded Suicide Behavior Questionnaire-Revised (SBQR)

	Cis Men		Cis Women		Trans/Gender Non-conforming		Total	
	Freq.	Pct.	Freq.	Pct.	Freq.	Pct.	Freq.	Pct.
1 Negative for suicidal screening (3-6)	105	74	438	73	11	42	555	71.7
2 Positive for suicidal screening (7-18)	37	26	162	27	15	58	219	28.3
Valid responses =	142	18	600	78	26	3	774	98.9

Invalid responses include no response.

DIENER Diener Flourishing Score

	Mean	Median	Std Dev	Min	Max
Cis Men	45.05	46.00	7.67	19	56
Cis Women	44.72	46.00	8.14	8	56
Trans/Gender Non-conforming	40.77	41.00	7.35	26	52
Overall	44.65	46.00	8.03	8	56

CDRISC2 Connor-Davidson Resilience Scale 2 (CD-RISC2) Score

	Mean	Median	Std Dev	Min	Max
Cis Men	6.15	6.00	1.47	2	8
Cis Women	5.90	6.00	1.47	0	8
Trans/Gender Non-conforming	5.88	6.00	1.24	4	8
Overall	5.94	6.00	1.47	0	8

SSISTOBACCO ASSIST SSIS TOBACCO SCORE

	Mean	Median	Std Dev	Min	Max
Cis Men	7.59	3.00	8.94	0	30
Cis Women	7.28	3.00	8.63	0	31
Trans/Gender Non-conforming	11.88	10.00	8.27	0	24
Overall	7.50	3.00	8.66	0	31



AMERICAN COLLEGE HEALTH ASSOCIATION

American College Health Association-National College Health Assessment (ACHA-NCHA III)

Institutional Data Report - Spring 2022

UNIVERSITY OF NORTHERN IOWA

American College Health Association

May 1, 2022

8455 Colesville Road, Suite 740

FREQUENCY REPORT

Silver Spring, MD 20910

Number of Surveys (n) = 783 Web Surveys

(410) 859-1500

www.acha.org

TOBACCORISK ASSIST Tobacco Risk

	Cis Men		Cis Women		Trans/Gender Non-conforming		Total	
	Freq.	Pct.	Freq.	Pct.	Freq.	Pct.	Freq.	Pct.
1 Low Risk (0-3)	22	54	92	53	1	13	117	51.8
2 Moderate Risk (4-26)	17	42	74	43	7	88	100	44.2
3 High Risk (27-39)	2	5	7	4	0	0	9	4.0
Valid responses =	41	18	173	77	8	4	226	28.9

Invalid responses include no response.

SSISALCOHOL ASSIST SSIS ALCOHOL SCORE

	Mean	Median	Std Dev	Min	Max
Cis Men	6.40	5.00	5.23	0	29
Cis Women	6.64	5.00	5.8	0	36
Trans/Gender Non-conforming	7.56	7.00	4.03	2	14
Overall	6.64	5.00	5.65	0	36

ALCOHOLRISK ASSIST Alcohol Risk

	Cis Men		Cis Women		Trans/Gender Non-conforming		Total	
	Freq.	Pct.	Freq.	Pct.	Freq.	Pct.	Freq.	Pct.
1 Low Risk (0-10)	78	83	351	83	11	69	445	82.7
2 Moderate Risk (11-26)	15	16	64	15	5	31	85	15.8
3 High Risk (27-39)	1	1	7	2	0	0	8	1.5
Valid responses =	94	17	422	78	16	3	538	68.7

Invalid responses include no response.

SSISCANNABIS ASSIST SSIS CANNABIS SCORE

	Mean	Median	Std Dev	Min	Max
Cis Men	6.29	3.00	7.37	0	31
Cis Women	6.17	2.00	7.66	0	35
Trans/Gender Non-conforming	5.71	7.00	3.95	0	13
Overall	6.26	3.00	7.53	0	35

CANNABISRISK ASSIST Cannabis Risk

	Cis Men		Cis Women		Trans/Gender Non-conforming		Total	
	Freq.	Pct.	Freq.	Pct.	Freq.	Pct.	Freq.	Pct.
1 Low Risk (0-3)	26	51	96	54	5	36	129	52.2
2 Moderate Risk (4-26)	23	45	76	43	9	64	109	44.1
3 High Risk (27-39)	2	4	6	3	0	0	9	3.6
Valid responses =	51	21	178	72	14	6	247	31.5

Invalid responses include no response.

SSISCOCAINE ASSIST SSIS COCAINE SCORE

	Mean	Median	Std Dev	Min	Max
Cis Men	2.00	0.00	4	0	8
Cis Women	4.54	0.00	7.14	0	23
Trans/Gender Non-conforming	6.00	6.00	.	6	6
Overall	4.06	0.00	6.34	0	23

COCAINERISK ASSIST Cocaine Risk

	Cis Men		Cis Women		Trans/Gender Non-conforming		Total	
	Freq.	Pct.	Freq.	Pct.	Freq.	Pct.	Freq.	Pct.
1 Low Risk (0-3)	3	75	9	69	0	0	12	66.7
2 Moderate Risk (4-26)	1	25	4	31	1	100	6	33.3
3 High Risk (27-39)	0	0	0	0	0	0	0	0.0
Valid responses =	4	22	13	72	1	6	18	2.3

Invalid responses include no response.

SSISMETH ASSIST SSIS METHAMPHETAMINE SCORE

	Mean	Median	Std Dev	Min	Max
Cis Men	30.00	30.00	.	30	30
Cis Women	0.00	0.00	0	0	0
Trans/Gender Non-conforming	3.00	3.00	4.24	0	6
Overall	7.20	0.00	13.01	0	30

METHRISK ASSIST Methamphetamine Risk

	Cis Men		Cis Women		Trans/Gender Non-conforming		Total	
	Freq.	Pct.	Freq.	Pct.	Freq.	Pct.	Freq.	Pct.
1 Low Risk (0-3)	0	0	2	100	1	50	3	60.0
2 Moderate Risk (4-26)	0	0	0	0	1	50	1	20.0
3 High Risk (27-39)	1	100	0	0	0	0	1	20.0
Valid responses =	1	20	2	40	2	40	5	0.6

Invalid responses include no response.



AMERICAN COLLEGE HEALTH ASSOCIATION

American College Health Association-National College Health Assessment (ACHA-NCHA III)

Institutional Data Report - Spring 2022

American College Health Association

8455 Colesville Road, Suite 740

Silver Spring, MD 20910

(410) 859-1500

www.acha.org

UNIVERSITY OF NORTHERN IOWA

May 1, 2022

FREQUENCY REPORT

Number of Surveys (n) = 783 Web Surveys

SSISINHALANT ASSIST SSIS INHALANTS SCORE

	Mean	Median	Std Dev	Min	Max
Cis Men	16.00	16.00	22.63	0	32
Cis Women	0.00	0.00	0	0	0
Trans/Gender Non-conforming	0.00	0.00	.	0	0
Overall	5.67	0.00	12.93	0	32

INHALANTRISK ASSIST Inhalant Risk

	Cis Men		Cis Women		Trans/Gender Non-conforming		Total	
	Freq.	Pct.	Freq.	Pct.	Freq.	Pct.	Freq.	Pct.
1 Low Risk (0-3)	1	50	2	100	1	100	5	83.3
2 Moderate Risk (4-26)	0	0	0	0	0	0	0	0.0
3 High Risk (27-39)	1	50	0	0	0	0	1	16.7
Valid responses =	2	33	2	33	1	17	6	0.8

Invalid responses include no response.

SSISRXSTIMULANT ASSIST SSIS ADJUSTED PRESCRIPTION STIMULANT SCORE

	Mean	Median	Std Dev	Min	Max
Cis Men	2.00	0.00	3	0	8
Cis Women	0.95	0.00	1.94	0	8
Trans/Gender Non-conforming	3.00	3.00	.	3	3
Overall	1.31	0.00	2.28	0	8

RXSTIMULANTRISK ASSIST Prescription Stimulant Risk

	Cis Men		Cis Women		Trans/Gender Non-conforming		Total	
	Freq.	Pct.	Freq.	Pct.	Freq.	Pct.	Freq.	Pct.
1 Low Risk (0-3)	7	78	21	96	1	100	29	90.6
2 Moderate Risk (4-26)	2	22	1	5	0	0	3	9.4
3 High Risk (27-39)	0	0	0	0	0	0	0	0.0
Valid responses =	9	28	22	69	1	3	32	4.1

Invalid responses include no response.

SSISSEDATIVE ASSIST SSIS ADJUSTED SEDATIVE SCORE

	Mean	Median	Std Dev	Min	Max
Cis Men	7.00	0.00	14	0	28
Cis Women	5.87	0.00	10.61	0	36
Trans/Gender Non-conforming	5.33	5.00	0.58	5	6
Overall	6.00	1.00	10.17	0	36

SEDATIVERISK ASSIST Sedative Risk

	Cis Men		Cis Women		Trans/Gender Non-conforming		Total	
	Freq.	Pct.	Freq.	Pct.	Freq.	Pct.	Freq.	Pct.
1 Low Risk (0-3)	3	75	11	73	0	0	14	63.6
2 Moderate Risk (4-26)	0	0	3	20	3	100	6	27.3
3 High Risk (27-39)	1	25	1	7	0	0	2	9.1
Valid responses =	4	18	15	68	3	14	22	2.8

Invalid responses include no response.

SSISHALLUCINOGEN ASSIST SSIS HALLUCINOGENS SCORE

	Mean	Median	Std Dev	Min	Max
Cis Men	0.69	0.00	1.49	0	5
Cis Women	1.77	0.00	3.39	0	12
Trans/Gender Non-conforming	4.00	6.00	3.46	0	6
Overall	1.58	0.00	2.95	0	12

HALLUCINOGENRISK ASSIST Hallucinogen Risk

	Cis Men		Cis Women		Trans/Gender Non-conforming		Total	
	Freq.	Pct.	Freq.	Pct.	Freq.	Pct.	Freq.	Pct.
1 Low Risk (0-3)	12	92	18	82	1	33	31	81.6
2 Moderate Risk (4-26)	1	8	4	18	2	67	7	18.4
3 High Risk (27-39)	0	0	0	0	0	0	0	0.0
Valid responses =	13	34	22	58	3	8	38	4.9

Invalid responses include no response.

SSISHEROIN ASSIST SSIS HEROIN SCORE

	Mean	Median	Std Dev	Min	Max
Cis Men	28.00	28.00	.	28	28
Cis Women	0.00	0.00	0	0	0
Trans/Gender Non-conforming
Overall	9.33	0.00	16.17	0	28

HEROINRISK ASSIST Heroin Risk

	Cis Men		Cis Women		Trans/Gender Non-conforming		Total	
	Freq.	Pct.	Freq.	Pct.	Freq.	Pct.	Freq.	Pct.
1 Low Risk (0-3)	0	0	2	100	0	0	2	66.7
2 Moderate Risk (4-26)	0	0	0	0	0	0	0	0.0
3 High Risk (27-39)	1	100	0	0	0	0	1	33.3
Valid responses =	1	33	2	67	0	0	3	0.4

Invalid responses include no response.



AMERICAN COLLEGE HEALTH ASSOCIATION

American College Health Association-National College Health Assessment (ACHA-NCHA III)

Institutional Data Report - Spring 2022

American College Health Association

8455 Colesville Road, Suite 740

Silver Spring, MD 20910

(410) 859-1500

www.acha.org

UNIVERSITY OF NORTHERN IOWA

May 1, 2022

FREQUENCY REPORT

Number of Surveys (n) = 783 Web Surveys

SSISRXOPIOID ASSIST SSIS ADJUSTED PRESCRIPTION OPIOID SCORE

	Mean	Median	Std Dev	Min	Max
Cis Men	9.00	0.00	15.59	0	27
Cis Women	0.45	0.00	1.04	0	3
Trans/Gender Non-conforming	3.00	3.00	4.24	0	6
Overall	2.38	0.00	6.77	0	27

RXOPIOIDRISK ASSIST Opioid Risk

	Cis Men		Cis Women		Trans/Gender Non-conforming		Total	
	Freq.	Pct.	Freq.	Pct.	Freq.	Pct.	Freq.	Pct.
1 Low Risk (0-3)	2	67	11	100	1	50	14	87.5
2 Moderate Risk (4-26)	0	0	0	0	1	50	1	6.3
3 High Risk (27-39)	1	33	0	0	0	0	1	6.3
Valid responses =	3	19	11	69	2	13	16	2.0

Invalid responses include no response.

SSISOTHER ASSIST SSIS OTHER DRUG SCORE

	Mean	Median	Std Dev	Min	Max
Cis Men	18.00	18.00	.	18	18
Cis Women	0.00	0.00	0	0	0
Trans/Gender Non-conforming	1.00	1.00	1.41	0	2
Overall	4.00	0.00	7.87	0	18

OTHERSSISRISK ASSIST Other Drug Risk

	Cis Men		Cis Women		Trans/Gender Non-conforming		Total	
	Freq.	Pct.	Freq.	Pct.	Freq.	Pct.	Freq.	Pct.
1 Low Risk (0-3)	0	0	2	100	2	100	4	80.0
2 Moderate Risk (4-26)	1	100	0	0	0	0	1	20.0
3 High Risk (27-39)	0	0	0	0	0	0	0	0.0
Valid responses =	1	20	2	40	2	40	5	0.6

Invalid responses include no response.

PATOTALMOD Total moderate activity minutes/week conversion

	Mean	Median	Std Dev	Min	Max
Cis Men	442.72	300.00	544.76	0	5280
Cis Women	409.98	240.00	613.77	0	6000
Trans/Gender Non-conforming	309.96	145.00	347.08	0	1320
Overall	414.23	240.00	595.06	0	6000

PAAERO Met Weekly PA Guideline for Aerobic Activity ONLY

	Cis Men		Cis Women		Trans/Gender Non-conforming		Total	
	Freq.	Pct.	Freq.	Pct.	Freq.	Pct.	Freq.	Pct.
1 No	41	29	195	33	13	50	251	32.6
2 Yes	101	71	400	67	13	50	520	67.4
Valid responses =	142	18	595	77	26	3	771	98.5

Invalid responses include no response.

PAGUIDE Met Weekly PA Guideline for Aerobic and Muscle-Strengthening Activity

	Cis Men		Cis Women		Trans/Gender Non-conforming		Total	
	Freq.	Pct.	Freq.	Pct.	Freq.	Pct.	Freq.	Pct.
1 No	76	54	365	61	22	85	468	60.8
2 Yes	66	47	229	39	4	15	302	39.2
Valid responses =	142	18	594	77	26	3	770	98.3

Invalid responses include no response.

HAPAGUIDE Met Weekly PA Guideline for HIGHLY ACTIVE Adults

	Cis Men		Cis Women		Trans/Gender Non-conforming		Total	
	Freq.	Pct.	Freq.	Pct.	Freq.	Pct.	Freq.	Pct.
1 No	90	63	419	71	23	89	537	69.7
2 Yes	52	37	175	30	3	12	233	30.3
Valid responses =	142	18	594	77	26	3	770	98.3

Invalid responses include no response.



QCOVID1 Have you ever had COVID-19 (the novel coronavirus disease)?

	Cis Men		Cis Women		Trans/Gender Non-conforming		Total	
	Freq.	Pct.	Freq.	Pct.	Freq.	Pct.	Freq.	Pct.
1 Yes	60	42	269	45	8	31	341	43.6
6 No	63	44	271	45	15	58	352	45.0
7 Unsure	20	14	65	11	3	12	90	11.5
Valid responses =	143	18	605	77	26	3	783	100.0

Invalid responses include no response.

QCOVID1A How severe were any symptoms that you experienced? (only includes students who selected Yes to ever having had COVID-19)

	Cis Men		Cis Women		Trans/Gender Non-conforming		Total	
	Freq.	Pct.	Freq.	Pct.	Freq.	Pct.	Freq.	Pct.
1 Severe (e.g., difficulty breathing or speaking, low blood pressure, high fever of 103 F (39.4 C or higher)	4	7	11	4	0	0	16	4.7
2 Moderate (e.g., some shortness of breath, cough, fever of 100.4 F (38 C) or higher)	20	33	127	47	5	63	154	45.2
3 Mild (e.g., cold-like symptoms)	27	45	116	43	2	25	146	42.8
4 No symptoms (asymptomatic)	9	15	15	6	1	13	25	7.3
Valid responses =	60	18	269	79	8	2	341	43.6

Invalid responses include no response.

QCOVID1B Were you hospitalized because of your COVID-19 symptoms? (only includes students who selected Yes to ever having had COVID-19)

	Cis Men		Cis Women		Trans/Gender Non-conforming		Total	
	Freq.	Pct.	Freq.	Pct.	Freq.	Pct.	Freq.	Pct.
1 Yes	0	0	4	2	0	0	4	1.2
2 No	60	100	265	99	8	100	337	98.8
Valid responses =	60	18	269	79	8	2	341	43.6

Invalid responses include no response.

QCOVID1C Did you/are you experiencing symptoms that have continued more than 4 weeks after your initial COVID-19 illness, and were not experienced before the illness? Examples include fatigue, brain fog, heart racing, headaches, or worsening mood. (only includes students who selected Yes to ever having COVID-19)

	Cis Men		Cis Women		Trans/Gender Non-conforming		Total	
	Freq.	Pct.	Freq.	Pct.	Freq.	Pct.	Freq.	Pct.
1 Yes	10	16.7	82	30.5	1	12.5	95	27.9
2 No	50	83.3	187	69.5	7	87.5	246	72.1
Valid responses =	60	18	269	79	8	2	341	43.6

Invalid responses include no response.

QCOVID2 Have you had a loved one, close family member, or friend die due to COVID-19?

	Cis Men		Cis Women		Trans/Gender Non-conforming		Total	
	Freq.	Pct.	Freq.	Pct.	Freq.	Pct.	Freq.	Pct.
1 Yes	17	12	109	18	5	19	133	17.0
2 No	126	88	496	82	21	81	650	83.0
Valid responses =	143	18	605	77	26	3	783	100.0

Invalid responses include no response.

QCOVID3 Do you have a loved one, close family member, or friend that has been dealing with long term effects (or a long recovery) following a COVID-19 illness?

	Cis Men		Cis Women		Trans/Gender Non-conforming		Total	
	Freq.	Pct.	Freq.	Pct.	Freq.	Pct.	Freq.	Pct.
1 Yes	32	22	236	39	11	42	284	36.4
2 No	111	78	367	61	15	58	497	63.6
Valid responses =	143	18	603	77	26	3	783	99.7

Invalid responses include no response.

QCOVID5 I believe that my campus has done enough to protect students from COVID-19.

	Cis Men		Cis Women		Trans/Gender Non-conforming		Total	
	Freq.	Pct.	Freq.	Pct.	Freq.	Pct.	Freq.	Pct.
1 Strongly disagree	4	3	21	4	1	4	27	3.4
2 Disagree	18	13	86	14	8	31	116	14.8
3 Neither disagree nor agree	27	19	150	25	9	35	189	24.1
4 Agree	66	46	274	45	8	31	349	44.6
5 Strongly agree	28	20	74	12	0	0	102	13.0
Valid responses =	143	18	605	77	26	3	783	100.0

Invalid responses include no response.



QCOVID6A I follow my campus policies related to COVID-19.

	Cis Men		Cis Women		Trans/Gender Non-conforming		Total	
	Freq.	Pct.	Freq.	Pct.	Freq.	Pct.	Freq.	Pct.
1 Strongly disagree	4	3	6	1	1	4	11	1.4
2 Disagree	10	7	10	2	1	4	21	2.7
3 Neither disagree nor agree	25	18	75	12	2	8	103	13.2
4 Agree	71	50	329	54	10	39	414	52.9
5 Strongly agree	28	20	160	26	9	35	199	25.4
6 N/A, my campus does not have policies related to COVID-19	5	4	25	4	3	12	35	4.5
Valid responses =	143	18	605	77	26	3	783	100.0

Invalid responses include no response.

QCOVID8 I believe that students at my school are taking precautions to protect one another from COVID-19.

	Cis Men		Cis Women		Trans/Gender Non-conforming		Total	
	Freq.	Pct.	Freq.	Pct.	Freq.	Pct.	Freq.	Pct.
1 Strongly disagree	13	9	52	9	8	31	75	9.6
2 Disagree	28	20	177	29	8	31	219	28.0
3 Neither disagree nor agree	58	41	209	35	7	27	274	35.0
4 Agree	41	29	150	25	3	12	195	24.9
5 Strongly agree	3	2	17	3	0	0	20	2.6
Valid responses =	143	18	605	77	26	3	783	100.0

Invalid responses include no response.

QCOVID13A Over the past 30 days, on average, how much have you been concerned with the following?

How long the COVID-19 pandemic will last

	Cis Men		Cis Women		Trans/Gender Non-conforming		Total	
	Freq.	Pct.	Freq.	Pct.	Freq.	Pct.	Freq.	Pct.
1 Not concerned at all	58	41	117	19	1	4	177	22.6
2 Slightly concerned	44	31	192	32	5	19	242	30.9
3 Moderately concerned	29	20	184	30	15	58	231	29.5
4 Very concerned	11	8	92	15	4	15	109	13.9
5 Extremely concerned	1	1	20	3	1	4	23	2.9
Valid responses =	143	18	605	77	26	3	782	99.9

Invalid responses include no response.

QCOVID13B Over the past 30 days, on average, how much have you been concerned with the following?

That you will get COVID-19 (only includes students who selected No or Unsure to having had COVID-19)

	Cis Men		Cis Women		Trans/Gender Non-conforming		Total	
	Freq.	Pct.	Freq.	Pct.	Freq.	Pct.	Freq.	Pct.
1 Not concerned at all	38	46	96	29	1	6	136	30.8
2 Slightly concerned	30	36	121	36	8	44	160	36.3
3 Moderately concerned	12	15	76	23	4	22	94	21.3
4 Very concerned	3	4	34	10	4	22	42	9.5
5 Extremely concerned	0	0	8	2	1	6	9	2.0
Valid responses =	83	19	335	76	18	4	441	56.3

Invalid responses include no response.

QCOVID13C Over the past 30 days, on average, how much have you been concerned with the following?

That you will get COVID-19 again (only includes students who selected Yes to having had COVID-19)

	Cis Men		Cis Women		Trans/Gender Non-conforming		Total	
	Freq.	Pct.	Freq.	Pct.	Freq.	Pct.	Freq.	Pct.
1 Not concerned at all	35	58	116	43	1	13	153	45.0
2 Slightly concerned	17	28	74	28	5	63	96	28.2
3 Moderately concerned	6	10	59	22	1	13	67	19.7
4 Very concerned	2	3	18	7	0	0	21	6.2
5 Extremely concerned	0	0	2	1	1	13	3	0.9
Valid responses =	60	18	269	79	8	2	340	43.4

Invalid responses include no response.

QCOVID13D Over the past 30 days, on average, how much have you been concerned with the following?

That someone you care about will get COVID-19

	Cis Men		Cis Women		Trans/Gender Non-conforming		Total	
	Freq.	Pct.	Freq.	Pct.	Freq.	Pct.	Freq.	Pct.
1 Not concerned at all	52	36	122	20	3	12	178	22.8
2 Slightly concerned	51	36	170	28	9	35	232	29.7
3 Moderately concerned	19	13	172	29	3	12	196	25.1
4 Very concerned	18	13	96	16	8	31	124	15.9
5 Extremely concerned	3	2	44	7	3	12	51	6.5
Valid responses =	143	18	604	77	26	3	781	99.7

Invalid responses include no response.



**QCOVID13E Over the past 30 days, on average, how much have you been concerned with the following?
That someone you care about will die from COVID-19**

	Cis Men		Cis Women		Trans/Gender Non-conforming		Total	
	Freq.	Pct.	Freq.	Pct.	Freq.	Pct.	Freq.	Pct.
1 Not concerned at all	77	54	209	35	7	27	295	37.7
2 Slightly concerned	33	23	145	24	7	27	187	23.9
3 Moderately concerned	16	11	109	18	4	15	130	16.6
4 Very concerned	11	8	78	13	3	12	94	12.0
5 Extremely concerned	6	4	64	11	5	19	76	9.7
Valid responses =	143	18	605	77	26	3	782	99.9

Invalid responses include no response.

**QCOVID13F Over the past 30 days, on average, how much have you been concerned with the following?
Not being able to spend time with people you care about**

	Cis Men		Cis Women		Trans/Gender Non-conforming		Total	
	Freq.	Pct.	Freq.	Pct.	Freq.	Pct.	Freq.	Pct.
1 Not concerned at all	59	41	160	26	2	8	222	28.4
2 Slightly concerned	27	19	135	22	9	35	171	21.9
3 Moderately concerned	31	22	149	25	8	31	192	24.6
4 Very concerned	23	16	118	20	3	12	147	18.8
5 Extremely concerned	3	2	43	7	4	15	50	6.4
Valid responses =	143	18	605	77	26	3	782	99.9

Invalid responses include no response.

**QCOVID13G Over the past 30 days, on average, how much have you been concerned with the following?
Uncertainty of the future**

	Cis Men		Cis Women		Trans/Gender Non-conforming		Total	
	Freq.	Pct.	Freq.	Pct.	Freq.	Pct.	Freq.	Pct.
1 Not concerned at all	38	27	85	14	0	0	124	15.9
2 Slightly concerned	31	22	116	19	0	0	147	18.8
3 Moderately concerned	30	21	158	26	9	35	199	25.5
4 Very concerned	24	17	138	23	9	35	173	22.2
5 Extremely concerned	20	14	107	18	8	31	138	17.7
Valid responses =	143	18	604	77	26	3	781	99.7

Invalid responses include no response.

**QCOVID14 If you have received counseling or therapy (either in-person or by telehealth) in the past 12 months, how has your access to
mental health care been affected by the COVID-19 pandemic? (only includes students who have received psychological or mental health services in the last 12 months)**

	Cis Men		Cis Women		Trans/Gender Non-conforming		Total	
	Freq.	Pct.	Freq.	Pct.	Freq.	Pct.	Freq.	Pct.
1 Much more difficult or limited access	2	5	11	5	3	17	19	7.0
2 Somewhat more difficult or limited access	7	18	70	33	5	28	83	30.5
3 No significant change in access	23	61	103	49	7	39	133	48.9
4 Somewhat less difficult or limited access	1	3	8	4	2	11	11	4.0
5 Much less difficult or limited access	2	5	4	2	1	6	7	2.6
6 Don't know or not applicable (have not tried to access care since the pandemic began)	3	8	15	7	0	0	19	7.0
Valid responses =	38	0	211	78	18	7	272	34.7

Invalid responses include no response.

**QCOVID15 As a result of the COVID-19 pandemic, have you experienced any discriminatory or hostile behavior due to your race/ethnicity
(or what someone thought was your race/ethnicity)?**

	Cis Men		Cis Women		Trans/Gender Non-conforming		Total	
	Freq.	Pct.	Freq.	Pct.	Freq.	Pct.	Freq.	Pct.
1 Yes	5	4	23	4	1	4	29	3.7
2 No	138	97	581	96	25	96	752	96.3
Valid responses =	143	18	604	77	26	3	781	99.7

Invalid responses include no response.

**QCOVID16 As a result of the COVID-19 pandemic, have you witnessed (online exchanges or in-person) any discriminatory or hostile behavior
or exchanges towards others due to their race/ethnicity (or what someone thought was their race/ethnicity)?**

	Cis Men		Cis Women		Trans/Gender Non-conforming		Total	
	Freq.	Pct.	Freq.	Pct.	Freq.	Pct.	Freq.	Pct.
1 Yes	30	21	206	34	15	58	256	32.8
2 No	113	79	397	66	11	42	524	67.2
Valid responses =	143	18	603	77	26	3	780	99.6

Invalid responses include no response.



QCOVID17A How has your current financial situation been affected by the COVID-19 pandemic?

	Cis Men		Cis Women		Trans/Gender Non-conforming		Total	
	Freq.	Pct.	Freq.	Pct.	Freq.	Pct.	Freq.	Pct.
1 A lot more stressful	10	7	106	18	7	27	125	16.0
2 Somewhat more stressful	51	36	246	41	13	50	312	39.9
3 No significant change	74	52	235	39	5	19	318	40.7
4 Somewhat less stressful	8	6	16	3	1	4	25	3.2
5 A lot less stressful	0	0	2	0	0	0	2	0.3
Valid responses =	143	18	605	77	26	3	782	99.9

Invalid responses include no response.

QCOVID18A How has your current overall level of stress been impacted by the COVID-19 pandemic?

	Cis Men		Cis Women		Trans/Gender Non-conforming		Total	
	Freq.	Pct.	Freq.	Pct.	Freq.	Pct.	Freq.	Pct.
1 Significantly increased my level of stress	17	12	168	28	12	46	200	25.6
2 Somewhat increased my level of stress	73	51	343	57	13	50	433	55.4
3 No change in my level of stress	49	34	87	14	0	0	136	17.4
4 Somewhat decreased my level of stress	2	1	7	1	1	4	11	1.4
5 Significantly decreased my level of stress	2	1	0	0	0	0	2	0.3
Valid responses =	143	18	605	77	26	3	782	99.9

Invalid responses include no response.

QCOVID19B How would you describe your COVID-19 vaccination status (not including "boosters")?

	Cis Men		Cis Women		Trans/Gender Non-conforming		Total	
	Freq.	Pct.	Freq.	Pct.	Freq.	Pct.	Freq.	Pct.
1 Received all doses required to be fully vaccinated	109	76	475	79	25	96	617	79.2
2 Started the vaccination process, but need another dose	6	4	25	4	1	4	32	4.1
3 Will get vaccinated as soon as possible	2	1	8	1	0	0	10	1.3
4 Will only get vaccinated if required	15	11	43	7	0	0	58	7.4
5 Will not get vaccinated	11	8	51	9	0	0	62	8.0
Valid responses =	143	18	602	77	26	3	779	99.5

Invalid responses include no response.

QCOVID19C Have you had an additional or "booster" dose of a COVID-19 vaccine?

(only includes students who selected Yes to having received all the doses to be fully vaccinated against COVID-19)

	Cis Men		Cis Women		Trans/Gender Non-conforming		Total	
	Freq.	Pct.	Freq.	Pct.	Freq.	Pct.	Freq.	Pct.
1 Yes	70	64	272	57	15	60	362	58.7
2 I plan to get an additional or "booster" dose when I am eligible	11	10	98	21	7	28	116	18.8
3 I will only get an additional or "booster" dose if required	5	5	27	6	0	0	33	5.3
4 I am not sure if I will get an additional or "booster" dose	11	10	61	13	3	12	77	12.5
5 I will not get an additional or "booster" dose	12	11	17	4	0	0	29	4.7
Valid responses =	109	18	475	77	25	4	617	78.8

QCOVID23 Did you test positive for COVID-19 after you were fully vaccinated (2 weeks after your second dose in a 2-dose series, such as the Pfizer or Moderna vaccines, or 2 weeks after a single-dose vaccine, such as Johnson & Johnson's Janssen vaccine)?

(only includes students who selected Yes to having COVID-19 and received all the doses to be fully vaccinated against COVID-19)

	Cis Men		Cis Women		Trans/Gender Non-conforming		Total	
	Freq.	Pct.	Freq.	Pct.	Freq.	Pct.	Freq.	Pct.
1 Yes	13	28	89	43	0	0	102	39.1
2 No	33	72	116	57	7	100	159	60.9
Valid responses =	46	18	205	79	7	3	261	33.3

Invalid responses include no response.

QCOVID21 Were it not for the COVID-19 pandemic, I would prefer to take most of my classes:

(only includes students who are taking classes entirely online, or a mix of in-person and online classes)

	Cis Men		Cis Women		Trans/Gender Non-conforming		Total	
	Freq.	Pct.	Freq.	Pct.	Freq.	Pct.	Freq.	Pct.
1 In-person	47	77	250	77	5	46	303	76.1
2 Online	14	23	73	23	6	55	95	23.9
Valid responses =	61	15	323	81	11	3	398	50.8

Invalid responses include no response.

References

¹ Connor KM, Davidson JTR. Development of a new resilience scale: The Connor-Davidson Resilience Scale (CDRISC). Depression and Anxiety. 2003; 18:76-82.